

PowerGrip®	T259	187YU32	89 27011 080
PowerGrip®	77187x32	HSN	89 27011 081
PowerGrip®	T259	187YU32	89 27011 082
PowerGrip®	77187x32	HSN	89 27011 083
PowerGrip®	T259	187YU32	89 27011 084
PowerGrip®	77187x32	HSN	89 27011 085
PowerGrip®	T259	187YU32	89 27011 086
PowerGrip®	77187x32	HSN	89 27011 087
PowerGrip®	T259	187YU32	89 27011 088
PowerGrip®	77187x32	HSN	89 27011 089
PowerGrip®	T259	187YU32	89 27011 090
PowerGrip®	77187x32	HSN	89 27011 091
PowerGrip®	T259	187YU32	89 27011 092
PowerGrip®	77187x32	HSN	89 27011 093



AUTOMOTIVE APPLICATIONS CATALOGUE

TIMING BELTS & TIMING COMPONENT KITS

The magic that goes into genuine
OE belts and components,
is the same magic that is in
Gates Timing Component Kits.



**GATES ARE TRUSTED BY MAJOR CAR MANUFACTURERS ALL
OVER THE WORLD. THIS IS WHY GATES PRODUCTS CAN BE
FOUND IN MOST NEW VEHICLES.**

The same OE performance can be expected from Gates
belts and components. So, for genuine performance,
demand Gates.

In fact, Gates also provide you with the added
security of a warranty that is exactly the same
as the OE replacement intervals.

For more information visit www.GatesAustralia.com.au





TIMING BELTS & TIMING COMPONENT KITS CATALOGUE

Introduction Section		2-8	
Application Section		9-86	
Alfa Romeo	10-11	Lotus	38
Asia	11	Mahindra	38
Audi	11-14	Mazda	38-42
BMW	14-15	Mini	42
Chrysler	15	Mitsubishi	42-54
Citroen	15-16	MG	54
Daewoo	16-17	Nissan (Datsun)	54-57
Daihatsu	17-18	Opel	57
Ducati	19	Peugeot	58-59
Eunos	19	Pontiac	60
Ferrari	19	Porsche	60
Fiat	19-20	Proton	60-61
Ford	20-23	Renault	61-62
Great Wall	23	Rover	62
Holden	24-27	Saab	62
Honda	28-32	Seat	62
Hyundai	33-35	Skoda	62
Isuzu	35-36	Subaru	63-70
Jeep	36	Suzuki	70-71
Kia	36-37	Tata	72
Lada	37	Toyota	72-80
Lancia	37	Volkswagon	80-83
Landrover	37	Volvo	83-85
Lexus	37-38		
Numerical Listing - Timing Belts		87-117	
Numerical Listing - Timing Component Kits		118-141	
Numerical Listing - Hydraulic Tensioners		142-144	
OEM Cross Reference		145-154	
VKMA Cross Reference		155-158	



IS A GLOBAL OE SUPPLIER

Gates is the global leader in timing belt innovation. Gates global network of technical research and development centers work with virtually every worldwide Original Equipment Manufacturer to build timing belts for new vehicles as they're being designed. It is this strong Original Equipment (OE) relationship that enables us to develop timing system products for the aftermarket that meet and exceed OE performance specifications . Install the original. Install Gates.

OE Supplier to:

- Acura
- Alfa Romeo
- Audi
- BMW
- Buick
- Cadillac
- Chevrolet
- Chrysler
- Citreon
- Daewoo
- Daihatsu
- Dodge
- Fiat
- Ford
- Honda
- Hyundai
- Infiniti
- Isuzu
- Jaguar
- Kia
- Lancia
- Land Rover
- Lexus
- Mazda
- Mercedes-Benz
- Mini
- Nissan
- Mitsubishi
- Opel
- Peugeot
- Porsche
- Range Rover
- Renault
- Saab
- Scion
- Skoda
- Smart
- Subaru
- Suzuki
- Toyota
- Volkswagon
- Volvo



YOU CAN BE CONFIDENT, THAT EVERY TIME YOU INSTALL GATES BELTS AND COMPONENTS THEY WILL PERFORM LIKE THE GENUINE PRODUCT, BECAUSE GATES ARE OE SUPPLIERS.





TIMING BELTS & TIMING COMPONENT KITS

Today, Gates is the world's largest manufacturer of Timing Belts and Timing Component Kits [TCKs]. If there is a car around the world with a timing belt in it, it is most likely we have the replacement part, so you should check with Gates first. Further, Gates belts and components are made to OE specifications or better, so you can be confident every time you install Gates.

Restore your customers' timing system to factory original condition with Gates Timing Belts and Timing Component Kits.

AUTOMOTIVE TIMING BELTS

Gates is the largest global manufacturer of OE timing belts. This means Gates is able to cover the Aftermarket with timing belts that perform exactly like the OE.

Our timing belts are manufactured using the same high grade materials and processes as the OE to ensure superior heat and contamination resistance. Further, Gates Timing Belts provide the most extensive coverage in the industry.

Further, Gates belts have:

- Aramid reinforced nylon jackets and back side jackets for longer wear.
- High grade HNBR rubber for superior heat and contamination resistance.
- Premium high strength tensile members.
- Genuine warranty equal to OE replacement interval.
- Most extensive coverage of vehicles in the industry.
- PTFE infused jackets to reduce frictional losses and tooth shear.

TIMING COMPONENT KITS

Why take a chance? With Gates TCKs, you can avoid warranties and comebacks by replacing all critical system components at the same time.

Gates TCKs are:

- The **only** kits in the market which contain Gates belts.
- Popular kits covering over 33 million import applications include actual OE tensioners and idlers.
- Total solution for any application, including Timing Belt(s), Idler(s), Belt Tensioner(s), Hydraulic Actuator/Tensioner, Water Pump (for applications where a water pump runs off the timing system), Seals, Gaskets and O-rings, other components necessary for a complete overhaul such as nuts and bolts, washes, springs, etc., installation instructions, a mileage sticker.
- Great convenience. Ease of part sourcing. Reduced customer comebacks.
- The most extensive coverage of vehicles in the industry.

TIMING COMPONENT KITS WITH WATER PUMP

Gates Timing Belt Component Kits with Water Pump [TCKWP's] offer customers the best and most complete repair solution by including the same OE components as our TCKs as well as the water pump. Timing belt driven water pumps should always be replaced at the same time as the Timing Belt. Don't take chances. With Gates TCKWPs, you can avoid returns by replacing all critical system components at the same time.

- Water Pumps are designed and built for long lasting, efficient cooling.
- Hydraulic tensioners included where available.
- Everything you need to do the job right, all in one box.
- The **only** kits in the market which contain Gates belts.





TIMING BELTS & TIMING COMPONENT KITS

GATES RACING PERFORMANCE TIMING BELTS

No other belts help protect your engine investment while delivering high performance like Gates Racing Performance Timing Belts.

Gates Racing Performance Timing Belts are incredibly strong and extremely heat resistant. Constructed of HBNR elastometric composites, Gates Racing Performance Timing Belts are as much as 300% stronger than stock belts and deliver up to three times the heat resistance. You can count on them to hold up to the rigors of high horsepower, which is extremely important with interference engines.

- Superior construction provides up to three times the heat resistance.
- Gripping teeth reinforced with aramid and nylon rubber minimize wear.
- As much as 300% stronger than the standard aftermarket belt.
- Withstand the rigors of high horsepower.



GATES RACING TIMING COMPONENT KITS

Gates covers your racing application needs with Racing Timing Component Kits [TCK's]. Protect your investment with components that are OE - equivalent or better in service life and performance. With Gates Racing TCK's, you can replace all critical system components at the same time.

- Popular kits for racing applications.
- Most kits include actual OE Tensioners and idlers.
- Total solution for any application, including specially formulated Gates Racing Performance Timing Belts, Idler[s], Tensioners, and supporting hardware.



HYDRAULIC TENSIONERS

Hydraulic Tensioners automatically adjust the tension of the timing belt, and also provide damping by using the flow resistance of hydraulic oil. As the demand for engines with higher power, high performance and high reliability continues to increase, so will the inclusion of Hydraulic/Automatic tensioners in vehicles.

Gates Hydraulic Tensioners bolt on just like the original tensioner, and like the rest of the Gates timing system range, they will perform equal to or better than the original product.

- Available and included in Timing Component Kits [Timing Component Kits with Hydraulic Tensioners feature an 'H' on the end of the part number eg. TCKH199].
- Also sold separately [See GHT numbers].
- Wide vehicle coverage
- All parts are either OE sourced or meet/exceed OE performance standards.



ONE PHONE CALL **ONE PACKAGE!** EVERYTHING YOU NEED ■



Gates Timing Component Kits (TCK's) provide ALL the necessary components so that you can service the entire timing system for your customers, in one simple package.

Gates TCK's are now available with Water Pumps (only applications where the Timing Belt drives the Water Pump).

Unsurpassed Warranty on Gates Products

Aligned with the Gates OE platform, is a strong warranty program offered to the aftermarket. More specifically, Gates belts and kits are warranted EXACTLY as per the vehicle manufacturer's replacement intervals.

Gates is the right choice for the Timing System:

- Timing Component Kits that contain a COMPLETE set of parts (just order one part number!)
- The most comprehensive range of Belts and Kits
- The quality that is associated with OE manufacturers

One package, everything you need!

Gates - the global leader in belt technology and the preferred choice by leading OE manufacturers around the world
For OE fit, look and performance fit Gates.



POWERING PROGRESS™



TIMING BELTS - TROUBLE SHOOTING GUIDE


Synchronous belts have been used on automotive camshaft drives for more than forty years. Gates belts will give an OEM equivalent performance if the following points are observed.

STORAGE

Belts should be kept in their original packaging until needed.

Store in an environment which avoids:

- Temperature extremes
- Direct sunlight
- High humidity
- Contamination by oil, water and chemicals



HANDLING

It is important that belts are not crimped during handling since this could seriously damage the tensile members and lead to premature failure. Crimping refers to bending the belt to a tight radius. Timing belts are not interchangeable, make sure you use the correct belt recommended in this catalogue. Handle the belt with care and store it in its protective box until installation. Never coil, crimp or twist timing belts, as this could damage the tensile cord and dramatically reduce belt life.



INSTALLATION TIPS


Pulleys should be clean, free from wear, damage and their alignment must be correct. Tensioners and idlers (when applicable) should be free to rotate and move (when appropriate). Bearings should be in good condition. Belts should be fitted in accordance with the engine manufacturer's instructions to ensure that belt tension and engine timing is correct.

IMPORTANT: Avoid crimping the belt when fitting it on pulleys. No tools should be used to lever the belt over pulleys. Refit cover to prevent drive contamination by foreign matter.




REPLACEMENT

Follow vehicle manufacturer's instructions regarding belt replacement intervals. If the belt is removed as a part of standard vehicle maintenance, then a new belt should be installed (except where an automatic tensioner is used). If the engine is being repaired and belt is near OEM recommended replacement interval, it is a good time to replace the belt.










IMPORTANT

For installation always refer to manufacturers instructions.





TIMING BELTS - TROUBLE SHOOTING GUIDE

SYMPTOMS	PROBABLE CAUSE	CORRECTIVE	
TENSILE FAILURE	<ul style="list-style-type: none">• Foreign body in drive• Excessive installation tension• Belt crimped due to improper handling	<ul style="list-style-type: none">• Correctly fit cover• Install at proper tension• Observe handling instructions	
TOOTH SHEAR	<ul style="list-style-type: none">• Low tension• Seizure of driven part	<ul style="list-style-type: none">• Correct tension• Investigate cause and replace tensioners and idlers	
TOOTH WEAR	<ul style="list-style-type: none">• Incorrect tension• Worn pulley	<ul style="list-style-type: none">• Correct tension• Replace tensioner and idlers	
BACK CRACKS	<ul style="list-style-type: none">• High temperature• Low temperature	<ul style="list-style-type: none">• Investigate cause• Investigate cause	
LAND WEAR (between teeth)	<ul style="list-style-type: none">• Excessive tension• Rough pulley[s]	<ul style="list-style-type: none">• Correct tension• Replace tensioner and idlers	
CONTAMINATION FROM OIL	<ul style="list-style-type: none">• Oil leak	<ul style="list-style-type: none">• Replace faulty oil seal[s]	
EDGE WEAR	<ul style="list-style-type: none">• Flange damage• Misalignment	<ul style="list-style-type: none">• Replace flanged pulleys• Realign pulleys	
NOISE	<ul style="list-style-type: none">• High tension• Low tension• Misalignment• Damaged flange	<ul style="list-style-type: none">• Correct tension• Correct tension• Realign pulleys• Replace flanged pulleys	



TROUBLE SHOOTING GUIDE

The Gates Spacer Tool is available to help you achieve the correct timing belt clearance in Subaru engines.*



GATES SPACER TOOL - ANOTHER INNOVATIVE SOLUTION, NOW AVAILABLE FROM GATES.

*Gates was first to introduce the Spacer Tool in Subaru timing component kits to suit 2.0L & 2.5L SOHC/DOHC manual transmission engines. We invented it to help you achieve a perfect installation, every time!

For more information scan the QR code or visit www.GatesAustralia.com.au/spacertool





TIMING BELTS & TIMING COMPONENT KITS CATALOGUE

APPLICATION SECTION



APPLICATION SECTION

Model	Engine	Year	Application Variation	Part Description	Part Number
ALFA ROMEO					
33	1.5L 4 Cyl. [AR30588]	1984-94		T/belt [98x17 T] TCK	T021 TCK021
33 QV	1.7L 4 Cyl. [8 & 16 Valve]	1987-92	Mechanical Tappets	T/belt [98x17 T] TCK	T021 TCK021
33 QV	1.7L 4 Cyl. [8 & 16 Valve]		Hydraulic Tappets	T/belt [100x17 T] TCK	T879 TCK879*
33 QV	1.7L 4 Cyl. [8 & 16 Valve] DOHC	1987-92		T/belt [121x20 C] TCK	T919 [x2] TCK919
75	2.5L V6 [119.00 F.I.]	1988-89		T/belt [134x25.4 T]	T120
	3.0L V6 [195.20]	1988-91		T/belt [134x25.4 T]	T120
90	2.5L V6 [119.00 F.I.]	1985-88		T/belt [134x25.4 T]	T120
145	1.6L 4 Cyl. [AR33201]	1994-97		T/belt [168x24 MC]	T791
			Exc. Balance Shaft Belt	TCK	TCK791A
146	1.6L 4 Cyl. [AR33201]	1995-96		T/belt [168x24 MC]	T791
			Exc. Balance Shaft Belt	TCK	TCK791A
146	1.6L 4 Cyl. [AR67106]	1997-01		T/belt [168x24 MC]	T791
			Exc. Balance Shaft Belt	TCK	TCK791A
147	2.0L 4 Cyl. [AR32310] Twin Spark	2001-0n		T/belt [168x24 MC]	T791
			Exc. Balance Shaft Belt	TCK	TCK791A
147	3.2L V6 [932A]	2001-06		T/belt [185x28 C]	T1044
147	2.0L 4 Cyl. [AR32310] Camshaft	2005-0n		T/belt [168x24 MC]	T791
147	1.9L 4 Cyl. [937A5000] Turbo Diesel	2005-0n	Euro 3	T/belt [198x24 C] TCK	T1609 TCK1609
			Euro 4	T/belt [199x24 C]	T1615
155	2.0L 4 Cyl. [AR67204] Twin Spark	1993-96		T/belt [168x24 MC]	T791
	2.5L V6 [AR67303]	1993-96		T/belt [134x25.4 C]	T785
156	2.0L 4 Cyl. [AR323] DOHC	1999-3/02		T/belt [168x24 MC]	T791
			Exc. Balance Shaft Belt	TCK	TCK791A
156	2.0L 4 Cyl. [937A1000] DOHC	3/02-3/03		T/belt [168x24 MC] TCK	T791 TCK791B*
156	2.5L V6 [AR324] DOHC	1999-06		T/belt [185x28 C] TCK	T1044 TCK1044
156	3.2L V6 [932A000]	2001-06		T/belt [185x28 C] TCK	T1044 TCK1044
159	1.9L 4 Cyl. [939A2000]	2006-0n		T/belt [199x24 C]	T1615
	2.4L 5 Cyl. [939A3000] Turbo Diesel	2006-0n		T/belt [199x24 C]	T1615
164 [Inc. QV]	3.0L V6 12V	1989-93		T/belt [134x25.4 T]	T120
166	3.0 V6 [AR36101] 24V	1999-0n		T/belt [185x28 C] TCK	T1044 TCK1044
166	3.2L V6 [932A000]	2001-0n		T/belt [185x28 C] TCK	T1044 TCK1044
ALFASUD	1.2L 4 Cyl. [301.00] Left & Right Side	1974-77		T/belt [98x17 T] TCK	T021 TCK021
ALFASUD	1.3L 4 Cyl. [301.84] Left & Right Side	1977-84		T/belt [98x17 T] TCK	T021 TCK021
ALFASUD	1.5L 4 Cyl. [301.24] Left & Right Side	1979-89		T/belt [98x17 T] TCK	T021 TCK021
GIULIA	1.3L, 1.6L 4 Cyl. Left & Right Side	1968-74		T/belt [98x17 T] TCK	T021 TCK021
GT / GTV	2.0L 4 Cyl. [AR162 / 937A1000]	1998-0n		T/belt [168x24 MC] TCK	T791 TCK791B*
GT / GTV	2.5L V6 [119]	1980-88		T/belt [134x25.4 T]	T120

Model	Engine	Year	Application Variation	Part Description	Part Number
ALFA ROMEO CONTINUED					
GT / GTV	3.0L V6 [AR161] DOHC	1998-0n		T/belt [185x28 C]	T1044
GT / GTV	3.2L V6 [936A6000]	2003-0n		T/belt [185x28 C]	T1044
SPIDER [GTV]	2.0L 4 Cyl. 16V Twin Spark	1998-0n		TCK	TCK1044
				T/belt [168x24 MC]	T791
SPRINT	1.7L 4 Cyl. [Boxer]	1988-89	Left & Right Side - 98 Tooth Belt	TCK	TCK791A
					T/belt [98x17 T]
	1.7L 4 Cyl. [Boxer]	1988-89	Left & Right Side - 100 Tooth Belt	TCK	TCK021
					T/belt [100x17 T]
			TCK	TCK879*	
ASIA					
ROCSTA	1.8L 4 Cyl. [F8]	1993-00		T/belt [104x25.4 C]	T829
ROCSTA	2.2L 4 Cyl. [R2] Diesel	1993-00		T/belt [164x25.4 MC]	T822
AUDI					
80	1.6L 4 Cyl.	1974-84		T/belt [121x18 T]	T017
				TCK	TCK017
80	1.9L 4 Cyl [WN] SOHC	8/83-84		T/belt [120x18 T]	T127
				TCK	TCK127*
80	1.9L 4 Cyl SOHC	1988		T/belt [121x18 T]	T017
				TCK	TCK017
80	2.0L 4 Cyl. [3A]	1986-92		T/belt [121x18 T]	T017
				TCK	TCK017
80	2.0L 4 Cyl. [6A,ACE] 16v	1990-95		T/belt [147x25 MC]	T292
				TCK	TCK292*
80	2.0L 4 Cyl. [ABK]	1989-95		T/belt [124x18 MC]	T262
				TCK	TCK262A*
80	2.3L 5 Cyl. [NG]	1992-93		T/belt [147x19 MC]	T197
				TCK	TCK197*
80	2.6L V6 [ABC]	1992-95	Upto CH # 8C-S-025820	T/belt [239x25.4]	T218
				TCK	TCK218
			From CH # 8C-S-025821	T/belt [239x25.4]	T218
				TCK	TCK218A
80	2.8L V6 [AAH]	1992-95	Upto CH #: 8C-S-025820	T/belt [239x25.4 MC]	T218
				TCK	TCK218
			From CH #: 8C-S-025821	T/belt [239x25.4 MC]	T218
				TCK	TCK218A
80 QUATTRO	1.8L 4 Cyl. [DZ]	1988-89		T/belt [121x18 T]	T017
				TCK	TCK017
80 QUATTRO	2.1L 4 Cyl. [KK] SOHC	1983-84	From CH #. 85E	T/belt [120x18 T]	T127
				TCK	TCK127*
80 QUATTRO	2.6L V6 [ABC]	1992-95	Upto CH #: 8C-S-025820	T/belt [239x25.4 MC]	T218
				TCK	TCK218
			From CH #: 8C-S-025821	T/belt [239x25.4 MC]	T218
				TCK	TCK218A
80 S2	2.0L 5 Cyl.	1985-87		T/belt [120x18 T]	T127
				TCK	TCK127*
80 S2	2.2L 5 Cyl. [KK] Fi	1988-89		T/belt [120x18 T]	T127
				TCK	TCK127*
80 S2	2.2L 5 Cyl. [ABY] Turbo	1993-94		T/belt [151x19 MC]	T225
90 QUATTRO	2.2L 5 Cyl.	1985-87		T/belt [120x18 T]	T127
				TCK	TCK127*
90 QUATTRO	2.2L 5 Cyl.	1988-89	To CH #. 89J394742	T/belt [120x18 T]	T127
				TCK	TCK127*
			From CH #. 893394743	T/belt [142x19 MC]	T170
				TCK	TCK170*
90 QUATTRO	2.3L 5 Cyl. [NG]	1989-92	To CH #. 89J396702	T/belt [120x18 T]	T127
				TCK	TCK127*
			From CH #. 89J396703	T/belt [142x19 MC]	T170
				TCK	TCK170*
100	2.2L 5 Cyl. [KF]	1983-89	From CH # 44-E-000 001	T/belt [120x18 T]	T127
				TCK	TCK127*
		1983-89	Upto CH # 44-D-200 000	T/belt [142x19 MC]	T170
				TCK	TCK170*

T/belt [103x19 C] = 103 teeth, 19mm wide and Curvilinear tooth profile

Tooth Profiles: **Curvilinear**, **Trapezoidal** & **Modified Curvilinear**

Model	Engine	Year	Application Variation	Part Description	Part Number
AUDI CONTINUED					
100	2.2L 5 Cyl. [KZ]	1983-89		T/belt [120x18 T] TCK	T127 TCK127*
100	2.2L 5 Cyl. [KU]	1983-89		T/belt [142x19 MC] TCK	T170 TCK170*
100	2.3L 5 Cyl. [NF]	1988-91	To Eng. # NF063969	T/belt [120x18 T] TCK	T127 TCK127*
			From Eng. # NF063970	T/belt [142x19 MC] TCK	T170 TCK170*
100	2.6L V6 [ABC]	1992-94		T/belt [239x25.4 MC] TCK	T218 TCK218
100	2.8L V6 [AAH]	1992-94		T/belt [239x25.4 MC] TCK	T218 TCK218
100 AVANT	2.1L 5 Cyl. [Carb.]	1977-89		T/belt [113x19 T]	T065
200	2.2L 5 Cyl. [MC] Turbo	1986-88	120 Tooth Belt	T/belt [120x18 T] TCK	T127 TCK127*
		1989-91	142 Tooth Belt	T/belt [142x19 MC] TCK	T170 TCK170*
200 [INC QUATTRO]	2.1L 5 Cyl. SOHC	1982-83	To CH # 44E012000	T/belt [113x19 T]	T065
		1983-7/88	From CH. # 44E012001	T/belt [120x18 T] TCK	T127 TCK127*
200 [INC QUATTRO]	2.1L 5 Cyl. SOHC	8/88-91		T/belt [142x19 MC] TCK	T170 TCK170*
A3	1.6L 4 Cyl. [AEH, AKL, AVU, BFQ]	1997-99		T/belt [138x23 MC] TCK	T296 TCK296
A3	1.8L 4 Cyl. [AGN,APG]	1997-04	To CH. #: 8L-Y-125-000	T/belt [150x23 MC] TCK - Inc. Hyd. Ten. Hyd. Tensioner	T306 TCKH306 GHT-13
			From CH. #: 8L-Y-125-001	T/belt [150x23 MC] TCK - Inc. Hyd. Ten. Hyd. Tensioner	T306 TCKH306B GHT-13
A3	1.8L 4 Cyl. [AUM, AUQ] Inc. Turbo	1997-03		T/belt [150x23 MC] TCK - Inc. Hyd. Ten. Hyd. Tensioner	T306 TCKH306 GHT-13
A3 [8P]	1.6L 4 Cyl. [BGU, BSE]	2004-0n		T/belt [138x23 MC] TCK	T296 TCK296
A3 [8P]	1.9L 4 Cyl. [BLS] Turbo Diesel	2008-0n		T/belt [120x30 C] TCK	T1547 TCK1547
A3 [8P]	2.0L 4 Cyl. [AXX, BLY, BLR, BWA]	2004-0n		T/belt [148x23 C] TCK	T334 TCK334
A3 [8P]	2.0L 4 Cyl. [BKD]	2004-0n		T/belt [141x30 MC] TCK	T1604 TCK1604B
			Up to 1/2007	TCK - Inc. Water Pump	TCKWP1604-1
A3 [8P]	2.0L 4 Cyl. [AXW, BMB]	2004-0n		T/belt [145x23 C]	T1636
A4	1.8L 4 Cyl. [ADR, AEB, APU, AJL, APT] Inc. Turbo	1995-01	152 Tooth Belt	T/belt [152x25 MC]	T291
			153 Tooth Belt	T/belt [153x25 MC] TCK	T317 TCK317
	1.8L 4 Cyl. [AEB, ADR, APT]	1995-01	Inc. Turbo - To CH: # 8D-T-155 001	T/belt [153x25 MC] TCK - Inc. Hyd. Ten.	T317 TCKH317A
A4	2.4L V6 [AGA, APS] DOHC	1995-01		T/belt [253x30 MC] TCK TCK - Inc. Hyd. Ten. Hyd. Tensioner	T297 TCK297 TCKH297 GHT-14
A4	2.6L V6 [ABC]	1995-98		T/belt [239x25.4 MC] TCK	T218 TCK218A
A4	2.7L V6 [AGB, ASJ] Turbo	1995-01		T/belt [253x30 MC] TCK TCK - Inc. Hyd. Ten. Hyd. Tensioner	T297 TCK297 TCKH297 GHT-14
A4	2.8L V6 [ACK] DOHC	1997-0n		T/belt [253x30 MC] TCK TCK - Inc. Hyd. Ten. Hyd. Tensioner	T297 TCK297 TCKH297 GHT-14

Model	Engine	Year	Application Variation	Part Description	Part Number
AUDI CONTINUED					
A4 [B6]	1.8L 4 Cyl. [AVJ] DOHC	2001-0n		T/belt [150x23 MC]	T306
			Exc. Hydraulic Tensioner	TCK	TCK306C
				TCK - Inc. Hyd. Ten. & WP	TCKHWP306-1
A4 [B6]	2.0L 4 Cyl. [ALT]	2001-12/04		T/belt [150x23 MC]	T306
			Exc. Hydraulic Tensioner	TCK	TCK306C
				TCK - Inc. Hyd. Ten. & WP	TCKHWP306-2
A4 [B6]	2.4L V6 [BDV] DOHC	2002-05		T/belt [253x30 MC]	T297
				TCK	TCK297
				TCK - Inc. Hyd. Ten.	TCKH297
				Hyd. Tensioner	GHT-14
A4 [B6]	3.0L V6 [ASN]	2001-05		T/belt [281x30C]	T330
				TCK	TCK330
A4 [B7]	1.8L 4 Cyl. [BFB]	3/05-0n		T/belt [150x23 MC]	T306
			Exc. Hydraulic Tensioner	TCK	TCK306C
				TCK - Inc. Hyd. Ten. & WP	TCKHWP306-1
A4 [B7]	1.9L 4 Cyl. [BRE] Turbo Diesel	2005-06		T/belt [141x30 MC]	T1604
				TCK	TCK1604A
A4 [B7]	2.0L 4 Cyl. [ALT]	3/05-0n		T/belt [150x23 MC]	T306
			Exc. Hydraulic Tensioner	TCK	TCK306C
				TCK - Inc. Hyd. Ten. & WP	TCKHWP306-2
A4 [B7]	2.0L 4 Cyl. [BLB] Turbo Diesel	2005-0n		T/belt [141x30 MC]	T1604
			Up to 1/2007	TCK	TCK1604A
A4 [B7]	2.0L 4 Cyl. [BGB] Turbo Diesel	2005-0n		T/belt [148x23 C]	T334
				TCK	TCK334
A4 [B7]	2.0L 4 Cyl. [BWE] Turbo	2006-0n		T/belt [148x23 C]	T334
A6 [C4]	2.6L V6 [ABC]	1994-97	Up to CH #: 4A-S-026714	T/belt [239x25.4 MC]	T218
				TCK	TCK218
			From CH #: 4A-S-026715	T/belt [239x25.4 MC]	T218
A6 [C4]	2.8L V6 [AAH]	1994-97	From CH #: 4A-S-026715	T/belt [239x25.4 MC]	T218
				TCK	TCK218A
A6 [C5]	2.4L V6 [AGA] DOHC	1997-0n		T/belt [253x30 MC]	T297
				TCK	TCK297A
				TCK - Inc. Hyd. Ten.	TCKH297A
				Hyd. Tensioner	GHT-14
A6 [C5]	2.8L V6 [ACK]	1997-00		T/belt [253x30 MC]	T297
				TCK	TCK297B
				TCK - Inc. Hyd. Ten.	TCKH297B
				Hyd. Tensioner	GHT-14
A6 [C5]	4.2L V8 [ARS,AQJ]	1999-05	ARS Eng. Only	T/belt [253x30 MC]	T297
A6 [C6]	2.4L 4 Cyl. [AGA]	2002-04		Hyd. Tensioner	GHT-15
				T/belt [253x30 MC]	T297
				TCK	TCK297B
				TCK - Inc. Hyd. Ten.	TCKH297B
A6 [C6]	2.7L V6 [ARE] Biturbo	2002-04		Hyd. Tensioner	GHT-14
				T/belt [253x30 MC]	T297
				TCK	TCK297B
				TCK - Inc. Hyd. Ten.	TCKH297B
A6 [C6]	4.2L V8 [ARS]	2002-04		Hyd. Tensioner	GHT-14
A6 [4F]	2.0L 4 Cyl. [BPJ] Turbo	2006-0n		T/belt [253x30 MC]	T297
				T/belt [148x23 C]	T334
A6 [4F]	3.0L V6 [BBJ] DOHC	2004-0n		TCK	TCK334
				T/belt [281x30C]	T330
A6 [4F]	3.0L V6 [BMK] Turbo Diesel	2004-0n		T/belt [83x24 C]	T1606
				TCK	TCK1606
A8	2.8L V6 [AAH]	1994-96	Upto CH #: 4D-S-000496	T/belt [239x25.4 MC]	T218
				TCK	TCK218
			From CH #: 4D-S-000497	T/belt [239x25.4 MC]	T218
			TCK	TCK218A	

Model	Engine	Year	Application Variation	Part Description	Part Number
AUDI CONTINUED					
A8	3.7L V8 [AEW] 32v	1995-9/98		T/belt [299x30 MC]	T207
A8	3.7L V8 [BFL] 40v	10/98-02		T/belt [253x30 MC]	T297
A8	4.2L V8 [ABZ]	1995-03		T/belt [299x30 MC]	T207
A8 [D3]	3.7L V8 [BFL] DOHC	2003-0n		T/belt [253x30 MC]	T297
				Hyd. Tensioner	GHT-15
A8 [D3]	4.1L V8 [BVN] Turbo Diesel	2006-0n		T/belt [83x30C]	T1635
A8 [D3]	4.2L V8 [BVJ]	2007-0n		T/belt [253x30 MC]	T297
A8 [D3]	4.2L V8 [BFM] DOHC	2003-0n		T/belt [253x30 MC]	T297
				Hyd. Tensioner	GHT-15
ALLROAD QUATTRO	2.5L V6 [AKE] Turbo Diesel	2001-05	Cam Shaft	T/belt [207x30 MC]	T1560
			Injection Pump	T/belt [87x24 MC]	T1519
ALLROAD QUATTRO	2.7L V6 [ARE, BES] Turbo	2001-05		T/belt [253x30 MC]	T297
				TCK	TCK297B
				TCK - Inc. Hyd. Ten.	TCKH297B
				Hyd. Tensioner	GHT-14
Q7	3.0L V6 [BUG] Turbo Diesel	2006-0n		T/belt [83x24 C]	T1606
S2	2.2L 5 Cyl. [AAN] Turbo	1993-96		T/belt [151x19 MC]	T225
S3	1.8L 4 Cyl. [APY, AMK] 20v Turbo	1998-01	Upto CH. # 8L-Y-125000	T/belt [150x23 MC]	T306
				TCK - Inc. Hyd. Ten.	TCKH306
				Hyd. Tensioner	GHT-13
		1998-01	From CH. # 8L-Y-125001	T/belt [150x23 MC]	T306
				TCK - Inc. Hyd. Ten.	TCKH306B
				Hyd. Tensioner	GHT-13
S4	2.2L 5 Cyl. [AAN] Turbo	1993-95		T/belt [151x19 MC]	T225
S4	2.7L 6 Cyl. [AGB] Turbo	1999-0n		T/belt [253x30 MC]	T297
				TCK	TCK297A
				TCK - Inc. Hyd. Ten.	TCKH297A
				Hyd. Tensioner	GHT-14
TT	1.8L 4 Cyl. [AJQ, APP, APX, AUQ] Turbo	1999-0n	To CH. # 8L-Y-125000	T/belt [150x23 MC]	T306
				TCK - Inc. Hyd. Ten.	TCKH306
				Hyd. Tensioner	GHT-13
			From CH. # 8L-Y-125001	T/belt [150x23 MC]	T306
				TCK - Inc. Hyd. Ten.	TCKH306B
				Hyd. Tensioner	GHT-13
TT	1.8L 4 Cyl. [BAM] 20v Turbo	2000-06	Upto CH. # 8N-Y-095000	T/belt [150x23 MC]	T306
				TCK - Inc. Hyd. Ten.	TCKH306
				Hyd. Tensioner	GHT-13
			From CH. # 8N-Y-095001	T/belt [150x23 MC]	T306
				TCK - Inc. Hyd. Ten.	TCKH306B
				Hyd. Tensioner	GHT-13
TT	2.0L 4 Cyl. [BWA]	2006-0n		T/belt [148x23 C]	T334
				TCK	TCK334
V8 QUATTRO	3.6L V8 [PT] DOHC	1990-92		T/belt [299x30 MC]	T207
BMW					
316, 316i [E30]	1.6L 4 Cyl. [1596cc]	1988-90		T/belt [110x20.7 C]	T910
				TCK	TCK910A*
316, 316i [E36]	1.6L 4 Cyl. [1596cc]	1988-90		T/belt [110x20.7 C]	T910
				TCK	TCK910B*
318i [E30]	1.8L 4 Cyl. [1796cc] SOHC	1988-96		T/belt [110x20.7 C]	T910
				TCK	TCK910A*
318i [E36]	1.8L 4 Cyl. [1796cc] SOHC	1988-93		T/belt [110x20.7 C]	T910
				TCK	TCK910B*
318i [E36]	2.0L 6 Cyl.	1980-8/85		T/belt [128x25 C]	T106
320i [E30]	2.0L 6 Cyl. [M20B]	9/85-95		T/belt [127x25 C]	T131
				TCK	TCK131*

Model	Engine	Year	Application Variation	Part Description	Part Number
BMW CONTINUED					
323 [E30]	2.3L 6 Cyl. [M20B]	1979-85	127 Tooth Belt	T/belt [127x25 C]	T131
				TCK	TCK131*
325e	2.7L 6 Cyl.	1986-87	128 Tooth Belt	T/belt [128x25 C]	T106
				T/belt [127x25 C]	T131
325i [E30]	2.5L 6 Cyl. [M20B] SOHC	1988-93	127 Tooth Belt	T/belt [128x25 C]	T106
				T/belt [127x25 C]	T131
520, 520i [E12]	2.0L 4 Cyl.	1973-78	111 Tooth Belt	T/belt [111x25.4 T]	T045
				T/belt [110x25.4 T]	T801
520i [E28]	2.0L 6 Cyl. [M20B]	1981-8/85	128 Tooth Belt	T/belt [128x25 C]	T106
		8/85-90	127 Tooth Belt	T/belt [127x25 C]	T131
525e	2.7L 6 Cyl.	1986-88	128 Tooth Belt	T/belt [128x25 C]	T106
				T/belt [127x25 C]	T131
525i [E28]	2.5L 6 Cyl. [M30B]	1985		T/belt [128x25 C]	T106
		1986-88		T/belt [127x25 C]	T131
525i [E34]	2.5L 6 Cyl. [M20]	1988-90		TCK	TCK131*
				T/belt [127x25 C]	T131
CHRYSLER					
300C	3.5L V6 [EGG]	2005-0n		T/belt [201x30 C]	T295
NEON	2.0L 4 Cyl. [S4RE] SOHC	1996-02		T/belt [112x29 C]	T245
PT CRUISER	2.0L 4 Cyl. [ECC] DOHC 16V	2000-0n		T/belt [150x29 C]	T246
PT CRUISER	2.4L 4 Cyl. [EDZ]	2000-0n		T/belt [146x28 C]	T265
CITROEN					
AX	1.4L [TU3S] Carb.	1986-93		T/belt [108x17 C]	T901
				TCK	TCK901*
AX	1.4L [TU3F] EFI	1993-0n		T/belt [101x17 C]	T702
				TCK	TCK702*
AX	1.0L & 1.1L	1989-93		T/belt [104x17 C]	T911
BERLINGO [M59]	1.4L [TU3JP]	1999-06		T/belt [104x17 C]	T911
				TCK	TCK911A
BERLINGO [M59]	1.5L 4 Cyl. [DV6ATED4] DOHC Turbo Diesel	2007-09		T/belt [137x25 C]	T1608
				TCK - Inc. Water Pump	TCKWP1608
BERLINGO [B9C]	1.5L 4 Cyl. [DV6ATED4] DOHC Turbo Diesel	2009-0n		T/belt [137x25 C]	T1608
				TCK - Inc. Water Pump	TCKWP1608
BX	1.6L 4 Cyl. [1580cc]	1983-93	113 Tooth Belt	T/belt [113x17 C]	T189
				TCK	TCK189*
				114 Tooth Belt	T/belt [114x17 C]
BX	1.9L 4 Cyl. [1905cc] SOHC	1986-94	113 Tooth Belt	TCK	TCK980
				T/belt [113x17 C]	T189
				T/belt [114x17 C]	T980
BX	1.9L 4 Cyl. [1905cc] DOHC	1989-94	114 Tooth Belt	TCK	TCK980
				T/belt [133x25.4 C]	T188
				TCK	TCK188*
C2	1.6L 4 Cyl. [TU5JP4] DOHC	2004-0n		T/belt [134x25.4 C]	T1581
				TCK	TCK1581A
C3	1.4L 4 Cyl. [TU3JP] SOHC 8V EFI	2002-0n		T/belt [104x17 C]	T911
				TCK	TCK911A
C3	1.5L 4 Cyl. [DV6ATED4] DOHC Turbo Diesel	2007-0n		T/belt [137x25 C]	T1608
				TCK - Inc. Water Pump	TCKWP1608
C3	1.6L 4 Cyl. [TU5JP4]	2003-0n	Upto Eng. # 1806404	T/belt [134x25.4 C]	T1581
				TCK	TCK1581A
				From Eng. # 1806405	T/belt [134x25.4 C]
C4	1.6L 4 Cyl. [TU5JP4] DOHC	2005-0n		TCK	TCK1581B*
				T/belt [134x25.4 C]	T1581
C4	1.6L 4 Cyl. [DV6TED4] Turbo Diesel	2007-0n		T/belt [137x25 C]	T1608
				TCK - Inc. Water Pump	TCKWP1608
C4	2.0L 4 Cyl. [EW10A & EW10J4S]	2005-0n		T/belt [153x25 MC]	T1605
				TCK	TCK1605

Model	Engine	Year	Application Variation	Part Description	Part Number
CITROEN CONTINUED					
C4	2.0L 4 Cyl. [EW10J4]	2004-07		T/belt [153x25.4 MC] TCK	T1503 TCK1503
C4	2.0L 4 Cyl. [DW10ATED] Turbo Diesel	2007-0n		T/belt [141x25.4 C] TCK TCK - Inc. Water Pump	T1505 TCK1505 TCKWP1505
C5	2.0L 4 Cyl. [EW10J4]	2001-04		T/belt [153x25.4 MC] TCK	T1503 TCK1503
C5	2.0L 4 Cyl. [DW10TED] Turbo Diesel	2001-04		T/belt [141x25.4 C] TCK TCK - Inc. Water Pump	T1505 TCK1505 TCKWP1505
C5	2.2L 4 Cyl. [DW12TED4] Turbo Diesel	2005-0n		T/belt [146x25.4 C] TCK	T1520 TCK1520
C5	3.0L V6 [ES9J4S] DOHC	2001-05		T/belt [259x32 C] TCK	T1596 TCK1596
C6	2.7L V6 [DT17TED4] DTT	2006-0n	Camshaft Injector Pump	T/belt [195x29 C] T/belt [85x20 C]	T1616 T1617
C6	2.9L V6 [ES9A]	2006-0n		T/belt [259x32 C] TCK	T1596 TCK1596
CX	2.3L & 2.4L 4 Cyl.	1976-85	Water Pump Belt	T/belt [80x25.4 T]	T982
XANTIA	1.9L 4 Cyl. [XUD9TE] Turbo Diesel	1994-0n		T/belt [136x25.4 C] TCK	T915 TCK915B
XANTIA	2.0L 4 Cyl. SOHC Inc. Turbo	1994-01		T/belt [114x17 C] TCK	T980 TCK980
XANTIA	2.0L 4 Cyl. [XU10J4] DOHC	1994-01		T/belt [134x25.4 C] TCK	T737 TCK737
XANTIA	3.0L V6 [ES9J4] DOHC	1998-01		T/belt [259x32 C] TCK	T1596 TCK1596
XSARA	1.6L 4 Cyl. [TU5JP]	1998-0n		T/belt [101x17 C] TCK	T702 TCK702*
XSARA	1.6L 4 Cyl. [TU5JP] SOHC 8v	1999-04		T/belt [101x17 C] TCK	T702 TCK702*
XSARA	1.6L 4 Cyl. [TU5JP4] DOHC 16v	2001-05	Upto Mot. 1806404 From Mot. 1806405	T/belt [134x25.4 C] TCK T/belt [134x25.4 C] TCK	T1581 TCK1581A T1581 TCK1581B*
XSARA	1.8L 4 Cyl. [XU7JP] SOHC	1998-04		T/belt [114x17 C] TCK	T980 TCK980
XSARA	1.8L 4 Cyl. [XU7JP4] DOHC	1998-04		T/belt [136x25.4 C]	T1504
XSARA	2.0L 4 Cyl. [XU10J4RS]	1998-03/00	w/ Man. Ten.	T/belt [136x25.4 C] TCK	T1504 TCK1504A*
XSARA	2.0L 4 Cyl. [XU10J4RS]	03/2000-0n	w/ Auto Ten.	T/belt [137x25.4 C] TCK	T1583 TCK1583
ZX	1.6L & 1.9L 4 Cyl.	1991-1/92		T/belt [113x17 C] TCK	T189 TCK189*
ZX		1/92-0n		T/belt [114x17 C] TCK	T980 TCK980
ZX	1.8L 4 Cyl.	1994		T/belt [114x17 C] TCK	T980 TCK980
ZX	1.9L 4 Cyl. [XUD9T] Diesel Inc. Turbo	1991-12/93		T/belt [136x25.4 C] TCK	T915 TCK915A*
ZX	1.9L 4 Cyl. [XUD9T] Diesel Inc. Turbo	12/93-0n		T/belt [136x25.4 C] TCK	T915 TCK915B
ZX [VOLCANE]	2.0L 4 Cyl.	1994		T/belt [114x17 C]	T980
DAEWOO					
1.5i	1.5L 4 Cyl. [G15MF]	1994-95		T/belt [111x17 C] TCK TCK - Inc. Water Pump	T1041 TCK1041 TCKWP1041
CIELO	1.5L 4 Cyl. [G15MF] SOHC	1995-98		T/belt [111x17 C] TCK TCK - Inc. Water Pump	T203 TCK1041 TCKWP1041
CIELO [ROADRUNNER]	1.5L 4 Cyl. [G15MF] SOHC	1996-97		T/belt [111x17 C] TCK TCK - Inc. Water Pump	T203 TCK1041 TCKWP1041

Shaded Grey Lines = NZ/Imported Vehicles

TCK = Timing Component Kits

* = Timing Component Kit do not include engine seals

Model	Engine	Year	Application Variation	Part Description	Part Number
DAEWOO CONTINUED					
CIELO	1.5L 4 Cyl. [A15MF] DOHC	1995-98		T/belt [127x25.4 C]	T310
				TCK	TCK310
				TCK - Inc. Water Pump	TCKWP310
ESPERO	2.0L 4 Cyl. [C20LE]	1995-97		T/belt [125x20 C]	T163
				TCK	TCK163
KALOS	1.5L 4 Cyl. [F15S3]	2003-04		T/belt [111x17 C]	T1041
				TCK	TCK1041
				TCK - Inc. Water Pump	TCKWP1041
LACETTI	1.8L 4 Cyl. [X18SED]	2003-04		T/belt [169x24 C]	T309
				TCK	TCK309
				TCK - Inc. Water Pump	TCKWP309
LANOS	1.5L 4 Cyl. [A15SMS] SOHC	1997-03		T/belt [111x17 C]	T1041
				TCK	TCK1041
				TCK - Inc. Water Pump	TCKWP1041
LANOS	1.6L 4 Cyl. [A16DMS] DOHC	1997-03		T/belt [127x25.4 C]	T310
				TCK	TCK310
				TCK - Inc. Water Pump	TCKWP310
LEGANZA	2.0L 4 Cyl. [C20SED] DOHC	1997-99		T/belt [169x24 C]	T309
				TCK	TCK309
				TCK - Inc. Water Pump	TCKWP309
LEGANZA	2.2L 4 Cyl. [T22SED] DOHC	1997-02		T/belt [171x24 C]	T305
				TCK	TCK305A
MATIZ	796cc 3 Cyl. [F8CV] SOHC	1999-04		T/belt [107x25.4 C]	T289
				TCK	TCK289A
NUBIRA	1.6L 4 Cyl. [A16DMS] DOHC	1997-99		T/belt [127x25.4 C]	T310
				TCK	TCK310
				TCK - Inc. Water Pump	TCKWP310
NUBIRA	2.0L 4 Cyl. [X20SED] DOHC	1998-03		T/belt [169x24 C]	T309
				TCK	TCK309
				TCK - Inc. Water Pump	TCKWP309
TACUMA	2.0L 4 Cyl. [T20SED] DOHC	2000-04		T/belt [169x24 C]	T309
				TCK	TCK309
				TCK - Inc. Water Pump	TCKWP309
DAIHATSU					
APPLAUSE [A101]	1.6L 4 Cyl. [HD-E]	1989-99		T/belt [95x25 C]	T182
				TCK	TCK182
CHARADE [G10]	1.0L 3 Cyl. [CB]	1977-10/83		T/belt [90x19 T]	T803
				TCK	TCK803*
CHARADE [G11]	1.0L 3 Cyl. [CB]	1983-87		T/belt [91x19 T]	T022
				TCK	TCK022
CHARADE [G30/ G101]	1.0L 3 Cyl. [CL] Diesel	1987-93	Cam Shaft	T/belt [102x19 C]	T845
			Injector Pump	T/belt [63x19 T]	T884
			TCK	TCK845	
CHARADE [G30/ G101]	1.0L 3 Cyl. [CL50] Turbo Diesel	1984-88	Cam Shaft	T/belt [103x19 C]	T848
			Injector Pump	T/belt [63x19 T]	T884
CHARADE [G30/ G101]	1.0L 3 Cyl. [CL] Diesel Exc. Turbo	1983-87	Cam Shaft	T/belt [102x19 C]	T906
			Injection Pump	T/belt [63x19 T]	T884
	1.0L 3 Cyl. [CL] Diesel W/ Turbo	Cam Shaft	T/belt [103x19.1 C]	T851	
		Injection Pump	T/belt [63x19 T]	T884	
CHARADE [G100]	1.0L 3 Cyl. [CB] Inc. Turbo SOHC	1984-87		T/belt [91x19 T]	T022
				TCK	TCK022
	1.0L 3 Cyl. [CB] Inc. Turbo DOHC	1984-87		T/belt [155x19 C]	T861
			TCK	TCK861*	
CHARADE [G100]	1.0L 3 Cyl. [CB] With Carb.	1987-10/90		T/belt [91x19 T]	T022
				TCK	TCK022
	1.0L 3 Cyl. [CB] With F.I.	11/90-93		T/belt [91x19 C]	T178
			TCK	TCK178	
CHARADE [G102/ G200]	1.3L 4 Cyl. [HC/HC-E]	1988-96		T/belt [93x25 C]	T181
				TCK	TCK181
CHARADE [G201]	1.6L 3 Cyl. [HD]	1993-00		T/belt [95x25 C]	T182
				TCK	TCK182
CHARADE [G202]	1.0L 3 Cyl. [CB]	1993-96		T/belt [91x19 C]	T178
				TCK	TCK178

Model	Engine	Year	Application Variation	Part Description	Part Number
DAIHATSU CONTINUED					
CHARADE [G203]	1.5L 4 Cyl. [HE]	1994-00		T/belt [95x25 C] TCK	T182 TCK182
CHARADE [CENTRO]	659cc 3 Cyl. [EF-EL] SOHC	1995-99		T/belt [99x25 C]	T930
CHARADE [L251RS]	989cc 3 Cyl. [EJ-DE]	2003-05		T/belt [111x25 C] TCK	T1055 TCK1055
CHARMANT [A55]	1.5L 4 Cyl. [3AU]	1981-87		T/belt [88x19 T] TCK	T070 TCK070
CUORE	1.0L 3 Cyl. [EJ-DE]	01/98-9/02		T/belt [111x25 C] TCK	T1055 TCK1055
	1.0L 3 Cyl. [EJ-DE]	10/02-03		T/belt [111x25 C] TCK	T1055 TCK1055A
DELTA	3.0L 4 Cyl. [1KD-FTV] Turbo Diesel	2004-05		T/belt [97x25 C] TCK TCK - Inc. Hyd. Ten. Hyd. Tensioner	T1511 TCK1511 TCKH1511 GHT-06
				T/belt [177x25 C]	T098
				T/belt [177x25 C]	T098
				T/belt [177x25 C]	T098
DELTA [CB21G]	2.0L 4 Cyl. [2C] Diesel	1983-90		T/belt [177x25 C]	T098
DELTA [CB26]	1.8L 4 Cyl. [IC] Diesel	1983-92		T/belt [177x25 C]	T098
DELTA [CB27]	2.0L 4 Cyl. [2C] Diesel	1983-85		T/belt [177x25 C]	T098
FEROZA [F300, F310]	1.6L 4 Cyl. [HD-E]	1988-98		T/belt [95x25 C] TCK	T182 TCK182
				T/belt [90x19 T]	T803
HANDIVAN [L55]	547cc 2 Cyl. [AB]	1980-82		T/belt [90x19 T]	T803
HANDIVAN [L60]	617cc 2 Cyl. [AD]	1982-85		T/belt [90x19 T]	T803
HANDIVAN [L80]	846cc 3 Cyl. [ED]	1982-88		T/belt [103x16]	T905 TCK905*
		1989-90		T/belt [103x19 C]	T852
HANDIVAN	989cc 3 Cyl. [EJ-DE]	1999-01		T/belt [111x25 C] TCK	T1055 TCK1055
				T/belt [90x19 T]	T803
HI JET CAB VAN [S70, S75]	547cc 2 Cyl. [AB]	1978-82		T/belt [90x19 T]	T803
HI JET [S60, S65, S66]	547cc 2 Cyl. [AB]	1979-84		T/belt [90x19 T] TCK	T803 TCK803*
HI JET [S70]	843cc 3 Cyl. [CD]	1982-85		T/belt [91x19 T] TCK	T022 TCK022
HI JET [S75, S76]	1.0L 3 Cyl. [CB]	1983-86		T/belt [91x19 T] TCK	T022 TCK022
HI JET [S85]	1.0L 3 Cyl. [CB]	1987-95		T/belt [91x19 C] TCK	T178 TCK178
				T/belt [99x25 C]	T930
HI JET [S82, S83]	660cc 3 Cyl. [EF]	1990-0n		T/belt [99x25 C]	T930
MIRA / CUORE [L40]	547cc 2 Cyl. [AB]	1978-79		T/belt [90x19 T]	T803
MIRA / CUORE [L55, L56, L60]	547cc 2 Cyl. [AB]	1980-88		T/belt [90x19 T]	T803
MIRA / CUORE [L55, L56, L60]	617cc 2 Cyl. [AD]	1980-88		T/belt [90x19 T]	T803
MIRA [L80, L201]	847cc 3 Cyl. [ED]	1985-88		T/belt [103x16] TCK	T905 TCK905*
				T/belt [99x25 C]	T930
MIRA [L200]	660cc 3 Cyl. [EF-EL]	1992-95		T/belt [99x25 C]	T930
MIRA [L201]	847cc 3 Cyl. [ED10/B]	1990-92		T/belt [103x19 C] TCK	T852 TCK852
				T/belt [99x25 C]	T930
MIRA [L200, L210, L220]	660cc 3 Cyl. [EF]	1990-95	25mm Wide Belt	T/belt [99x25 C]	T930
MOVE	847cc 3 Cyl. [ED10]	1997-99		T/belt [103x19 C]	T1020
PYZAR [G303, G313]	1.5L 4 Cyl. [HEEG]	1997-00		T/belt [95x25 C]	T182 TCK182
				T/belt [95x25 C]	T182 TCK182
PYZAR [G301, G311]	1.6L 4 Cyl. [HDE]	1997-00		T/belt [95x25 C]	T182 TCK182
ROCKY [F300]	1.6L 4 Cyl. [HD]	1988-97		T/belt [95x25 C]	T182 TCK182
				T/belt [108x31.8 C]	T842 TCK842
ROCKY / RUGGER	2.8L 4 Cyl. [DL] Diesel Inc. Turbo	1985-99	Injection Pump	T/belt [108x31.8 C]	T842 TCK842
SIRION	1.0L 3 Cyl. [EJ-DE] DOHC	1998-05		T/belt [111x25 C]	T1055 TCK1055
				T/belt [93x25 C]	T181 TCK181
TERIOS	1.3L 4 Cyl. [HC-EJ] SOHC	1997-0n		T/belt [93x25 C]	T181 TCK181

Model	Engine	Year	Application Variation	Part Description	Part Number
DUCATI					
850, 851, 888	900cc 2 Cyl. SOHC Twin Cam		68 Tooth Belt	T/belt [68x19 T]	T819
			70 Tooth Belt	T/belt [70x18 C]	T934
			95 Tooth Belt	T/belt [95x17 C]	T917
EUNOS [see Mazda 1996 and on]					
30X	1.8L V6 [KF]	1992-96		T/belt [192x30 MC]	T214
				TCK - Inc. Hyd. Ten.	TCKH214
				Hyd. Tensioner	GHT-10
500	2.0L V6 [K8]	1992-96		T/belt [192x30 MC]	T214
				TCK - Inc. Hyd. Ten.	TCKH214
				Hyd. Tensioner	GHT-10
800	2.5L V6 [KL]	1992-96		T/belt [192x30 MC]	T214
				TCK - Inc. Hyd. Ten.	TCKH214
				Hyd. Tensioner	GHT-10
800M	2.3L V6 [KJ]	1994-96		T/belt [201x30 MC]	T267
FERRARI					
208GT, 308GT		1973-77			T040
FIAT					
124, 125 Inc. Sport	1.4L 4 Cyl. [1438cc]	1968-71		T/belt [144x19 T]	T019
124, 125 Inc. Sport	1.6L 4 Cyl. [1608cc]	1967-71		T/belt [146x19 T]	T020
124, 125 Inc. Sport	1.8L 4 Cyl. [1756cc]	1967-76		T/belt [146x19 T]	T020
128	1.1L 4 Cyl. [1116cc]	1970-78		T/belt [116x19 T]	T018
128	1.3L 4 Cyl. [1290cc]	1970-78		T/belt [116x19 T]	T018
131	2.0L 4 Cyl.	1978-84	Power Steering	T/belt [68x15 T]	T840
			Camshaft	T/belt [148x19 T]	T068
131	1.3L 4 Cyl. SOHC	1976-80		T/belt [54x19 T]	T031
131 MIRAFIORI	1.6L 4 Cyl. DOHC	1976-82	Power Steering	T/belt [68x15 T]	T840
131 MIRAFIORI	1.6L 4 Cyl. SOHC	1978-82		T/belt [54x19 T]	T031
131 MIRAFIORI	1.6L 4 Cyl. DOHC	1978-82		T/belt [144x19 T]	T019
131 MIRAFIORI	1.6L 4 Cyl.	1976-82	123 Tooth Belt	T/belt [123x19 T]	T032
131 SUPERMIRAFIORI	1.6L 4 Cyl. DOHC	1978-82	Power Steering	T/belt [68x15 T]	T840
			Camshaft	T/belt [144x19 T]	T019
131 [RACING]	2.0L 4 Cyl. DOHC	1978-82		T/belt [144x19 T]	T019
		1982-84		T/belt [148x19 T]	T068
132	1.6L 4 Cyl.	1973-78	Power Steering	T/belt [68x15 T]	T840
			Camshaft	T/belt [144x19 T]	T019
132	1.8L 4 Cyl.	1973-78	Power Steering	T/belt [68x15 T]	T840
			Camshaft	T/belt [146x19 T]	T020
132	2.0L 4 Cyl.	1979-82	Power Steering	T/belt [68x15 T]	T840
			Camshaft	T/belt [148x19 T]	T068
500	1.2L 4 Cyl. [169A4000]	2000-0n		T/belt [129x22 C]	T1637
500	1.4L 4 Cyl. [169A3000]	2008-0n		T/belt [124x22 C]	T1096
ARGENTA	2.0L 4 Cyl. DOHC	1983-85	Power Steering	T/belt [68x15 T]	T840
			Camshaft	T/belt [148x19 T]	T068
CITY VAN / PENNY	1.1L 4 Cyl.	1989-91		T/belt [118x15 T]	T914
DUCATO	2.5L 4 Cyl. Diesel [CITROEN]	1988-91	Camshaft	T/belt [118x32 T]	T700
			Injection Pump	T/belt [62x19 T]	T999
DUCATO	2.5L 4 Cyl. Diesel [FIAT]	1988-93	Non Turbo	T/belt [152x30 MC]	T761
				TCK	TCK761*
DUCATO	2.5L 4 Cyl. Diesel [FIAT]	1990-93	Turbo	T/belt [152x30 MC]	T762
				TCK	TCK762*
DUCATO	2.3L 4 Cyl. (F1AE0481C) Turbo Diesel	2002-0n		T/belt [178x30 C]	T1621
				TCK	TCK1621*
FIORINO	1.3L 4 Cyl. [146A5000]	1989-92		T/belt [120x15 T]	T615
PANDA	1.0L 4 Cyl. [156A2100] 999cc	1986-90		T/belt [104x15 T]	T880
PUNTO	1.2L [188A5000] 16v	1999-0n		T/belt [124x22 C]	T1096
PUNTO	1.4L 4 Cyl. [350A1000] DOHC	2006-09		T/belt [129x22 C]	T1637
PUNTO	1.4L 4 Cyl. [834A1000] 16v	2006-0n		T/belt [124x22 C]	T1096
REGATA [85S]	1.5L 4 Cyl. [1498cc] With Carb.	1985-89		T/belt [118x19 T]	T069
				TCK	TCK069A*
REGATA [100S]	1.6L 4 Cyl. [1585cc] DOHC	1985-89	123 Tooth Belt	T/belt [123x19 T]	T032
			138 Tooth Belt	T/belt [138x18 T]	T882
				TCK	TCK882*

T/belt [103x19 C] = 103 teeth, 19mm wide and Curvilinear tooth profile

Tooth Profiles: **C**urvilinear, **T**rapezoidal & **M**odified **C**urvilinear

Model	Engine	Year	Application Variation	Part Description	Part Number
FIAT CONTINUED					
RITMO	1.4L 4 Cyl. [198A1000]	2008-09		T/belt [124x22 C]	T1096
	1.9L 4 Cyl. [937A5000] Turbo Diesel	2008-09		T/belt [199x24 C]	T1615
RITMO [105TC]	1.6L 4 Cyl. [149A] From CH # 4880208	1981-85		T/belt [138x18 T]	T882
				TCK	TCK882*
SCUDO	2.0L 4 Cyl. [RHG,RHK] Turbo Diesel	2008-0n		T/belt [116x25.4 C]	T1603
				TCK	TCK1603
TEMPRA	1.6L 4 Cyl.	1991-95		T/belt [138x15 MC]	T918
TEMPRA	1.8L 4 Cyl.	1991-95		T/belt [139x18 T]	T782
UNO	1.0L 4 Cyl. [994cc]	1983-93		T/belt [104x15 T]	T880
UNO	1.1L 4 Cyl. [1108cc]	1989-94	Manual Trans.	T/belt [104x15 T]	T880
			Auto. Trans.	T/belt [116x19 T]	T018
				TCK	TCK018A*
UNO	1.3L 4 Cyl. [1301cc]	1985-91	Non Turbo	T/belt [116x19 T]	T018
			Turbo	T/belt [118x19 T]	T069
				TCK	TCK069A*
UNO	1.4L 4 Cyl. [1372cc]	1989-94		T/belt [138x15 MC]	T918
X1/9	1.3L 4 Cyl.	1978-81		T/belt [116x19 T]	T018
X1/10	1.5L 4 Cyl.	1981-83		T/belt [118x19 T]	T069
FORD					
CAPRI [SA,SC,SE]	1.6L 4 Cyl. [Incl. Turbo] SOHC	1989-94	19mm Wide Belt	T/belt [107x19 C]	T123
			22mm Wide Belt	T/Belt [107x22 C]	T185
CAPRI [SA,SC,SE]	1.6L 4 Cyl. [Incl. Turbo] DOHC	1989-94		T/belt [145x22 C]	T179
				T/belt - Racing [145x22 C]	T179R
				TCK	TCK179
CORSAIR [UA]	2.0L 4 Cyl. [CA20]	1989-92		T/belt [98x19 T]	T078
				TCK	TCK078
CORTINA [MKII,TC]	1.6L 4 Cyl.	1968-74	122 Tooth Belt	T/belt [122x19 T]	T013
			119 Tooth Belt	T/belt [119x19 T]	T806
COURIER	1.8L 4 Cyl. [VC]	1978-82		T/belt [106x19 C]	T807
COURIER	1.8L 4 Cyl. [F8]	1978-4/84		T/belt [106x19 C]	T807
				TCK	TCK807
		4/84-12/87		T/belt [106x19 T]	T077
COURIER	2.0L 4 Cyl. [FE]	1985		T/belt [109x19 C]	T113
				TCK	TCK113
		1986-87		T/belt [109x22 C]	T117
				TCK	TCK117
1988-92		T/belt [108x25.4 C]	T264		
		TCK - Inc. Water Pump	TCKWP264		
COURIER	2.2L 4 Cyl. [F2] - 8v Petrol	1989-93		T/belt [110x25.4 C]	T134
				TCK	TCK134
COURIER	2.2L 4 Cyl. [F2] - 12v Petrol	1992-98		T/belt [110x25.4 C]	T134
				TCK	TCK134
COURIER [PC]	2.2L 4 Cyl. [R2] Diesel	1985-5/87		T/belt [164x30 MC]	T837
		6/87-96		T/belt [164x25.4 MC]	T822
				TCK	TCK822
COURIER [PD]	2.5L 4 Cyl. [WL & WLAT] Diesel Inc. Turbo	1996-99		T/belt [101x30 C]	T741
				TCK	TCK741A
COURIER [PE,PG,PH]	2.5L 4 Cyl. [WL & WLAT] Diesel Inc. Turbo	1999-06		T/belt [101x30 C]	T741
				TCK	TCK741B
ECONOVAN	1.8L 4 Cyl. [F8]	1984-4/84		T/belt [106x19 C]	T807
				TCK	TCK807
		4/84-12/87		T/belt [106x19 T]	T077
		12/88-2/88		T/belt [106x22 C]	T809
				TCK	TCK809
		2/88-97		T/belt [104x25.4 C]	T829
				TCK	TCK829
2003-05		T/belt [104x25.4 C]	T829		
		TCK	TCK829		

Shaded Grey Lines = NZ/Imported Vehicles

TCK = Timing Component Kits

* = Timing Component Kit do not include engine seals

Model	Engine	Year	Application Variation	Part Description	Part Number
FORD CONTINUED					
ECONOVAN	2.0L 4 Cyl. [FE]	1984-6/84		T/belt [109x19 T]	T088
				TCK	TCK088
		7/84-85		T/belt [109x19 C]	T113
				TCK	TCK113
		1986-87		T/belt [109x22 C]	T117
				TCK	TCK117
		1988-05		T/belt [108x25.4 C]	T264
				TCK - Inc. Water Pump	TCKWP264
ECONOVAN	2.2L 4 Cyl. [R2] Diesel	1985-5/87	164 Tooth belt	T/belt [164x30 MC]	T837
		1985-0n		T/belt [164x25.4 MC]	T822
				TCK	TCK822
1985-97	162 Tooth belt	T/belt [162x25 MC]	T863		
ESCORT	1.1L 4 Cyl. [1100cc]	1980-85		T/belt [92x19.75 C]	T873
ESCORT	1.3L 4 Cyl. [1300cc] 4 Cyl.	1980-85		T/belt [92x19.75 C]	T873
ESCORT	1.4L [1400cc] 4 Cyl.	1980-4/92		T/belt [97x19.75 C]	T878
ESCORT	1.6L [1600cc] 4 Cyl.	1980-4/92		T/belt [97x19.75 C]	T878
ESCORT	1.8L [1800cc] 4 Cyl. Diesel	1990-0n	Cam Shaft	T/belt [116x20 T]	T708
			Injection Pump	T/belt [85x23 T]	T707
ESCORT	2.0L [2000cc] 4 Cyl.	1976-81		T/belt [122x19 T]	T805
				TCK	TCK805*
FESTIVA	1.1L 4 Cyl. [B1]	1987-91		T/Belt [107x22 C]	T185
				TCK	TCK185
FESTIVA [WA,WB,WD]	1.3L 4 Cyl. [B3 & B3U]	1991-01		T/Belt [107x22 C]	T185
				TCK	TCK185
FESTIVA [WD,WF]	1.5L 4 Cyl. [B5]	1997-01		T/Belt [107x22 C]	T185
				TCK	TCK185
FIESTA [WP,WQ]	1.6L 4 Cyl. [FYJ]	2004-06		T/belt [117x22 MC]	T1086
				TCK - W/ Stretch Fit Belts	TCKSF1086
FIESTA [WS,WT]	1.5L 4 Cyl. [D16HHJA/B] DOHC Turbo Diesel	2009-0n		T/belt [137x25 C]	T1608
				TCK - Inc. Water Pump	TCKWP1608
FOCUS [LR]	1.8L 4 Cyl. [ZH18M]	2002-05		T/belt [129x25.4 C]	T294
				TCK	TCK294B
FOCUS [LR]	2.0L 4 Cyl. DOHC	2002-05		T/belt [129x25.4 C]	T294
				TCK	TCK294B
FOCUS [LT]	2.0L 4 Cyl. [C20D/DQ20G6/BA/BB/DD] Turbo Diesel	2007-0n		T/belt [116x25.4 C]	T1603
				TCK	TCK1603
FOCUS [LV]	2.5L 4 Cyl. [C25KDTD] 166kw DOHC Turbo	2008-0n		T/belt [142x23 C]	T311
				TCK	TCK311D
LASER [KC]	1.6L 4 Cyl. [B6]	1985-87	19mm Wide Belt	T/belt [107x19 C]	T123
				TCK	TCK123
			21.6mm Wide Belt	T/belt [107x21.6 C]	T141
				TCK	TCK141
			22mm Wide Belt	T/Belt [107x22 C]	T185
				TCK	TCK185
LASER [KE]	1.3L 4 Cyl. [E3] SOHC	1987-90	21.6mm Wide Belt	T/belt [107x21.6 C]	T141
				TCK	TCK141
			22mm Wide Belt	T/Belt [107x22 C]	T185
				TCK	TCK185
LASER [KE]	1.6L 4 Cyl. [B6] SOHC	1987-90		T/belt [107x21.6 C]	T141
				TCK	TCK141
LASER [KE]	1.6L 4 Cyl. [B6/B6T] DOHC - Inc. Turbo	1987-90		T/belt [145x22 C]	T179
				TCK	TCK179
				T/belt - Racing [145x22 C]	T179R
LASER [KF,KH]	1.6L 4 Cyl. [B6] Inc. Turbo DOHC	1990-94		T/belt [145x22 C]	T179
				TCK	TCK179
				T/belt - Racing [145x22 C]	T179R
LASER [KF,KH]	1.6L 4 Cyl. [B6] Inc. Turbo SOHC	1990-94		T/Belt [107x22 C]	T185
				TCK	TCK185
LASER [KF,KH]	1.8L 4 Cyl. [BP] Inc. Turbo DOHC	1990-94		T/belt [145x22 C]	T179
				TCK	TCK179
				T/belt - Racing [145x22 C]	T179R
LASER [KF,KH]	1.8L 4 Cyl. [BP] Inc. Turbo SOHC	1990-94		T/Belt [107x22 C]	T185
				TCK	TCK185

Model	Engine	Year	Application Variation	Part Description	Part Number
FORD CONTINUED					
LASER [KJ,KL]	1.6L 4 Cyl. [B6]	1994-96		T/belt [145x22 C]	T179
				TCK	TCK179
				T/belt - Racing [145x22 C]	T179R
LASER [KJ,KL]	1.6L 4 Cyl. [B6D-B]	1996-99		T/belt [123x22 C]	T308
LASER [KJ,KL]	1.6L 4 Cyl. [ZM]	1999-02		T/belt [123x22 C]	T308
				TCK	TCK308
LASER [KJ,KL]	1.8L 4 Cyl. [BP]	1994-99		T/belt [145x22 C]	T179
				TCK	TCK179
				T/belt - Racing [145x22 C]	T179R
LASER [KJ,KL]	1.8L 4 Cyl. [FP & BP]	2/99-02		T/belt [133x25 C]	T316
				TCK	TCK316
LASER [KJ,KL]	2.0L 4 Cyl. [FS] DOHC	2001-02		T/belt [135x25.4 C]	T228
				TCK	TCK228
LASER [KN,KQ]	1.6L 4 Cyl. [B6]	1994-96		T/belt [145x22 C]	T179
				TCK	TCK179
				T/belt - Racing [145x22 C]	T179R
LASER [KN,KQ]	1.6L 4 Cyl. [B6D-B]	1996-99		T/belt [123x22 C]	T308
LASER [KN,KQ]	1.6L 4 Cyl. [ZM]	1999-02		T/belt [123x22 C]	T308
				TCK	TCK308
LASER [KN,KQ]	1.8L 4 Cyl. [BP]	1994-99		T/belt [145x22 C]	T179
				TCK	TCK179
				T/belt - Racing [145x22 C]	T179R
LASER [KN,KQ]	1.8L 4 Cyl. [FP]	2/99-02		T/belt [133x25 C]	T316
				TCK	TCK316
LASER [KN,KQ]	2.0L 4 Cyl. [FS] DOHC	2001-02		T/belt [135x25.4 C]	T228
				TCK	TCK228
LASER	1.3L 4 Cyl. [E3] SOHC	1985-87	21.6mm Wide Belt	T/belt [107x21.6 C]	T141
				TCK	TCK141
			22mm Wide Belt	T/Belt [107x22 C]	T185
				TCK	TCK185
LASER	1.3L 4 Cyl. [B3] SOHC	1989-97		T/Belt [107x22 C]	T185
				TCK	TCK185
LASER	1.5L 4 Cyl. [B5] DOHC	1989-94		T/belt [145x22 C]	T179
				TCK	TCK179
				T/belt - Racing [145x22 C]	T179R
METEOR [GA,GB]	1.3L & 1.5L 4 Cyl.	1981-85	21.6mm Wide Belt	T/belt [107x21.6 C]	T141
				TCK	TCK141
			22mm Wide Belt	T/Belt [107x22 C]	T185
				TCK	TCK185
METEOR [GC]	1.6L 4 Cyl. [B6]	1985-87	19mm Wide Belt	T/belt [107x19 C]	T123
			21.6mm Wide Belt	T/belt [107x21.6 C]	T141
				TCK	TCK141
			22mm Wide Belt	T/Belt [107x22 C]	T185
				TCK	TCK185
MONDEO	2.0L 4 Cyl. [ZH20] DOHC	1995-5/98		T/belt [131x25.4 C]	T258
				TCK	TCK258
		6/98-1/99		T/belt [129x25.4 C]	T294
				TCK	TCK294
		2/99-11/00		T/belt [129x25.4 C]	T294
				TCK	TCK294B
MONDEO [XR5]	2.5L 5 Cyl. [C25HUWG/C25KDTD] 162kw	2007-0n		T/belt [142x23 C]	T311
				TCK - Inc. Water Pump	TCKWP311
PROBE [ST,SV]	2.5L V6 [KL]	1994-98		T/belt [192x30 MC]	T214
				TCK - Inc. Hyd. Ten.	TCKH214
				Hyd. Tensioner	GHT-10
RANGER	2.5 L 4 Cyl. [WLAT] DOHC Turbo Diesel	2007-0n		T/belt [103x26.5 C]	T1601
				TCK	TCKH1601
RANGER	3.0L 4 Cyl. [WEAT] DOHC Turbo Diesel	2007-0n		T/belt [103x26.5 C]	T1601
				TCK	TCKH1601
SIERRA	1.6L 4 Cyl.	1984-92	119 Tooth Belt	T/belt [119x19 T]	T806
				TCK	TCK806*
			122 Tooth Belt	T/belt [122x19 T]	T805
				TCK	TCK805*

Model	Engine	Year	Application Variation	Part Description	Part Number	
FORD CONTINUED						
SIERRA	2.0L 4 Cyl. [N9] DOHC	1990-92		T/belt [144x25.4 C]	T808	
SPECTRON	1.8L 4 Cyl. [F8]	1984-4/84		T/belt [106x19 C]	T807	
				TCK	TCK807	
		4/84-12/87		T/belt [106x19 T]	T077	
		12/87-2/88		T/belt [106x22 C]	T809	
				TCK	TCK809	
2/88-0n		T/belt [104x25.4 C]	T829			
SPECTRON	2.0L 4 Cyl. [FE]	1985-94	109 Tooth Belt 19mm Wide	T/belt [109x19 C]	T113	
				TCK	TCK113	
			109 Tooth Belt 22mm Wide	T/belt [109x22 C]	T117	
				TCK	TCK117	
108 Tooth Belt	T/belt [108x25.4 C]	T264				
	TCK - Inc. Water Pump	TCKWP264				
SPECTRON	2.2L 4 Cyl. [R2] Diesel	1985-5/87		T/belt [164x30 MC]	T837	
		5/87-90		T/belt [164x25.4 MC]	T822	
TELSTAR	1.6L 4 Cyl. [F6]	1983-85	106 Tooth Belt, T Tooth Profile	T/belt [106x19 T]	T077	
				TCK	TCK077B*	
			106 Tooth Belt	T/belt [106x19 C]	T807	
TELSTAR	1.8L 4 Cyl. [F8]	1983-85	107 Tooth Belt	T/belt [107x21.6 C]	T141	
				106 Tooth Belt 19mm Wide	T/belt [106x19 T]	T077
			106 Tooth Belt 22mm Wide	T/belt [106x22 C]	T809	
TELSTAR	1.8L 4 Cyl. [F8] DOHC	1989-95	104 Tooth Belt	T/belt [104x25.4 C]	T829	
				T/belt [168.25.4 C]	T281	
TELSTAR	1.8L 4 Cyl. [FP] DOHC	1991-94		TCK	TCK281	
TELSTAR	2.0L 4 Cyl. [RF] Diesel	1983-0n	Camshaft	T/belt [133x25 C]	T316	
					TCK316	
				T/belt [148x25.4 MC]	T103	
TELSTAR	2.0L 4 Cyl. [RF] Diesel	1983-0n	Injection Pump		TCK103*	
				T/belt [78x19 C]	T102	
				T/belt [162x25 MC]	T863	
TELSTAR [AR,AS] TX5	2.0L 4 Cyl. [FE]	7-84-87	109 Tooth Belt	T/belt [148x25.4 MC]	T103	
				TCK	TCK103*	
TELSTAR [AT]	2.0L 4 Cyl. [FE]	1987-89	106 Tooth Belt	T/belt [124x29 C]	T230	
				T/belt [106x19 T]	T077	
TELSTAR [AV] TX5	2.2L 4 Cyl. [F2] Inc. Turbo	1989-92	106 Tooth Belt	T/belt [108x25.4 C]	T264	
				TCK - Inc. Water Pump	TCKWP264	
TELSTAR [AX,AY] TX5	2.0L 4 Cyl. [FS]	1992-96	106 Tooth Belt	T/belt [110x25.4 C]	T134	
				TCK	TCK134	
TELSTAR [AX,AY] TX5	2.2L 4 Cyl. [F2]	1987-89	106 Tooth Belt	T/belt [135x25.4 C]	T228	
				TCK	TCK228	
TELSTAR [AY]	2.5L V6 [KL]	1992-96	106 Tooth Belt	T/belt [110x25.4 C]	T134	
				TCK	TCK134	
				T/belt [192x30 MC]	T214	
TERRITORY [SZ]	2.7L V6 [276DT] DOHC TDCi	2011-0n	Camshaft	TCK - Inc. Hyd. Ten.	TCKH214	
					Hyd. Tensioner	GHT-10
				T/belt [195x29 C]	T1616	
TRANSIT [VF,VG]	2.0L 4 Cyl. [4GB]	1997-00	Injector pump	T/belt [85x20 C]	T1617	
				TCK	TCK1616	
TRANSIT [VF,VG]	2.5L 4 Cyl. [4DA] Diesel Inc. Turbo	1994-9/97		T/belt [130x28 C]	T1065	
				TCK	TCK706	
		9/97-00		T/belt [130x28 C]	T1065	
				TCK	TCK1065	
GREAT WALL						
V240	2.4L 4 Cyl. [4G69] OHC	2009-0n	Camshaft	T/belt [124x29 C]	T230	
			Balance Shaft	T/belt [65x12.7 C]	T168	
X240	2.4L 4 Cyl. [4G69] OHC	2009-0n	Camshaft	T/belt [124x29 C]	T230	
			Balance Shaft	T/belt [65x12.7 C]	T168	

Model	Engine	Year	Application Variation	Part Description	Part Number
HOLDEN					
APOLLO (JK, JL)	2.0L 4 Cyl. [3S-FE, 3S-FC]	1989-93		T/belt [163x26.7 MC]	T138
				T/belt - Racing [163x26.7 MC]	T199R
				TCK	TCK199
				TCK - Inc. Water Pump	TCKWP199
				TCK Inc. Racing T/belt	TCKR199
APOLLO (JM, JP)	2.2L 4 Cyl. [5S-FE]	1993-97		T/belt [163x26.7 MC]	T199
				T/belt - Racing [163x26.7 MC]	T199R
				TCK	TCK199
				TCK - Inc. Water Pump	TCKWP199
				TCK Inc. Racing T/belt	TCKR199
APOLLO (JM, JP)	3.0L V6 [3VZ-FE]	1993-97		T/belt [191x31.75 MC]	T200
				TCK	TCK200
				TCK	TCKH200
				Hyd. Tensioner	GHT-21
ASTRA	1.4L 4 Cyl. [C14NZ]	1994-99		T/belt [111x17 C]	T1041
				TCK	TCK1041
				TCK - Inc. Water Pump	TCKWP1041
ASTRA [AH]	1.8L 4 Cyl. [Z18XE]	2004-0n		T/belt [162x20 C]	T1094
				TCK	TCK1094
				TCK - Inc. Water Pump	TCKWP1094
ASTRA [AH]	1.8L 4 Cyl. [Z18XER] 103kw	2007-0n		T/belt [146x24 C]	T338
				TCK	TCK338
ASTRA [AH]	1.9L 4 Cyl. [Z19DT] SOHC - 88kw Turbo Diesel	2006-0n		T/belt [190x24 C]	T1521
				TCK - Inc. Water Pump	TCKWP1521
ASTRA [AH]	1.9L 4 Cyl. [Z19DTH] DOHC - 110kw Turbo Diesel	2006-0n		T/belt [199x24 C]	T1615
ASTRA [AH]	2.0L 4 Cyl. [Z20LER] Turbo	2006-0n		T/belt [168x24 C]	T1566
				TCK	TCK1566
				TCK - Inc. Water Pump	TCKWP1566
ASTRA [LB,LC]	1.5L & 1.6L 4 Cyl. [E15 & E16]	1984-87		T/belt [106x19 T]	T077
				TCK	TCK077
ASTRA [LD]	1.6L 4 Cyl. [16LF] & 1.8L [18LE]	1987-89		T/belt [111x20 C]	T081
ASTRA [TR]	1.6L 4 Cyl. [C16-SE]	1996-98		T/belt [111x17 C]	T203
				TCK	TCK1041
				TCK - Inc. Water Pump	TCKWP1041
ASTRA [TR]	1.8L 4 Cyl. [C18XE / C18SEL]	1996-98		T/belt [169x24 C]	T309
				TCK	TCK309
				TCK - Inc. Water Pump	TCKWP309
ASTRA [TR]	2.0L 4 Cyl. [X20XEV]	1996-98		T/belt [169x24 C]	T309
				TCK	TCK309
				TCK - Inc. Water Pump	TCKWP309
ASTRA [TS]	1.8L 4 Cyl. [Z181XE/X18XE]	1998-04		T/belt [162x20 C]	T1094
				TCK	TCK1094
				TCK - Inc. Water Pump	TCKWP1094
ASTRA [TS]	2.0L 4 Cyl. [Z20LET]	2003-04		T/belt [168x24 C]	T1566
				TCK	TCK1566
				TCK - Inc. Water Pump	TCKWP1566
BARINA (MB, ML)	1.3L 4 Cyl. [G13A]	1985-88		T/belt [89x19 T]	T095
				TCK	TCK095
BARINA (MF, MH)	1.3L 4 Cyl. [G13B] DOHC	1989-94		T/belt [119x25.4 C]	T171
				TCK	TCK171
BARINA (MF, MH)	1.3L 4 Cyl. [G13B] SOHC	1989-94	Square Tooth	T/belt [89x19 T]	T095
				TCK	TCK095
			Round Tooth [1/1993-0n]	T/belt [89x19.5 C]	T243
BARINA (SB)	1.2L 4 Cyl. [C12NZ] & 1.4 L [C14NZ]	1994-97		T/belt [111x17 C]	T203
				TCK	TCK1041
				TCK - Inc. Water Pump	TCKWP1041
BARINA (SB)	1.4L 4 Cyl. [C14SE] SOHC	1998-2/01		T/belt [111x17 C]	T1041
				TCK	TCK1041
				TCK - Inc. Water Pump	TCKWP1041

Model	Engine	Year	Application Variation	Part Description	Part Number
HOLDEN CONTINUED					
BARINA [SB]	1.4L 4 Cyl. [C14SE] SOHC	1998-2/01		T/belt [111x17 C]	T1041
				TCK	TCK1041
				TCK - Inc. Water Pump	TCKWP1041
BARINA [SB]	1.6L 4 Cyl. [C16XE / X16XE]	1994-97		T/belt [169x20 T]	T1064
				TCK	TCK1064
BARINA [XC]	1.4L 4 Cyl. [Z14XE]	2001-05		T/belt [162x20 C]	T1094
				TCK	TCK1094
BARINA [XC]	1.6L 4 Cyl. [Z16SE]	2001-05		T/belt [111x17 C]	T1041
				TCK	TCK1041
				TCK - Inc. Water Pump	TCKWP1041
BARINA [XC]	1.8L 4 Cyl. [Z181XE]	2001-05		T/belt [162x20 C]	T1094
				TCK	TCK1094
				TCK - Inc. Water Pump	TCKWP1094
BARINA [TK]	1.6L 4 Cyl. [F16D]	2005-0n		T/belt [127x25.4 C]	T335
				TCK	TCK335
				TCK - Inc. Water Pump	TCKWP335
CALAIS [VL]	3.0L 6 Cyl. [RB30]	1986-88		T/belt [115x25.4]	T175
				T/belt - Racing [115x25.4]	T175R
				TCK	TCK175A
				TCK Inc. Racing T/belt	TCK175B
CALIBRA [YE]	2.0L 4 Cyl. [C20XE] DOHC	1991-96	Upto Eng. # 14142838	T/belt [141x24 C]	T860
				TCK	TCK860
			From Eng. # 14142839	T/belt [176x24 C]	T1057
CALIBRA [YE]	2.0L 4 Cyl. [X20XE] DOHC	1994-98		T/belt [169x24 C]	T309
				TCK - Inc. Water Pump	TCKWP309
CALIBRA [YE]	2.0L 4 Cyl. [C20NE] SOHC	1991-96	Upto Eng. # 14608701	T/belt [111x20 C]	T869
				From Eng. # 14608702	T/belt [146x20 C]
			TCK	TCK1022*	
CALIBRA [YE]	2.0L 4 Cyl. [C20LET] DOHC Turbo	1991-96	Upto Eng. # 14002934	T/belt [141x24 C]	T860
				TCK	TCK860
	2.0L 4 Cyl. [C20LET] DOHC Turbo		From Eng. # 14002935	T/belt [176x24 C]	T1057
CALIBRA [YE]	2.5L V6 [C25XE]	1995-97		T/belt [225x30 MC]	T285
				TCK	TCK285A
CAMIRA	1.8L 4 Cyl. [4ZB1]	1984-87		T/belt [111x19 T]	T121
CAMIRA	2.0L 4 Cyl. [4ZB2]	1984-87		TCK	TCK121
				T/belt [111x19 T]	T121
CAMIRA [JB, JD]	1.6L 4 Cyl. [L16] & 1.8L [18E/JC]	1982-86		T/belt [111x20 C]	T081
CAMIRA [JE]	2.0L 4 Cyl. [LE4]	1987-89		T/belt [111x20 C]	T081
CAPTIVA [CG]	2.0L 4 Cyl. [Z20S1] Turbo Diesel	2007-0n		T/belt [151x22 C]	T1626
CAPTIVA [CG]	2.4L 4 Cyl. [Z24SED]	2006-0n		T/belt [171x24 C]	T305
				TCK	TCK305C
COLORADO [RC]	2.4L 4 Cyl. [Y24SE] SOHC	2008-0n		T/belt [148x20 C]	T1502
COMBO [SB]	1.4L 4 Cyl. [C14NZ]	1996-0n		T/belt [111x17 C]	T203
				TCK	TCK1041
				TCK - Inc. Water Pump	TCKWP1041
COMBO [XC]	1.4L 4 Cyl. [C14XEP]	2005-0n		T/belt [162x20 C]	T1094
				TCK	TCK1094
COMBO [XC]	1.6L 4 Cyl. [Z16SE]	2001-0n		T/belt [111x17 C]	T1041
				TCK	TCK1041
				TCK - Inc. Water Pump	TCKWP1041
COMMODORE [VL]	2.0L 6 Cyl. [RB20] SOHC	1987-90		T/belt [105x25.4 MC]	T1009
COMMODORE [VL]	3.0L 6 Cyl. [RB30] Inc. Turbo	1986-88		T/belt [115x25.4]	T175
				T/belt - Racing [115x25.4]	T175R
				TCK	TCK175A
				TCK Inc. Racing T/belt	TCK175B
CRUZE [JG]	1.8L 4 Cyl. [F18D4] DOHC	2009-0n		T/belt [146x24 C]	T338
				TCK	TCK338
CRUZE [JG]	2.0L 4 Cyl. [Z20S1] Turbo Diesel	2009-0n		T/belt [151x22 C]	T1626
DROVER	1.3L 4 Cyl. [G13A] SOHC	1985-87		T/belt [89x19 T]	T095
				TCK	TCK095

Model	Engine	Year	Application Variation	Part Description	Part Number
HOLDEN CONTINUED					
EPICA (EP)	2.0L 4 Cyl. [Z20S1] Turbo Diesel	2007-0n		T/belt [151x22 C]	T1626
FRONTERA	2.0L 4 Cyl. [X20SE]	1995-99		T/belt [146x20 C]	T1022
				TCK	TCK1022*
FRONTERA	2.2L 4 Cyl. [X22SE] DOHC	1999-03		T/belt [171x24 C]	T305
				TCK	TCK305C
FRONTERA	3.2L V6 [6VD1]	1999-03		T/belt [191x31.8 MC]	T303
				TCK	TCK303
				TCK - Inc. Hyd. Ten.	TCKH303
				Hyd. Tensioner	GHT-04
GEMINI (RB)	1.5L 4 Cyl. [4XC1]	1985-87		T/belt [112x19 MC]	T162
GEMINI (TE, TF, TG)	1.8L 4 Cyl. [4FB1] Diesel	1981-85		T/belt [134x30 T]	T076
JACKAROO	2.2L 4 Cyl. [C223/T] Turbo Diesel	1981-88		T/belt [87x34 T]	T075
				TCK	TCK075*
JACKAROO	2.3L 4 Cyl. [4ZD1]	1985-88		T/belt [115x19 T]	T122
				TCK	TCK122
JACKAROO	2.6L 4 Cyl. [4ZE1]	1988-92		T/belt [137x25.4 MC]	T147
				TCK	TCK147
JACKAROO	2.8L 4 Cyl. [4JB1] Diesel	1988-92		T/belt [119x32 T]	T844
				TCK	TCK844
JACKAROO (L8)	3.0L 4 Cyl. [4JX1] Diesel	1998-03		T/belt [104x22 C]	T312
JACKAROO (L8)	3.5L V6 [6VE1]	1998-03		T/belt [191x31.8 MC]	T303
				TCK	TCK303
				TCK - Inc. Hyd. Ten.	TCKH303
				Hyd. Tensioner	GHT-04
JACKAROO (UBS/UBSII)	3.1L 4 Cyl. [4JG2] Diesel	1992-1/98		T/belt [119x32 T]	T844
				TCK	TCK844
JACKAROO (UBS/UBSII)	3.2L V6 [6VD1] DOHC	1992-1/98		T/belt [223x31.75 MC]	T221
JACKAROO (UBS/UBSII)	3.2L V6 [6VD1] SOHC	1992-1/98		T/belt [218x31.75 MC]	T220
				Hyd. Tensioner	GHT-05
NOVA (LE)	1.4L 4 Cyl. [6A-FC]	1989-8/91		T/belt [113x19.1 C]	T176
				T/belt - Racing [113x19.1 C]	T176R
NOVA (LE)	1.6L 4 Cyl. [4A-FC]	1989-8/91	94 Tooth Belt	T/belt [94x19 T]	T036
			117 Tooth Belt	T/belt [117x21.1 C]	T236
NOVA (LF)	1.4L 4 Cyl. [6A]	1992-9/94		T/belt [113x19.1 C]	T176
				T/belt - Racing [113x19.1 C]	T176R
NOVA (LF)	1.6L 4 Cyl. [4A-FC]	1992-9/94		T/belt [94x19 T]	T036
				TCK	TCK036
NOVA (LF)	1.6L 4 Cyl. [4A-FE]	1992-9/94		T/belt [117x21.1 C]	T236
				TCK	TCK236
NOVA (LF)	1.6L 4 Cyl. [4A-G]	1992-9/94		T/belt [113x19.1 C]	T176
				T/belt - Racing [113x19.1 C]	T176R
NOVA (LF)	1.8L 4 Cyl. [7A-FE]	1992-9/94		T/belt [121x21.1 C]	T235
				TCK	TCK235
NOVA (LG)	1.6L 4 Cyl. [4A-FE]	1994-97		T/belt [117x21.1 C]	T236
				TCK	TCK236
NOVA (LG)	1.8L 4 Cyl. [7A-FE]	1994-97		T/belt [121x21.1 C]	T235
				TCK	TCK235
PIAZZA	2.0L 4 Cyl. [4Z-C1]	1986-87		T/belt [111x19 T]	T121
				TCK	TCK121
RODEO (KBD26)	2.0L 4 Cyl. [C190] Diesel	1981-82		T/belt [87x34 T]	T075
				TCK	TCK075*
RODEO (KBD27/28/42/43)	2.2L 4 Cyl. [C223] Diesel	1983-88		T/belt [87x34 T]	T075
				TCK	TCK075*
RODEO (KBD27/28/42/43)	2.3L 4 Cyl. [4ZDI]	1985-88		T/belt [115x19 T]	T122
				TCK	TCK122
RODEO (G1)	2.3L 4 Cyl. [4ZDI]	1988-93		T/belt [115x19 T]	T122
				TCK	TCK122
RODEO (G1)	2.5L 4 Cyl. [4JA1]	1988-92		T/belt [119x32 T]	T844
				TCK	TCK844
RODEO (G1)	2.6L 4 Cyl. [4ZEI]	1988-93		T/belt [137x25.4 MC]	T147
				TCK	TCK147

Model	Engine	Year	Application Variation	Part Description	Part Number
HOLDEN CONTINUED					
RODEO (G1)	2.8L 4 Cyl. [4JB1] Diesel	1990-1/93		T/belt [119x32 T]	T844
				TCK	TCK844
RODEO (G3)	2.6L 4 Cyl. [4ZEI]	1993-98		T/belt [137x25.4 MC]	T147
				TCK	TCK147
RODEO (G3)	2.8L 4 Cyl. [4JB1T] Diesel	1993-97		T/belt [119x32 C]	T966
				TCK	TCK844
RODEO (G6)	2.6L 4 Cyl. [4ZEI]	1995-97		T/belt [137x25.4 MC]	T147
				TCK	TCK147
RODEO (G6)	2.8L 4 Cyl. [4JB1T] Diesel	1995-97		T/belt [119x32 C]	T966
				TCK	TCK844
RODEO (R7)	2.2L 4 Cyl. [C22NE] SOHC	1998-03		T/belt [148x20 C]	T1502
RODEO (R7)	2.2L 4 Cyl. [C22SE] DOHC	1998-03		T/belt [171x24 C]	T305
				TCK	TCK305C
RODEO (R7)	2.6L 4 Cyl. [4ZEI]	1997-98		T/belt [137x25.4 MC]	T147
				TCK	TCK147
RODEO (R7)	2.8L 4 Cyl. [4JB1T] Diesel	1997-03		T/belt [119x32 C]	T966
				TCK	TCK844
RODEO (R7)	3.0L 4 Cyl. [4JX1] Turbo Diesel	1997-0n		T/belt [104x22 C]	T312
RODEO (R7)	3.2L V6 [6VD1]	1997-03		T/belt [191x31.8 MC]	T303
				TCK	TCK303
				TCK - Inc. Hyd. Ten.	TCKH303
				Hyd. Tensioner	GHT-04
RODEO (RA)	2.4L 4 Cyl. [C24SE]	2003-0n		T/belt [148x20 C]	T1502
RODEO (RA)	3.0L 4 Cyl. [4JX1] Turbo Diesel	2003-0n		T/belt [104x22 C]	T312
RODEO (RA)	3.5L V6 [6VE1]	2003-0n		T/belt [191x31.8 MC]	T303
				TCK	TCK303
				TCK - Inc. Hyd. Ten.	TCKH303
				Hyd. Tensioner	GHT-04
SCURRY	1.0L 4 Cyl. [F10A]	1985-87		T/belt [88x19 T]	T070
SHUTTLE	1.8L 4 Cyl. [4ZB1]	1982-90		T/belt [111x19 T]	T121
				TCK	TCK121
SHUTTLE	2.0L 4 Cyl. [4FC1] Diesel	1982-90		T/belt [137x30 T]	T847
				TCK	TCK847
SHUTTLE	2.0L 4 Cyl. [4ZC1]	1983-91		T/belt [111x19 T]	T121
				TCK	TCK121
TIGRA	1.8L 4 Cyl. [Z18XE]	2005-07		T/belt [162x20 C]	T1094
				TCK	TCK1094
				TCK - Inc. Water Pump	TCKWP1094
VECTRA	1.7L 4 Cyl. [17TD] Diesel	1993-95		T/belt [136x25.4 T]	T890
VECTRA (JR,JS)	2.0L 4 Cyl. [C20SEL]	1997-05		T/belt [169x24 C]	T309
				TCK	TCK309
				TCK - Inc. Water Pump	TCKWP309
VECTRA (JR,JS)	2.2L 4 Cyl. [C22SEL] DOHC	1998-02		T/belt [171x24 C]	T305
				TCK	TCK305C
VECTRA (JR,JS)	2.5L V6 [X25XE]	1997-05	Upto CH. # W1285446, W5276825, W7154528	T/belt [225x30 MC]	T285
				TCK	TCK285A
			From CH. # W1285447, W5276826, W7154529	T/belt [225x30 MC]	T285
				TCK	TCK285B
VECTRA (JR,JS)	2.6L V6 [Y26SE] DOHC	2000-05	Upto Eng. # 11162841, 17080724	T/belt [225x30 MC]	T285
				TCK	TCK285A
			From Eng. # 11162842, 17080725	T/belt [225x30 MC]	T285
				TCK	TCK285B
VECTRA [ZC]	3.2L V6 [Z32SE] DOHC	2003-05		T/belt [225x30 MC]	T285
				TCK	TCK285C
VIVA [JF]	1.8L 4 Cyl. [F18D3] DOHC	2005-0n		T/belt [162x20 C]	T1094
				TCK	TCK1094
VXR [AH]	2.0L 4 Cyl. [Z20LER] Turbo	2006-0n		T/belt [168x24 C]	T1566
				TCK - Inc. Water Pump	TCKWP1566

T/belt [103x19 C] = 103 teeth, 19mm wide and Curvilinear tooth profile

Tooth Profiles: **C**urvilinear, **T**rapezoidal & **M**odified **C**urvilinear

Model	Engine	Year	Application Variation	Part Description	Part Number
HONDA					
ACCORD	1.6L 4 Cyl. [EF, EG, EL]	1977-83		T/belt [95x19 T]	T100
ACCORD	1.8L 4 Cyl. [ET]	1984-85		T/belt [108x24 C]	T160
				TCK	TCK160
ACCORD	2.0L 4 Cyl. [A20A] SOHC	1986-89		T/belt [108x24 C]	T160
				TCK	TCK160
ACCORD	2.2L 4 Cyl. [F22B] DOHC	1993-97	Camshaft	T/belt [126x24 C]	T895
			Balance Shaft	T/belt [70x16 C]	T186
ACCORD	2.2L 4 Cyl. [F22B1] VTEC	1989-97	Camshaft	T/belt [112x24 C]	T244
			Balance Shaft	T/belt [70x16 C]	T186
				TCK	TCK244
ACCORD	2.2L 4 Cyl. [F22B3]	1993-97	Camshaft	T/belt [113x24 C]	T187
				T/belt - Racing [113x24 C]	T187R
			Balance Shaft	T/belt [70x16 C]	T186
				T/belt - Racing [70x16 C]	T186R
				TCK	TCK187
ACCORD	2.2L 4 Cyl. [F22A5]	1994-97	Camshaft	T/belt [113x24 C]	T187
				T/belt - Racing 113x24 C]	T187R
			Balance Shaft	T/belt [70x16 C]	T186
				T/belt - Racing [70x16 C]	T186R
				TCK	TCK187
ACCORD	2.3L 4 Cyl. [F23A1] VTEC	1997-0n	Camshaft	T/belt [112x24 C]	T244
			Balance Shaft	T/belt [70x16 C]	T186
				TCK	TCK244
ACCORD	3.0L V6 [J30A]	1997-8/03		T/belt [197x26 C]	T286
				TCK	TCK286
ACCORD [7th GEN]	3.0L V6 [J30A4]	9/03-0n		T/belt [197x20 C]	T329
ACCORD [AC]	1.6L 4 Cyl. [EY]	1983-85		T/belt [108x24 C]	T160
ACCORD [AD]	1.8L 4 Cyl. [ES]	1983-85		T/belt [108x24 C]	T160
ACCORD [CA1]	1.8L 4 Cyl. [A18A] SOHC	1985-89		T/belt [108x24 C]	T160
ACCORD [CA2]	1.8L 4 Cyl. [B18A] DOHC	1985-89		T/belt [133x24 C]	T850
ACCORD [CA3]	2.0L 4 Cyl. [B20A] DOHC	1985-89		T/belt [133x24 C]	T850
				TCK	TCK850*
ACCORD [CA5, CA6]	2.0L 4 Cyl. [A20A2] SOHC	1986-0n		T/belt [107x24 C]	T144
				TCK	TCK144*
ACCORD [CA5, CA6]	2.0L 4 Cyl. [A20A5] SOHC	1986-89		T/belt [108x24 C]	T160
				TCK	TCK160
ACCORD [CA5, CA6]	2.0L 4 Cyl. [A20A5] SOHC	1990-92	Camshaft	T/belt [113x24 C]	T187
				T/belt - Racing [113x24 C]	T187R
			Balance Shaft	T/belt [70x16 C]	T186
				T/belt - Racing [70x16 C]	T186R
				TCK	TCK187
ACCORD [CB1, CB2]	1.8L 4 Cyl. [F18A]	1989-0n	Camshaft	T/belt [113x24 C]	T187
				T/belt - Racing [113x24 C]	T187R
			Balance Shaft	T/belt [70x16 C]	T186
				T/belt - Racing [70x16 C]	T186R
				TCK	TCK187
ACCORD [CB3, CB4, CB6]	2.0L 4 Cyl. [F20A] SOHC	1989-94	Camshaft	T/belt [113x24 C]	T187
				T/belt - Racing [113x24 C]	T187R
			Balance Shaft	T/belt [70x16 C]	T186
				T/belt - Racing [70x16 C]	T186R
				TCK	TCK187
ACCORD [CB3, CB4, CB6]	2.0L 4 Cyl. [F20A] DOHC	1989-94	Camshaft	T/belt [126x24 C]	T895
			Balance Shaft	T/belt [70x16 C]	T186
ACCORD [CB7, CB9]	2.2L 4 Cyl. [F22A]	1989-95	Camshaft	T/belt [113x24 C]	T187
				T/belt - Racing [113x24 C]	T187R
			Balance Shaft	T/belt [70x16 C]	T186
				T/belt - Racing [70x16 C]	T186R
				TCK	TCK187
ACCORD [CB5]	2.0L 5 Cyl. [G20A]	1989-0n	Camshaft	T/belt [113x21 C]	T211
			Balance Shaft	T/belt [76x16 C]	T991
ACCORD [CB9, CB7]	2.2L 4 Cyl. [F22A] VTEC	1989-93	Camshaft	T/belt [135x25.4 C]	T228
			Balance Shaft	T/belt [70x16 C]	T186

Model	Engine	Year	Application Variation	Part Description	Part Number
HONDA CONTINUED					
ACCORD (CD5,CD7)	2.2L 4 Cyl. (F22B) SOHC	1993-97	Camshaft	T/belt [113x24 C]	T187
				T/belt - Racing [113x24 C]	T187R
		1993-97	Balance Shaft	T/belt [70x16 C]	T186
				T/belt - Racing [70x16 C]	T186R
			TCK	TCK187	
ACCORD (CD5,CD7)	2.2L 4 Cyl. (F22B) VTEC	1993-97	Camshaft	T/belt [112x24 C]	T244
			Balance Shaft	T/belt [70x16 C]	T186
			TCK	TCK244	
ACCORD (CF4)	2.0L 4 Cyl. (F20B) SOHC	1997-00	Camshaft	T/belt [113x24 C]	T187
				T/belt - Racing [113x24 C]	T187R
		1997-00	Balance Shaft	T/belt [70x16 C]	T186
				T/belt - Racing [70x16 C]	T186R
			TCK	TCK187	
ACCORD (CF8)	2.3L 4 Cyl. (F23A) SOHC EFI	1998-03	Camshaft	T/belt [112x24 C]	T244
			Balance Shaft	T/belt [70x16 C]	T186
			TCK	TCK244	
ACCORD (EK3)	1.5L 4 Cyl. (D15B) SOHC EFI	1995-00		T/belt [103x24 C]	T223
				T/belt - Racing [103x24 C]	T223R
				TCK	TCK223
ACCORD (EF2)	1.5L 4 Cyl. (D15B) SOHC Carb.	1987-95		T/belt [106x24 C]	T143
				T/belt - Racing [106x24 C]	T143R
				TCK	TCK143
ACCORD (SZ,SM)	1.8L 4 Cyl. (EK)	1978-83		T/belt [95x19 T]	T041
ASCOT (CB3)	2.0L 4 Cyl. (F20A) SOHC	1989-95	Camshaft	T/belt [113x24 C]	T187
			Camshaft - Racing	T/belt - Racing [113x24 C]	T187R
		1989-95	Balance Shaft	T/belt [70x16 C]	T186
			Balance Shaft - Racing	T/belt - Racing [70x16 C]	T186R
ASCOT (CE4)	2.0L 5 Cyl. (G20A) SOHC	1993-97		T/belt [113x21 C]	T211
CITY	1.2L 4 Cyl. (D13C)	1987-0n		T/belt [98x24 C]	T942
CITY (VAN)	1.2L 4 Cyl. (ER)	1981-86		T/belt [97x19 T]	T166
CIVIC	1.2L 4 Cyl. (EB1) SOHC	1973-75		T/belt [84x19 T]	T028
				TCK	TCK028
CIVIC	1.2L 4 Cyl. (EB1,2,3) SOHC	1973-84		T/belt [84x19 T]	T028
				TCK	TCK028
CIVIC	1.3L 4 Cyl. (D13B)	1991-93		T/belt [106x24 C]	T143
				T/belt - Racing [106x24 C]	T143R
				TCK	TCK143
CIVIC	1.3L 4 Cyl. (D13B) V-Tec Eng.	1991-93		T/belt [103x24 C]	T223
				T/belt - Racing [103x24 C]	T223R
				TCK	TCK223
CIVIC	1.3L 4 Cyl. (EN) SOHC	1976-83		T/belt [84x19 T]	T028
				TCK	TCK028
CIVIC	1.5L 4 Cyl. (D15B) SOHC EFI	1987-96		T/belt [106x24 C]	T143
				T/belt - Racing [106x24 C]	T143R
				TCK	TCK143
CIVIC	1.5L 4 Cyl. (EW) SOHC	1983-89		T/belt [101x24 C]	T161
				TCK	TCK161
CIVIC	1.6L 4 Cyl. (B16A) DOHC	1995-00		T/belt [124x26 C]	T227
				TCK	TCK227
CIVIC	1.6L 4 Cyl. (D16A) DOHC	1991-99		T/belt [124x24 C]	T142
				TCK	TCK142
CIVIC	1.6L 4 Cyl. (D16Y1,D16Y5) SOHC	1991-02		T/belt [104x24 C]	T224
				TCK	TCK224
CIVIC	1.6L 4 Cyl. (D16Y4) SOHC	1995-00	104 Tooth Belt	T/belt [104x24 C]	T224
				TCK	TCK224
			107 Tooth Belt	T/belt [107x24 C]	T145
				T/belt - Racing [107x24 C]	T145R
			TCK	TCK145	
CIVIC (7th GEN)	1.7L 4 Cyl. (D17A2) VTEC	2000-05		T/belt [104x22 C]	T312
				TCK	TCK312
CIVIC (7th GEN)	1.7L 4 Cyl. (D17Z1)	2000-06		T/belt [104x22 C]	T312
				TCK	TCK312

T/belt [103x19 C] = 103 teeth, 19mm wide and Curvilinear tooth profile
 Tooth Profiles: **C**urvilinear, **T**rapezoidal & **M**odified **C**urvilinear

*NB: Due to large volume of NZ/Imported vehicles in the Honda section, these have been separated from the Australian vehicles.

Model	Engine	Year	Application Variation	Part Description	Part Number
HONDA CONTINUED					
CIVIC [AT]	1.6L 4 Cyl. [ZC] DOHC	1985-8/87		T/belt [129x24 C]	T130
CIVIC [CA0]	1.5L 4 Cyl. [EW] SOHC	1984-89		T/belt [101x24 C] TCK	T161 TCK161
CIVIC [CC,CD,CG,CH,CL,CM]	1.5L 4 Cyl. [D15B] SOHC	1988-92		T/belt [106x24 C] T/belt - Racing [106x24 C] TCK	T143 T143R TCK143
CIVIC [CK]	1.3L 4 Cyl. [D13B] Carb.	1988-91		T/belt [106x24 C] T/belt - Racing [106x24 C] TCK	T143 T143R TCK143
CIVIC [CO,CP,CQ]	1.5L 4 Cyl. [D15B] SOHC	1988-92		T/belt [106x24 C] T/belt - Racing [106x24 C] TCK	T143 T143R TCK143
CIVIC [EC8,ED5,EF1, EG3,EG7]	1.3L 4 Cyl. [D13B]	1987-96		T/belt [106x24 C] T/belt - Racing [106x24 C] TCK	T143 T143R TCK143
CIVIC [ED3,EE3, EF2,EF4,EG4,EG8, EK3]	1.5L 4 Cyl. [D15B] SOHC	1987-02		T/belt [106x24 C] T/belt - Racing [106x24 C] TCK	T143 T143R TCK143
CIVIC [ED7,CN]	1.6L 4 Cyl. [D16A] SOHC	1989-92		T/belt [107x24 C] T/belt - Racing [107x24 C] TCK	T145 T145R TCK145
CIVIC [EF3,EF5,EG5, EH1,EJ3]	1.6L 4 Cyl. [ZC] DOHC	8/87-96		T/belt [124x24 C] TCK	T142 TCK142
CIVIC [EF9,EG6]	1.6L 4 Cyl. [B16A] VTEC DOHC	1989-95		T/belt [124x26 C] TCK	T227 TCK227
CIVIC [EG4,EG8]	1.5L 4 Cyl. [D15Z2]	1987-95		T/belt [106x24 C] T/belt - Racing [106x24 C] TCK	T143 T143R TCK143
CIVIC [EK2]	1.3L 4 Cyl. [D13B] EFI - Chasis EK2	1995-00		T/belt [103x24 C] T/belt - Racing [103x24 C] TCK	T223 T223R TCK223
CIVIC [EK8]	1.6L 4 Cyl. [D16A] SOHC - Chasis EK8	1989-92		T/belt [107x24 C] T/belt - Racing [107x24 C] TCK	T145 T145R TCK145
CIVIC [EK9]	1.6L 4 Cyl. [B16B] DOHC - Chasis EK9	1998-00		T/belt [124x26 C]	T227
CIVIC [ES8,EU1]	1.5L 4 Cyl. [D15Y] DOHC	2001-07		T/belt [103x24 C] T/belt - Racing [103x24 C]	T223 T223R
CIVIC [PC,PG,PP,PR, PT,PX,PY]	1.5L 4 Cyl. [EW] SOHC	1984-89		T/belt [101x24 C] TCK	T161 TCK161
CIVIC [PN,PV]	1.3L 4 Cyl. [EV]	1984-89		T/belt [101x24 C] TCK	T161 TCK161
CONCERTO	1.6L 4 Cyl. [D16A] DOHC	1988-91		T/belt [107x24 C] T/belt - Racing [107x24 C] TCK	T145 T145R TCK145
CONCERTO	1.6L 4 Cyl. [D16Z]	1991-93		T/belt [124x24 C] TCK	T142 TCK142
CONCERTO	1.5L 4 Cyl. [D15B]	1988-92		T/belt [106x24 C] T/belt - Racing [106x24 C] TCK	T143 T143R TCK143
CR-V	2.0L 4 Cyl. [B20B3,B20B8] DOHC	1997-01		T/belt [125x26 C] T/belt - Racing [125x26 C] TCK	T184 T184R TCK184
CRX	1.6L 4 Cyl. [D16A] DOHC	1987-92		T/belt [124x24 C] TCK	T142 TCK142
CRX	1.6L 4 Cyl. [B16A] VTEC	1992-98		T/belt [124x26 C] TCK	T227 TCK227
CRX	1.3L 4 Cyl. [EV]	1985-88		T/belt [101x24 C] TCK	T161 TCK161
CRX	1.5L 4 Cyl. [EW]	1983-88		T/belt [101x24 C] TCK	T161 TCK161

Model	Engine	Year	Application Variation	Part Description	Part Number
HONDA CONTINUED					
CRX	1.5L 4 Cyl. [D15B]	1987-91	106 Tooth Belt	T/belt [106x24 C]	T143
				T/belt - Racing [106x24 C]	T143R
				TCK	TCK143
		1987-91	107 Tooth Belt	T/belt [107x24 C]	T145
				T/belt - Racing [107x24 C]	T145R
				TCK	TCK145
CRX	1.6L 4 Cyl. [ZC]	1985-92	129 Tooth Belt	T/belt [129x24 C]	T130
			124 Tooth Belt	T/belt [124x24 C]	T142
				TCK	TCK142
DOMANI	1.6L 4 Cyl. [ZC] SOHC EFI	1992-97		T/belt [107x24 C]	T145
				T/belt - Racing [107x24 C]	T145R
GOLD WING MOTORCYCLES GL1000	1000cc			T/belt [87x19 T]	T916
GOLD WING MOTORCYCLES GL1100	1100cc			T/belt [87x19 T]	T916
GOLD WING MOTORCYCLES GL1200	1200cc			T/belt [88x19 T]	T070
GOLD WING MOTORCYCLES GL1500	1500cc			T/belt [88x17 C]	T275
HR-V	1.6L 4 Cyl. [D161W1] SOHC	1999-01		T/belt [104x24 C]	T224
				TCK	TCK224
INTEGRA	1.6L 4 Cyl. [D16A] DOHC	1986-89		T/belt [129x24 C]	T130
				TCK	TCK130
INTEGRA	1.6L 4 Cyl. [B16A] DOHC	1989-93		T/belt [124x26 C]	T227
				TCK	TCK227
INTEGRA	1.8L 4 Cyl. [B18A1]	1989-01		T/belt [125x26 C]	T184
				T/belt - Racing [125x26 C]	T184R
INTEGRA	1.8L 4 Cyl. [B18C2] VTEC	1993-99		T/belt [126x26 C]	T247
				T/belt - Racing [126x26 C]	T247R
INTEGRA	1.8L 4 Cyl. [B18B2]	1993-01		T/belt [125x26 C]	T184
				T/belt - Racing [125x26 C]	T184R
INTEGRA, QUINT (AV, DAI)	1.6L 4 Cyl. [ZC] DOHC	1983-95		T/belt [124x24 C]	T142
				TCK	TCK142
INTEGRA (DA2)	1.5L 4 Cyl. [EW]	1983-89		T/belt [101x24 C]	T161
				TCK	TCK161
INTEGRA (DA5, DA7)	1.6L 4 Cyl. [ZC] SOHC	1989-00		T/belt [107x24 C]	T145
				T/belt - Racing [107x24 C]	T145R
				TCK	TCK145
LEGEND	2.5L V6 [C25A]	1986-87		T/belt [192x28 C]	T129
				TCK	TCK129
LEGEND	2.7L V6 [C27A]	1988-91		T/belt [192x28 C]	T129
				TCK	TCK129
LEGEND - 2nd GEN	3.2L V6 [C32A3]	1991-96		T/belt [196x28 C]	T193
				TCK	TCK193
LEGEND - 3rd GEN	3.5L V6 [C35A]	1996-04	Camshaft	T/belt [197x24 C]	T279
		1996-04	Balance Shaft	T/belt [69x15 C]	T280
LEGEND (KA1, KA5)	2.0L V6 [C20A]	1985-91		T/belt [192x28 C]	T129
LOGO [GA3]	1.3L 4 Cyl. [D13B]	1996-01		T/belt [103x22 C]	T1322
MDX	3.5L V6 [J35A5]	2003-06		T/belt [197x20 C]	T329
NSX / NSX-T	3.0L V6 [C30A]	1990-98		T/belt [241x28 C]	T231
NSX / NSX-T	3.2L V6 [CA32] DOHC	2002-04		T/belt [241x28 C]	T231
ODYSSEY - 1st GEN	2.2L 4 Cyl. [F22B]	1995-00	Camshaft	T/belt [113x24 C]	T187
				T/belt - Racing [113x24 C]	T187R
		1995-00	Balance Shaft	T/belt [70x16 C]	T186
				T/belt - Racing [70x16 C]	T186R
				TCK	TCK187
ODYSSEY - 1st GEN	2.3L 4 Cyl. [F23A7]	1998-00	Camshaft	T/belt [112x24 C]	T244
		1998-00	Balance Shaft	T/belt [70x16 C]	T186
				TCK	TCK244

T/belt [103x19 C] = 103 teeth, 19mm wide and Curvilinear tooth profile
Tooth Profiles: **C**urvilinear, **T**rapezoidal & **M**odified **C**urvilinear

*NB: Due to large volume of NZ/Imported vehicles in the Honda section, these have been separated from the Australian vehicles.

Model	Engine	Year	Application Variation	Part Description	Part Number
HONDA CONTINUED					
ODYSSEY - 2nd GEN	2.3L 4 Cyl. [F23A7]	2000-04	Camshaft	T/belt [112x24 C]	T244
			Balance Shaft	T/belt [70x16 C]	T186
				TCK	TCK244
ODYSSEY - 2nd GEN	3.0L V6 [J30A]	2000-04		T/belt [197x26 C]	T286
				TCK	TCK286
ORTHIA	2.0L 4 Cyl. [B20B] DOHC	1996-01		T/belt [125x26 C]	T184
				T/belt - Racing [125x26 C]	T184R
				TCK	TCK184
PRELUDE	1.6L 4 Cyl. [EL] SOHC	1979-82		T/belt [95x19 T]	T041
				TCK	TCK041
PRELUDE	1.8L 4 Cyl. [ES] SOHC	1982-87		T/belt [108x24 C]	T160
				TCK	TCK160
PRELUDE	1.8L 4 Cyl. [ET] SOHC	1983-85		T/belt [108x24 C]	T160
				TCK	TCK160
PRELUDE	2.0L 4 Cyl. [A20A] SOHC	1985-88		T/belt [108x24 C]	T160
				TCK	TCK160
PRELUDE	2.0L 4 Cyl. [B20A6] DOHC	1987-91		T/belt [124x24 C]	T142
				TCK	TCK142A
PRELUDE	2.2L 4 Cyl. [F22Z] DOHC	1997-01	Camshaft	T/belt [126x24 C]	T895
			Balance Shaft	T/belt [70x16 C]	T186
PRELUDE	2.2L 4 Cyl. [F22A]	1991-97	Camshaft	T/belt [113x24 C]	T187
				T/belt - Racing [113x24 C]	T187R
			Balance Shaft	T/belt [70x16 C]	T186
				T/belt - Racing [70x16 C]	T186R
				TCK	TCK187
PRELUDE	2.2L 4 Cyl. [H22A] VTEC	1996-01	Camshaft	T/belt [155x24 C]	T226
			Balance Shaft	T/belt [70x16 C]	T186
				TCK	TCK226
PRELUDE	2.2L 4 Cyl. [H22A4] Vti	1997-01	Camshaft	T/belt [155x24 C]	T226
			Balance Shaft	T/belt [70x16 C]	T186
				TCK	TCK226
PRELUDE	2.3L 4 Cyl. [H23A] DOHC	1991-97	Camshaft	T/belt [127x24 C]	T216
			Balance Shaft	T/belt [70x16 C]	T186
				TCK	TCK216
PRELUDE [AB]	1.8L 4 Cyl. [ES, ET, EU]	1983-87		T/belt [108x24 C]	T160
				TCK	TCK160
PRELUDE [BA1]	2.0L 4 Cyl. [B20A] DOHC	1986-87		T/belt [133x24 C]	T850
				TCK	TCK850*
		1987-92		T/belt [124x24 C]	T142
				TCK	TCK142A
PRELUDE [BA1]	2.0L 4 Cyl. [B20A] SOHC	1986-87		T/belt [108x24 C]	T160
				TCK	TCK160
		1987-92		T/belt [107x24 C]	T144
				TCK	TCK144*
PRELUDE [BA1]	2.0L 4 Cyl. [F20A]	1991-96	Camshaft	T/belt [113x24 C]	T187
				T/belt - Racing [113x24 C]	T187R
		1991-96	Balance Shaft	T/belt [70x16 C]	T186
				T/belt - Racing [70x16 C]	T186R
				TCK	TCK187
PRELUDE [BB4]	2.2L 4 Cyl. [H22A] VTEC	1994-97	Camshaft	T/belt [155x24 C]	T226
			Balance Shaft	T/belt [70x16 C]	T186
				TCK	TCK226
PRELUDE [BB8]	2.2L 4 Cyl. [H22A] VTEC	1996-99	Camshaft	T/belt [155x24 C]	T226
			Balance Shaft	T/belt [70x16 C]	T186
				TCK	TCK226
PRELUDE [SN]	1.8L 4 Cyl. [EK]	1978-83		T/belt [95x19 T]	T041
QUINT	1.6L 4 Cyl. [EP]	1980-81		T/belt [95x19 T]	T041
				TCK	TCK041
RAFAGA	2.0L 5 Cyl. [G20A] SOHC	1993-98		T/belt [113x21 C]	T211
SCAMP [N360]	354cc 2 Cyl.	1968-79		T/belt [80x19 T]	T027
ST1100	1100cc Motorbike	1991-02		T/belt [147x24 C]	T325
TORNEO	2.0L 4 Cyl. [F20B] 16v SOHC	1997-01	Camshaft	T/belt [113x24 C]	T187
				T/belt - Racing [113x24 C]	T187R
			Balance shaft	T/belt [70x16 C]	T186
				T/belt - Racing [70x16 C]	T186R
				TCK	TCK187

Model	Engine	Year	Application Variation	Part Description	Part Number
HYUNDAI					
ACCENT	1.5L 4 Cyl. [G4ECX] DOHC	1999-03		T/belt [105x22 C]	T282
				TCK	TCK282
				TCK - Inc. Water Pump	TCKWP282
ACCENT	1.6L 4 Cyl. [G4ED2] DOHC	1999-03		T/belt [105x22 C]	T282
				TCK	TCK282
				TCK - Inc. Water Pump	TCKWP282
ACCENT [LC, MC]	1.6L 4 Cyl. [G4ED2/5] DOHC	2003-0n		T/belt [105x22 C]	T282
				TCK	TCK282
				TCK - Inc. Water Pump	TCKWP282
ACCENT [LC, MC]	1.3L & 1.5L 4 Cyl.	1994-0n		T/belt [92x22 C]	T191
				T/belt - Racing [92x22 C]	T191R
				TCK	TCK191B
ACCENT [LS]	1.5L 4 Cyl. [G4EK] SOHC	1994-00	19mm Wide Belt	T/belt [92x19 C]	T128
			22mm Wide Belt	T/belt [92x22 C]	T191
				T/belt - Racing [92x22 C]	T191R
AT0Z	1.0L 4 Cyl. [G4]	1998-03		T/belt [101x20 C]	T1013
COUPE (RD & RD II)	1.8L 4 Cyl. [G4GM] DOHC	1996-02		T/belt [111x25.4 C]	T278
				TCK	TCK278
COUPE (RD & RD II)	2.0L 4 Cyl. [G4GF] DOHC	1996-02		T/belt [113x25.4 C]	T284
				TCK	TCK284
ELANTRA [XD]	1.8L 4 Cyl. [G4GM] DOHC	2000-03		T/belt [111x25.4 C]	T278
				TCK	TCK278
ELANTRA [XD]	2.0L 4 Cyl. [G4GC] DOHC	2000-8/06		T/belt [113x25.4 C]	T284
				TCK	TCK284
ELANTRA [HD]	2.0L 4 Cyl. [G4GC] DOHC VVT	9/06-0n		T/belt [113x25.4 C]	T284
				TCK	TCK284A
ELANTRA LAVITA	1.8L 4 Cyl. [G4GB] DOHC	2001-03		T/belt [111x25.4 C]	T278
				TCK	TCK278
EXCEL	1.3L 4 Cyl. [4G13]	1986-87		T/belt [92x19 T]	T073
				T/belt [92x19 C]	T128
		1988-90		T/belt [92x22 C]	T191
				T/belt - Racing [92x22 C]	T191R
EXCEL	1.3L 4 Cyl. [G4ECH]	1990-95		T/belt [92x22 C]	T191
				T/belt - Racing [92x22 C]	T191R
				TCK	TCK191B
EXCEL	1.5L 4 Cyl. [G4AJ]	1986-90		T/belt [92x19 T]	T073
				TCK	TCK073
EXCEL [X2]	1.5L 4 Cyl. [G4DJ]	1990-94		T/belt [92x19 C]	T128
				TCK	TCK128B
EXCEL [X3]	1.5L 4 Cyl. [G4E-K] SOHC	7/94-00		T/belt [92x22 C]	T191
				T/belt - Racing [92x22 C]	T191R
				TCK	TCK191B
EXCEL [X3]	1.5L 4 Cyl. [G4F-K] DOHC	1998-00		T/belt [105x22 C]	T282
				TCK	TCK282
GETZ	1.3L 4 Cyl. [G4EA1] DOHC	2002-0n		T/belt [110x22 C]	T1327
				TCK	TCK1327
GETZ	1.4L 4 Cyl. [G4EE]	2005-07		T/belt [105x22 C]	T282
				TCK	TCK282
				TCK - Inc. Water Pump	TCKWP282
GETZ	1.5L 4 Cyl. [G4EC2] DOHC	2002-0n		T/belt [105x22 C]	T282
				TCK	TCK282
				TCK - Inc. Water Pump	TCKWP282
GETZ	1.6L 4 Cyl. [G4EDS] DOHC	2005-0n		T/belt [105x22 C]	T282
				TCK	TCK282
				TCK - Inc. Water Pump	TCKWP282
GRANDEUR	2.2L 4 Cyl. [D4EB] Turbo Diesel	2006-0n		T/belt [123x28 C]	T1098
GRANDEUR	2.2L 4 Cyl. [D4EB] Turbo Diesel	2006-0n		T/belt [123x28 C]	T1098
GRANDEUR	3.0L V6 [G6CT] DOHC	1999-02		T/belt [251x32 C]	T1024
H100	2.6L 4 Cyl. [D4BB] SOHC	1994-03	Camshaft	T/belt [163x25.4 C]	T961
			Balance Shaft	T/belt [99x19 C]	T724
			TCK	TCK961	
I30	2.0L 4 Cyl. [G4GC] VVT DOHC	2007-0n		T/belt [113x25.4 C]	T284
				TCK	TCK284A

T/belt [103x19 C] = 103 teeth, 19mm wide and Curvilinear tooth profile

Tooth Profiles: **C**urvilinear, **T**rapezoidal & **M**odified **C**urvilinear

Model	Engine	Year	Application Variation	Part Description	Part Number
HYUNDAI CONTINUED					
LANTRA	1.6L 4 Cyl. [G4CRL]	1991-92	Camshaft	T/belt [151x29 C]	T165
			Balance Shaft	T/belt [65x12.7 C]	T168
LANTRA	1.6L 4 Cyl. [G4GR]	1995-00		TCK	TCK165
				T/belt [111x25.4 C]	T278
LANTRA	1.8L 4 Cyl. [G4CNM]	1992-95	Camshaft	T/belt [153x29 C]	T167
			Balance Shaft	T/belt [65x12.7 C]	T168
				TCK	TCK167
				TCK - Inc. Hyd. Ten.	TCKH167A
				Hyd. Tensioner	GHT-07
LANTRA	1.8L 4 Cyl. [G4GMR] DOHC	1995-6/00		T/belt [111x25.4 C]	T278
				TCK	TCK278
LANTRA	2.0L 4 Cyl. DOHC	5/95-6/00		T/belt [113x25.4 C]	T284
LANTRA	2.0L 4 Cyl. [G4GFV] DOHC	5/95-6/00		T/belt [113x25.4 C]	T284
S COUPE	1.5L 4 Cyl. [G4D]	1990-92		T/belt [92x19 C]	T128
				TCK	TCK128B
S COUPE	1.5L 4 Cyl. [G4EKM] Incl Turbo	1992-7/93	19mm Wide Belt	T/belt [92x19 C]	T128
				TCK	TCK128A*
		7/93-95	22mm Wide Belt	T/belt [92x22 C]	T191
				T/belt - Racing [92x22 C]	T191R
			TCK	TCK191B	
SANTA FE [CM]	2.2L 4 Cyl. [D4EB] Turbo Diesel	2006-0n		T/belt [123x28 C]	T1098
SANTA FE [CM]	2.7L V6 [G6EAG] DOHC	5/06-0n		T/belt [219x32 C]	T337
SANTA FE [SM]	2.4L 4 Cyl. [G4JS] DOHC	2000-0n	Camshaft	T/belt [175x29 MC]	T313
			Balance Shaft	T/belt [65x12.7 MC]	T314
				TCK	TCK313
SANTA FE [SM]	2.7L V6 [G4EA/G6BA] DOHC	2000-4/06		T/belt [207x32 MC]	T315
				TCK	TCK315
SONATA	1.8L 4 Cyl. [G4CM]	1988-92	Camshaft	T/belt [122x19 C]	T158
			Balance Shaft	T/belt [55x12.7 C]	T159
SONATA	2.0L 4 Cyl. [G4CP] SOHC	1989-96	Camshaft	T/belt [122x19 C]	T158
			Balance Shaft	T/belt [55x12.7 C]	T159
SONATA	2.0L 4 Cyl. [G4CP] DOHC	1993-98	Camshaft	T/belt [153x29 C]	T167
			Balance Shaft	T/belt [65x12.7 C]	T168
				TCK	TCK167
				TCK - Inc. Hyd. Ten.	TCKH167A
				Hyd. Tensioner	GHT-17
SONATA	2.0L 4 Cyl. [G4JP] DOHC	5/98-01	Camshaft	T/belt [173x29 MC]	T1038
			Balance Shaft	T/belt [65x12.7 MC]	T314
				TCK	TCK1038
SONATA	2.4L 4 Cyl.	1989-92	Camshaft	T/belt [123x19 C]	T124
			Balance Shaft	T/belt [55x12.7 C]	T159
SONATA	2.5L V6 [G6BV] DOHC	5/98-01		T/belt [207x32 MC]	T315
				TCK	TCK315
SONATA	2.7L V6 [G6BA] DOHC	2001-05		T/belt [207x32 MC]	T315
				TCK	TCK315
SONATA	3.0L V6 [G6ATP]	1990-98		T/belt [149x25.4 C]	T139
				TCK	TCK139
SONATA (EF,EF-B)	2.4L 4 Cyl. [G4JSY]	2001-0n	Camshaft	T/belt [175x29 MC]	T313
			Balance Shaft	T/belt [65x12.7 MC]	T314
				TCK	TCK313
SONATA (EF,EF-B)	2.7L V6 [G6BA]	2001-0n		T/belt [207x32 MC]	T315
				TCK	TCK315
STELLAR	1.6L 4 Cyl.	1984-90	Camshaft	T/belt [122x19 C]	T089
			Balance Shaft	T/belt [55x12.7 C]	T090
STELLAR	2.0L 4 Cyl.	1984-89	Camshaft	T/belt [122x19 C]	T158
			Balance Shaft	T/belt [55x12.7 C]	T159
SX COUPE	1.8L 4 Cyl. [G4GM]	1996-0n		T/belt [111x25.4 C]	T278
				TCK	TCK278
TERRACAN	2.9L 4 Cyl. [J3] Turbo Diesel	2001-07		T/belt [152x30 C]	T1568
				TCK	TCK1568
TERRACAN	3.5L V6 [G6CU]	2001-07		T/belt [259x32 MC]	T1048

Model	Engine	Year	Application Variation	Part Description	Part Number
HYUNDAI CONTINUED					
TIBURON [GK]	2.0L 4 Cyl. [G4GC]	2002-07		T/belt [113x25.4 C]	T284
				TCK	TCK284
TIBURON [GK]	2.7L V6 [G6BA]	2001-0n		T/belt [207x32 MC]	T315
				TCK	TCK315
TRAJET	2.7L V6 [G6BA] DOHC	2000-07		T/belt [207x32 MC]	T315
				TCK	TCK315
TUCSON	2.0L 4 Cyl. [G4GC]	2004-5/06		T/belt [113x25.4 C]	T284
				TCK	TCK284
		05/06-0n		T/belt [113x25.4 C]	T284
				TCK	TCK284A
TUCSON	2.7L V6 [G6BAY] DOHC	2004-0n		T/belt [207x32 MC]	T315
				TCK	TCK315
ISUZU					
AMIGO [UCS17]	2.6L 4 Cyl. [4ZE1] Diesel	1989-93		T/belt [115x19 T]	T122
AMIGO [UCS55]	2.8L 4 Cyl. [4JB1] Diesel	1989-93		T/belt [119x32 T]	T844
				TCK	TCK844
ASKA [JJ110, JJ120]	1.8L 4 Cyl. [4ZB1]	1983-90		T/belt [111x19 T]	T121
				TCK	TCK121
ASKA [JJ110, JJ120]	2.0L 4 Cyl. [4CZ1]	1983-90		T/belt [111x19 T]	T121
ASKA [JJ510]	2.0L 4 Cyl. [4FC1] Diesel	1983-87		T/belt [140x30 T]	T846
BIGHORN [UBS12]	2.0L 4 Cyl. [4ZC1]	1986-88		T/belt [115x19 T]	T122
BIGHORN [UBS16]	2.3L 4 Cyl. [4ZD1]	1983-84		T/belt [115x19 T]	T122
BIGHORN [UBS17]	2.6L 4 Cyl. [4ZE1]	1987-92		T/belt [137x25.4 MC]	T147
				TCK	TCK147
BIGHORN [UBS25]	3.2L V6 [6VD1] SOHC	1991-95		T/belt [223x31.75 MC]	T221
BIGHORN [UBS25]	3.2L V6 [6VD1] DOHC	1991-99		T/belt [218x31.75 MC]	T220
BIGHORN [UBS52]	2.2L 4 Cyl. [C223] Diesel	1981-88		T/belt [87x34 T]	T075
				TCK	TCK075*
BIGHORN [UBS55]	2.8L 4 Cyl. [4JB1/T] Diesel	1987-92		T/belt [119x32 T]	T844
				TCK	TCK844
BIGHORN [UBS68, UBS69]	3.1L4 Cyl. [4JG2]	1991-98		T/belt [119x32 T]	T844
ELF [KAD42]	2.4L 4 Cyl. [C240] Diesel	1979-84		T/belt [87x34 T]	T075
ELF [NHR54]	2.5L 4 Cyl. [4JA1] Diesel	1984-91		T/belt [119x32 T]	T844
				TCK	TCK844
ELF [NHR55, NKR55]	2.8L 4 Cyl. [4JB1] Diesel	1984-94		T/belt [119x32 T]	T844
				TCK	TCK844
FARGO [WFR10]	1.6L 4 Cyl. [4ZA1]	1980-86		T/belt [115x19 T]	T122
FARGO [WFR11]	1.8L 4 Cyl. [4ZB1]	1980-86		T/belt [111x19 T]	T121
FARGO [WFR50]	1.8L 4 Cyl. [4FB1]	1981-86		T/belt [134x30 T]	T076
FARGO [WFR51]	2.0L 4 Cyl. [4FC1] Diesel	1981-86		T/belt [137x30 T]	T847
				TCK	TCK847
FARGO [WFR53, WFR62, WFS62]	2.2L 4 Cyl. [4FD1] Diesel	1982-88		T/belt [137x30 T]	T847
				TCK	TCK847
FARGO [WFR62]	2.4L 4 Cyl. [4FG1] Diesel	1988-92		T/belt [137x30 T]	T847
				TCK	TCK847
FASTER [TFR55, TFS55]	2.8L 4 Cyl. [4JB1]	1989-95		T/belt [119x32 T]	T844
				TCK	TCK844
GEMINI [JT150]	1.5L 4 Cyl. [4XC1]	1985-90		T/belt [112x19 MC]	T162
GEMINI [JT600]	1.5L 4 Cyl. [4EC1] Diesel	1985-90		T/belt [136x25.4 T]	T890
GEMINI [PFD60]	1.8L 4 Cyl. [4FB1] Diesel	1979-87		T/belt [134x30 T]	T076
MU [UCS17]	2.6L 4 Cyl. [4ZE1] Diesel	1989-93		T/belt [115x19 T]	T122
MU [UCS55]	*2.8L 4 Cyl. [4JB1] Diesel	1989-93		T/belt [119x32 T]	T844
				TCK	TCK844
MU [UCS69]	3.1L 4 Cyl. [4JG2] Turbo Diesel	1993-99		T/belt [119x32 T]	T844
PIAZZA [JR120]	2.0L 4 Cyl. [4ZC1]	1984-90		T/belt [111x19 T]	T121
				TCK	TCK121
RODEO [KBD]	2.0L 4 Cyl. [C190]	1980-85		T/belt [87x34 T]	T075
				TCK	TCK075*
RODEO [KBD]	2.2L 4 Cyl. [C223] Diesel	1983-89		T/belt [87x34 T]	T075
				TCK	TCK075*

T/belt [103x19 C] = 103 teeth, 19mm wide and Curvilinear tooth profile

Tooth Profiles: **Curvilinear**, **Trapezoidal** & **Modified Curvilinear**

Model	Engine	Year	Application Variation	Part Description	Part Number
ISUZU CONTINUED					
RODEO [TFR52, TFSS2]	2.2L 4 Cyl. [C223] Diesel	1980-0n		T/belt [87x34 T] TCK	T075 TCK075*
RODEO [UBS17]	2.6L 4 Cyl. [4ZE1]	1987-90		T/belt [137x25.4 MC] TCK	T147 TCK147
RODEO [UBS55]	2.8L 4 Cyl. [4JB1]	1989-95		T/belt [119x32 T] TCK	T844 TCK844
TROOPER [UBS12]	2.0L 4 Cyl. [4ZC1]	1986-88		T/belt [115x19 T]	T122
TROOPER [UBS16]	2.3L 4 Cyl. [4ZD1]	1982-88		T/belt [115x19 T]	T122
TROOPER [UBS17]	2.6 L [4ZE1]	1987-92		T/belt [137x25.4 MC] TCK	T147 TCK147
TROOPER [UBS25]	3.2L V6 [6VD1] SOHC	1991-95		T/belt [223x31.75 MC]	T221
TROOPER [UBS25]	3.2L V6 [6VD1] DOHC	1991-95		T/belt [218x31.75 MC]	T220
TROOPER [UBS55]	2.8L 4 Cyl. [4JB1/T] Diesel	1987-92		T/belt [119x32 T] TCK	T844 TCK844
TROOPER [UBS68, UBS69]	3.1L 4 Cyl. [4JG2]	1992-95		T/belt [119x32 T]	T844
JEEP					
CHEROKEE [KJ]	2.4L 4 Cyl. [ED1] Turbo Diesel	2001-0n		T/belt [146x28 C]	T265
CHEROKEE [KJ]	2.5L 4 Cyl. [ENJ] Turbo Diesel	2001-04		T/belt [220x28 MC] TCK	T336 TCK336*
CHEROKEE [KJ]	2.8L 4 Cyl. [2776cc & 2777cc] Turbo Diesel	2001-0n		T/belt [220x28 MC] TCK	T336 TCK336*
KIA					
CARENS	1.8L V6 [K5]	2000-02		T/belt [154x22 C] TCK	T302 TCK302
CARNIVAL	2.5L V6 [KV6] DOHC	1999-06	Water Pump & Cam	T/belt [176x28 C]	T1015
			Left & Right Camshaft [2 Belts]	T/belt [59x22 C] TCK	T1016 TCK1015
	2.7L V6 [G6EA] DOHC	2006-09		T/belt [219x32 C]	T337
CERATO	2.0L 4 Cyl. [G4GC] DOHC	2004-09		T/belt [113x25.4 C] TCK	T284 TCK284
			With VVT	T/belt [113x25.4 C] TCK	T284 TCK284A
CERES	2.2L 4 Cyl. [S2] Diesel	1992-96		T/belt [164x25.4 MC]	T822
CREDOS	2.0L 4 Cyl. [FE] DOHC	1998-01		T/belt [168.25.4 C] TCK	T281 TCK281
GRAND CARNIVAL [VQ]	2.9L 4 Cyl. [J3] Turbo Diesel	2006-0n		T/belt [152x30 C] TCK	T1568 TCK1568
K2900	2.9L 4 Cyl. [J3] Turbo Diesel	2008-0n		T/belt [152x30 C] TCK	T1568 TCK1568
MAGENTIS [MG]	2.7L V6 [G6EA6] VVT	2006-0n		T/belt [219x32 C]	T337
MENTOR	1.5L 4 Cyl. [B5] SOHC	1997-4/98		T/Belt [107x22 C] TCK	T185 TCK185
MENTOR	1.5L 4 Cyl. [BF] DOHC	5/98-00		T/belt [145x22 C] T/belt - Racing [145x22 C] TCK	T179 T179R TCK179
MENTOR	1.8L 4 Cyl. [TE] DOHC	1998-00		T/belt [154x22 C] TCK	T302 TCK302
OPTIMA	2.5L V6 [G6BV] DOHC	2001-03		T/belt [207x32 MC] TCK	T315 TCK315
OPTIMA	2.7L V6 [G6BA] DOHC	2004-06		T/belt [207x32 MC] TCK	T315 TCK315
PREGIO	2.7L 4 Cyl. [J2]	2002-06		T/belt [259x32 MC] TCK	T323 TCK822
RIO	1.5L 4 Cyl. [A5D]	2000-05		T/belt [137x22 MC] TCK	T318 TCK318
RIO	1.6L 4 Cyl. [G4ED] DOHC	2005-0n		T/belt [105x22 C] TCK	T282 TCK282
				TCK - Inc. Water Pump	TCKWP282
RIO [JB]	1.4L 4 Cyl. [G4EE]	2007-10		T/belt [105x22 C] TCK	T282 TCK282
SHUMA	1.8L 4 Cyl. [TE] DOHC	2000-0n		T/belt [154x22 C] TCK	T302 TCK302

Model	Engine	Year	Application Variation	Part Description	Part Number
KIA CONTINUED					
SORENTO [BL]	2.5L 4 Cyl. [D4CB6] Turbo Diesel	2003-09		T/belt [113x25.4 C]	T284
SORENTO [BL]	3.5L V6 [G6CU]	2003-0n		T/belt [259x32 MC]	T1048
SPECTRA	1.8L 4 Cyl. [TE] DOHC	2001-0n		T/belt [154x22 C]	T302
				TCK	TCK302
SPORTAGE	2.0L 4 Cyl. [FE] DOHC	1997-03		T/belt [168.25.4 C]	T281
				TCK	TCK281
SPORTAGE	2.7L V6 [G6BA] DOHC	2005-0n		T/belt [207x32 MC]	T315
				TCK	TCK315
SPORTAGE [KM]	2.0L 4 Cyl. [G4GC]	2007-0n		T/belt [113x25.4 C]	T284
				TCK	TCK284A
SPORTAGE [KM]	2.0L 4 Cyl. [D4EA]	2007-0n		T/belt [123x28 C]	T1098
LADA					
CEVARO	1.5L 4 Cyl.	1990-93		T/belt [111x19 C]	T811
				TCK	TCK811*
LANCIA					
DELTA	1.6L 4 Cyl.	1985-87		T/belt [144x19 T]	T019
DELTA	1.6L 4 Cyl. TURBO	1986-92		T/belt [138x18 T]	T882
				TCK	TCK882*
GAMMA	2.5L 4 Cyl.	1982-85	Camshaft	T/belt [107x19 T]	T871
			Camshaft & Oil Pump	T/belt [113x19 T]	T065
PRISMA	1.6L 4 Cyl. [831B6]	1986-90		T/belt [138x18 T]	T882
				TCK	TCK882*
LANDROVER					
DEFENDER	2.5l 4 Cyl. [16L] TDI - Upto CH #: VA117353	1994-98		T/belt [118x30 C]	T1031
DISCOVERY	2.0 4 Cyl. [T16] 16v	1994-98		T/belt [132x23 C]	T704
DISCOVERY	2.5L 4 Cyl. [18L] Turbo Diesel	1992-3/94		T/belt [109x30 C]	T1034
DISCOVERY 3	2.7L V6 [276DT] Turbo Diesel	2005-0n	Camshaft	T/belt [195x29 C]	T1616
			Injector pump	T/belt [85x20 C]	T1617
				TCK	TCK1616
FREELANDER	1.8L 4 Cyl. [18K] DOHC	1998-0n	With Manual Tensioner	T/belt [143x26 MC]	T1050
				TCK	TCK1050
			With Automatic Tensioner	T/belt [145x26 MC]	T1093
				TCK	TCK1093
FREELANDER	2.0L 4 Cyl. [20T] Turbo Diesel	1997-00	Camshaft From Eng. # 17N000187	T/belt [112x30 C]	T1514
			Injection Pump	T/belt [78x24 C]	T1513
			From Eng. # 17N000187	TCK	TCK1514
FREELANDER	2.5L V6 [25K4F] DOHC	2000-04	Crankshaft	T/belt [176x28 C]	T327
			Camshaft 1	T/belt [58x22 C]	T326
			Camshaft 2	T/belt [58x22 C]	T326
				TCK	TCK327
FREELANDER 2 [LF]	2.2L 4 Cyl. [118kw 2179cc]	2007-0n		T/belt [118x25.4 C]	T1638
RANGE ROVER	2.7L V6 [276DT] Turbo Diesel	2005-0n	Camshaft	T/belt [195x29 C]	T1616
		2005-0n	Injector pump	T/belt [85x20 C]	T1617
				TCK	TCK1616
LEXUS					
ES300	3.0L V6 [3VZ-FE]	1992-96		T/belt [191x31.75 MC]	T200
				TCK	TCK200
				TCK - Inc. Hyd. Ten.	TCKH200
				Hyd. Tensioner	GHT-21
ES300	3.0L V6 [1MZ-FE]	1996-05		T/belt [211x32 C]	T257
				TCK	TCK257
				TCK - Inc. Hyd. Ten.	TCKH257A
				Hyd. Tensioner	GHT-03
GS300	3.0L V6 [2JZ-GE]	1996-05		T/belt [143x25.4 C]	T215
				T/belt - Racing [143x25.4 C]	T215R
				TCK	TCK215
GS430	4.3L V8 [3UZ-FE]	2005-0n		T/belt [211x34 MC]	T298
				TCK	TCK298
IS200	2.0L 6 Cyl. [1G-FE]	1999-05		T/belt [129x27 C]	T885
				TCK	TCK885

T/belt [103x19 C] = 103 teeth, 19mm wide and Curvilinear tooth profile

Tooth Profiles: **C**urvilinear, **T**rapezoidal & **M**odified **C**urvilinear

Model	Engine	Year	Application Variation	Part Description	Part Number
LEXUS CONTINUED					
IS300	3.0L V6 [2JZ-GE]	1999-05		T/belt [143x25.4 C]	T215
				T/belt - Racing [143x25.4 C]	T215R
				TCK	TCK215
LS400	4.0L V8 [1UZ-FE]	1990-0n		T/belt [209x34 MC]	T190
LS430	4.3L V8 [3UZ-FE] VVTi	2000-07		T/belt [211x34 MC]	T298
				TCK	TCK298
LX470	4.7L V8 [2UZ]	1998-07		T/belt [211x34 MC]	T298
				TCK - Inc. Hyd. Ten.	TCKH298
				Hyd. Tensioner	GHT-08
RX330	3.3L V6 [3MZ-FE] DOHC	2003-05		T/belt [211x32 C]	T257
				TCK	TCK257C
				TCK - Inc. Hyd. Ten.	TCKH257B
				TCK - Inc. Water Pump	TCKWP257B
				TCK - Inc. Hyd. Ten. & WP	TCKHWP257B
				Hyd. Tensioner	GHT-03
RX400	3.3L V6 [3MZ-FE]	2006-0n		T/belt [211x32 C]	T257
				TCK	TCK257C
				TCK - Inc. Hyd. Ten.	TCKH257B
				TCK - Inc. Water Pump	TCKWP257B
				TCK - Inc. Hyd. Ten. & WP	TCKHWP257B
				Hyd. Tensioner	GHT-03
SC430	4.3L V8 [3UZ-FE] VVTi	2001-0n		T/belt [211x34 MC]	T298
				TCK	TCK298
LOTUS					
ECLAT, ELITE & ESPRIT	2.0L & 2.2L 4 Cyl.	1974-80		T/belt [133x25.4 T]	T104
MAHINDRA					
STOCKMAN	*2.1L 4 Cyl. Diesel	1990-93		T/belt [148x25.4 C]	T156
MAZDA					
121	1.1L 4 Cyl.	1987-91	To CH #: 124778	T/belt [107x21.6 C]	T141
				TCK	TCK141
			From CH #: 124779	T/Belt [107x22 C]	T185
				TCK	TCK185
121 [DA10]	1.3L 4 Cyl.	1987-90		T/belt [107x21.6 C]	T141
				TCK	TCK141
121 [DB1031- 53] Inc. METRO	1.3L 4 Cyl. [B3] & 1.5L 4 Cyl. [B5]	1990-00		T/Belt [107x22 C]	T185
				TCK	TCK185
3	2.0L 4 Cyl. [RF] Turbo Diesle DOHC 16v	2007-09		T/belt [150x30 C]	T1628
323	1.1L 4 Cyl. & 4 Cyl. 1.5L [E5]	1977-88		T/belt [107x21.6 C]	T141
				TCK	TCK141
323	1.6L 4 Cyl. [B6] SOHC	1985-89	19mm Top Width	T/belt [107x19 C]	T123
				TCK	TCK123
			22mm Top Width	T/belt [107x21.6 C]	T141
				TCK	TCK141
323	1.6L 4 Cyl. [B6] SOHC	1989-96		T/Belt [107x22 C]	T185
				TCK	TCK185
323	1.6L 4 Cyl. [B6-T] Turbo	1987-89		T/belt [145x21.6 C]	T149
				TCK	TCK149
323	1.6L 4 Cyl. [ZM] DOHC	1998-03		T/belt [123x22 C]	T308
				TCK	TCK308
323	1.8L 4 Cyl. [BPT] DOHC Inc. Turbo	1989-94		T/belt [145x22 C]	T179
				T/belt - Racing [145x22 C]	T179R
				TCK	TCK179
323	1.8L 4 Cyl. [FP] DOHC	1998-03		T/belt [133x25 C]	T316
				TCK	TCK316
323	2.0L 4 Cyl. [FS] DOHC	1998-03		T/belt [135x25.4 C]	T228
				TCK	TCK228
323 [ASTINA]	1.6L 4 Cyl. [B6] SOHC	1985-89	21.6mm Top Width	T/belt [107x21.6 C]	T141
				TCK	TCK141
		1985-89	19mm Top Width	T/belt [107x19 C]	T123
				TCK	TCK123

Model	Engine	Year	Application Variation	Part Description	Part Number
MAZDA CONTINUED					
323 [ASTINA]	1.6L 4 Cyl. [B6-T] Turbo	1988-91		T/belt [145x21.6 C] TCK	T149 TCK149
323 [ASTINA]	1.6L 4 Cyl. [ZM] DOHC	1998-03		T/belt [123x22 C] TCK	T308 TCK308
323 [ASTINA]	1.8L 4 Cyl. [BP] SOHC	1989-98		T/Belt [107x22 C] TCK	T185 TCK185
323 [ASTINA]	1.8L 4 Cyl. [BP] DOHC	1989-98		T/belt [145x22 C] T/belt - Racing [145x22 C] TCK	T179 T179R TCK179
323 [ASTINA]	1.8L 4 Cyl. [FP] DOHC	1998-03		T/belt [133x25 C] TCK	T316 TCK316
323 [ASTINA]	2.0L V6 [KF]	1994-98		T/belt [192x30 MC] TCK	T214 TCK214
323 [ASTINA]	2.0L 4 Cyl. [FS] DOHC	1998-03		T/belt [135x25.4 C] TCK	T228 TCK228
323 [ASTINA]	1.5L 4 Cyl. [B5]	1989-92		T/belt [145x22 C] T/belt - Racing [145x22 C] TCK	T179 T179R TCK179
323 [ASTINA]	1.6L 4 Cyl. [B6] Turbo	1989		T/Belt [107x22 C] TCK	T185 TCK185
323 [PROTÉGÉ]	1.6L 4 Cyl. [B6] DOHC	1994-98		T/belt [145x22 C] T/belt - Racing [145x22 C] TCK	T179 T179R TCK179
323 [PROTÉGÉ]	1.8L 4 Cyl. [BP] DOHC	1989-98		T/belt [145x22 C] T/belt - Racing [145x22 C] TCK	T179 T179R TCK179
6	2.0L 4 Cyl. [RF] Turbo Diesle 16v	2006-08		T/belt [150x30 C]	T1628
626	2.0L 4 Cyl. [FE] Inc. Turbo	1983-87	Upto CH No. 607986 From CH No. 6079867	T/belt [109x19 T] TCK T/belt [109x19 C] TCK	T088 TCK088 T113 TCK113A
626	2.0L 4 Cyl. [RF] Diesel	1984	Camshaft Injection Pump	T/belt [148x25.4 MC] TCK T/belt [78x19 C] TCK	T103 TCK103* T102 TCK102*
626	2.0L 4 Cyl. [FSDE] DOHC	1991-02		T/belt [135x25.4 C] TCK	T228 TCK228
626	2.2L 4 Cyl. [F2] SOHC Inc Turbo	1988-98		T/belt [110x25.4 C] TCK	T134 TCK134
626	2.5L V6 [KL] DOHC	1992-97		T/belt [192x30 MC] TCK	T214 TCK214
626	1.6L 4 Cyl. [F6]	1983-85	To CH # 558597 From CH # 558598	T/belt [153x25 C] T/belt [106x19 C]	T903 T807
626	1.6L 4 Cyl. [F6]	1985-88		T/belt [106x22 C]	T809
626	1.6L 4 Cyl. [B6]	1987-91		T/belt [107x21.6 C] TCK	T141 TCK141
626	1.8L 4 Cyl. [F8] SOHC	1983-92		T/belt [104x25.4 C] TCK	T829 TCK829
626	2.0L 4 Cyl. [FE] SOHC Valve	1988-95		T/belt [108x25.4 C] TCK - Inc. Water Pump	T264 TCKWP264
626	2.0L 4 Cyl. [FE] DOHC Valve	1988-95		T/belt [168.25.4 C] TCK	T281 TCK281
929	2.5L V6 [J5DE] DOHC	1991-0n		T/belt [239x35 MC] TCK TCK - Inc. Hyd. Ten. Hyd. Tensioner	T183 TCK183 TCKH183 GHT-11
929	3.0L V6 [JE & ZE] SOHC	1987-97		T/belt [173x30 MC] TCK	T146 TCK146
929	3.0L V6 [JE & ZE] DOHC	1987-97		T/belt [239x35 MC] TCK TCK - Inc. Hyd. Ten. Hyd. Tensioner	T183 TCK183 TCKH183 GHT-11

Model	Engine	Year	Application Variation	Part Description	Part Number			
MAZDA CONTINUED								
929 (4WS)	2.0L 4 Cyl. (FE) SOHC	1984-87	To Eng. # 520709	T/belt [109x19 T]	T088			
			From Eng. # 520710	T/belt [109x19 C] TCK	T113 TCK113A			
929 (4WS)	3.0L V6 (JE) DOHC	1987-89		T/belt [173x30 MC] TCK	T146 TCK146			
				T/belt [239x35 MC] TCK TCK - Inc. Hyd. Ten. Hyd. Tensioner	T183 TCK183 TCKH183 GHT-11			
929 (LUXURY)	2.0L 4 Cyl. (FE) SOHC	1984-87	To Eng. # 520709	T/belt [109x19 T]	T088			
			From Eng. # 520710	T/belt [109x19 C] TCK	T113 TCK113A			
929 (LUXURY)	3.0L V6 (JE) DOHC	1987-91		T/belt [173x30 MC] TCK	T146 TCK146			
929 (V6 HARDTOP)	3.0L V6 (JE) DOHC	1987-91		T/belt [173x30 MC] TCK	T146 TCK146			
929 (V6 HARDTOP)	3.0L V6 (JE-ZE) DOHC	1991-97		T/belt [239x35 MC] TCK TCK - Inc. Hyd. Ten. Hyd. Tensioner	T183 TCK183 TCKH183 GHT-11			
				T/belt [145x22 C] T/belt - Racing [145x22 C] TCK	T179 T179R TCK179			
			B2000	2.0L 4 Cyl.	1982-88	Square Tooth Profile [Early Models]	T/belt [109x19 T]	T088
						Round Tooth Profile [19mm Wide]	T/belt [109x19 C] TCK	T113 TCK113
Round Tooth Profile [22mm Wide]	T/belt [109x22 C] TCK	T117 TCK117						
B2200	2.2L 4 Cyl. (F2)	1986-95		T/belt [110x25.4 C] TCK	T134 TCK134			
B2200	2.2L 4 Cyl. Diesel	1980-5/87 6/87-0n		T/belt [164x30 MC] T/belt [164x25.4 MC] TCK	T837 T822 TCK822			
			B2500	2.5L 4 Cyl. (WL) Diesel	1996-98	T/belt [101x30 C] TCK	T741 TCK741A	
						1999-06	T/belt [101x30 C] TCK	T741 TCK741B
BOUNTY	2.5L 4 Cyl. (WLT) Turbo Diesel	1999-07		T/belt [101x30 C] TCK	T741 TCK741B			
BRAVO (B SERIES)	2.5L 4 Cyl. (WL) Diesel Inc. Turbo	1996-99		T/belt [101x30 C] TCK	T741 TCK741A			
			1999-06	T/belt [101x30 C] TCK	T741 TCK741B			
BT50	2.5 L 4 Cyl. (WLAT) DOHC Turbo Diesel	2006-0n		T/belt [103x26.5 C] TCK	T1601 TCKH1601			
BT50	3.0L 4 Cyl. (WEAT) DOHC Turbo Diesel	2006-0n		T/belt [103x26.5 C] TCK	T1601 TCKH1601			
CAPELLA	1.6L 4 Cyl. (F6)	1983-85		T/belt [153x25 C]	T903			
		1985-87		T/belt [106x19 C]	T807			
CAPELLA	1.6L 4 Cyl. (B6)	1987-89		T/belt [107x21.6 C] TCK	T141 TCK141			
				T/belt [106x19 C] T/belt [104x25.4 C] TCK	T807 T829 TCK829			
CAPELLA	1.8L 4 Cyl. (F8) SOHC	1983-87 1987-89		T/belt [106x19 C] T/belt [104x25.4 C] TCK	T807 T829 TCK829			
CAPELLA	1.8L 4 Cyl. (F8) DOHC	1989-0n		T/belt [168.25.4 C] TCK	T281 TCK281			
CAPELLA	1.8L 4 Cyl. (FP) DOHC	1994-02		T/belt [133x25 C] TCK	T316 TCK316			
			CAPELLA	2.0L 4 Cyl. (FE)	1983-87 1987-89	T/belt [109x19 C] T/belt [168.25.4 C] TCK	T113 T281 TCK281	
CAPELLA	2.0L 4 Cyl. (FS) DOHC	1997-02				135 Tooth Belt 133 Tooth Belt	T/belt [135x25.4 C] T/belt [133x25 C]	T228 T316
CAPELLA	2.0L 4 Cyl. (RF) Diesel	1983-95		T/belt [148x25.4 MC]	T103			
COSMO	2.0L 4 Cyl. (FE)	1984-89		T/belt [109x19 T]	T088			

Model	Engine	Year	Application Variation	Part Description	Part Number
MAZDA CONTINUED					
CRONOS	1.8L V6 [K8]	1991-0n		T/belt [192x30 MC]	T214
CRONOS	2.0L V6 [KF]	1991-0n		T/belt [192x30 MC]	T214
				TCK	TCK214
DEMIO [DW3W]	1.3L 4 Cyl. [B3] SOHC	1996-02		T/Belt [107x22 C]	T185
DEMIO [DW5]	1.5L 4 Cyl. [B5] SOHC	1996-02		T/Belt [107x22 C]	T185
E1800	1.8L 4 Cyl. [F8]	12/78-4/84		T/belt [106x19 C]	T807
		4/84-12/87		T/belt [106x19 T]	T077
		12/87-2/88		T/belt [106x22 C]	T809
		2/88-96		T/belt [104x25.4 C]	T829
E1800	1.8L 4 Cyl. [F8]	2003-0n		TCK	TCK829
				T/belt [104x25.4 C]	T829
E2000	2.0L 4 Cyl. [FE]	1982-84	Square Tooth Profile [Early Models]	T/belt [109x19 T]	T088
		1985-86	Round Tooth Profile [19mm Wide]	T/belt [109x19 C]	T113
		1987-90	Round Tooth Profile [22mm Wide]	TCK	TCK113
				T/belt [109x22 C]	T117
1987-0n	Round Tooth Profile [25.4mm Wide]	T/belt [108x25.4 C]	T264		
E2000	2.0L 4 Cyl. [FE]	1996-03		TCK - Inc. Water Pump	TCKWP264
				T/belt [108x25.4 C]	T264
E2000	2.0L 4 Cyl. [FE]	2003-06		TCK - Inc. Water Pump	TCKWP264
				T/belt [104x25.4 C]	T829
E2200	2.2L 4 Cyl. [F2]	1988-94		TCK	TCK829
				T/belt [110x25.4 C]	T134
E2200	2.2L 4 Cyl. Diesel	1980-5/87		T/belt [164x30 MC]	T837
				6/87-99	
E2500	2.5L 4 Cyl. [WL] Diesel	1999-06		TCK	TCK822
				T/belt [101x30 C]	T741
EFINI	2.0L V6 [KF]	1991-0n		TCK	TCK741A
				T/belt [192x30 MC]	T214
ETUDE	1.5L 4 Cyl. [B5] SOHC	1987-90		TCK	TCK214
				T/belt [107x21.6 C]	T141
ETUDE	1.6L 4 Cyl. [B6] DOHC	1987-90		TCK	TCK141
				T/belt [145x22 C]	T179
				T/belt - Racing [145x22 C]	T179R
ETUDE	1.6L 4 Cyl. [B6] SOHC	1987-90		TCK	TCK179
				T/Belt [107x22 C]	T185
EUNOS [30X]	1.8L V6 [K8] DOHC	1992-97		T/belt [192x30 MC]	T214
				TCK	TCK214
EUNOS [500]	2.0L V6 [KF] DOHC	1996-98		T/belt [192x30 MC]	T214
				TCK	TCK214
EUNOS [800]	2.3L V6 [KJ] DOHC	1996-00		T/belt [201x30 MC]	T267
EUNOS [800]	2.5L V6 [KL] DOHC	1996-98		T/belt [192x30 MC]	T214
				TCK	TCK214
FAMILIA [BF]	1.3L & 1.5L 4 Cyl. [E3 & E5]	1985-89		T/belt [107x21.6 C]	T141
				TCK	TCK141
FAMILIA [BF]	1.6L 4 Cyl. [B6] SOHC	1985-89		T/belt [107x21.6 C]	T141
				TCK	TCK141
FAMILIA [BF]	1.6L 4 Cyl. [B6] DOHC	1985-89		T/belt [145x21.6 C]	T149
				TCK	TCK149
FAMILIA [BF]	1.7L 4 Cyl. [PN] Diesel	1985-89		T/belt [152x25.4 MC]	T866
FAMILIA [BF5P]	1.5L 4 Cyl. [B5] DOHC	1989-0n		T/belt [145x22 C]	T179
				T/belt - Racing [145x22 C]	T179R
FAMILIA [BF5P]	1.5L 4 Cyl. [B5] SOHC	1989-0n		T/Belt [107x22 C]	T185
FAMILIA [BG]	1.3L 4 Cyl. [B3]	1989-96		T/Belt [107x22 C]	T185
FAMILIA [BG]	1.6L 4 Cyl. [B6] SOHC	1985-89		T/belt [107x21.6 C]	T141
				TCK	TCK141

T/belt [103x19 C] = 103 teeth, 19mm wide and Curvilinear tooth profile

Tooth Profiles: **C**urvilinear, **T**rapezoidal & **M**odified **C**urvilinear

Model	Engine	Year	Application Variation	Part Description	Part Number
MAZDA CONTINUED					
FAMILIA [BG]	1.6L 4 Cyl. [B6] DOHC	1985-87		T/belt [145x21.6 C]	T149
				TCK	TCK149
		1988-89		T/belt [145x22 C]	T179
				T/belt - Racing [145x22 C]	T179R
			TCK	TCK179	
FAMILIA [BG]	1.7L 4 Cyl. [PN] Diesel	1989-96		T/belt [152x25.4 MC]	T866
FAMILIA [BH]	1.5L 4 Cyl. [Z5DE] DOHC	1994-99		T/belt [125x25 C]	T266
FAMILIA [BJ]	1.5L 4 Cyl. [ZLVE] DOHC	1998-03		T/belt [123x22 C]	T308
				TCK	TCK308
FAMILIA [BJ]	2.0L 4 Cyl. [FS-ZE] DOHC	1999-01		T/belt [135x25.4 C]	T228
				TCK	TCK228
FAMILIA [BR]	1.5L 4 Cyl. [E5]	1985-87		T/belt [107x21.6 C]	T141
				TCK	TCK141
INTERPLAY	1.5L 4 Cyl. [B5]	1989-0n		T/Belt [107x22 C]	T185
				TCK	TCK185
LANTIS [CBA8P]	1.8L 4 Cyl. [BPZE] DOHC	1993-98		T/belt [145x22 C]	T179
				T/belt - Racing [145x22 C]	T179R
LANTIS [CBAEP]	2.0L 4 Cyl. [KFZE] DOHC	1993-99		T/belt [192x30 MC]	T214
LUCE	2.0L 4 Cyl. [FE]	1983-85	Upto Eng. # 520709	T/belt [109x19 T]	T088
			1985-87	From Eng. # 520710	T/belt [109x19 C]
				TCK	TCK113A
LUCE	2.0L V6 [JE] SOHC	1986-0n		T/belt [173x30 MC]	T146
				TCK	TCK146
LUCE	3.0L V6 [JF] SOHC	1986-0n		T/belt [173x30 MC]	T146
				TCK	TCK146
MINNENIA	2.3L V6 [KJ]	2000-02		T/belt [201x30 MC]	T267
MPV	3.0L V6 [JE] SOHC	1993-99		T/belt [173x30 MC]	T146
				TCK	TCK146
MX5	1.6L 4 Cyl. [B6] DOHC	1989-05		T/belt [145x22 C]	T179
				T/belt - Racing [145x22 C]	T179R
				TCK	TCK179
MX5	1.8L 4 Cyl. [BP] DOHC	1998-05		T/belt [145x22 C]	T179
				T/belt - Racing [145x22 C]	T179R
				TCK	TCK179
MX6 [GD10]	2.2L 4 Cyl. [F2T] Turbo	1987-91		T/belt [110x25.4 C]	T134
				TCK	TCK134
MX6 [GE]	2.5L V6 [KL]	1991-97		T/belt [192x30 MC]	T214
				TCK	TCK214
PREMACY	1.8L 4 Cyl. [FP] DOHC	2001-03		T/belt [133x25 C]	T316
				TCK	TCK316
PREMACY	2.0L 4 Cyl. [FS] DOHC	2001-03		T/belt [135x25.4 C]	T228
				TCK	TCK228
TRIBUTE [YU]	2.0L 4 Cyl. [YF]	2001-04		T/belt [129x25.4 C]	T294
MINI					
COOPER [R56]	1.6L 4 Cyl. [DV6TED4] Turbo Diesel	2007-0n		T/belt [137x25 C]	T1608
				TCK - Inc. Water Pump	TCKWP1608
MITSUBISHI					
380	3.8L V6 [6G75]	2005-08		T/belt [195x32 C]	T287
				TCK	TCK287
				TCK - Inc. Hyd. Ten.	TCKH287
				Hyd. Tensioner	GHT-01
3000GT	3.0L V6 [6G72] Turbo	1992-97		T/belt [257x31.8 C]	T195
AIRTREK [CU2W]	2.0L 4 Cyl. [4G63]	2002-0n	Camshaft	T/belt [122x29 C]	T1021
			Balance Shaft	T/belt [65x12.7 C]	T168
AIRTREK [CU4W]	2.4L 4 Cyl. [4G64]	2001-04	Camshaft	T/belt [154x29 C]	T256
			Balance Shaft	T/belt [65x12.7 C]	T168
AIRTREK [CU5W]	2.4L 4 Cyl. [4G69] SOHC	2004-07		T/belt [122x20 C]	T332
CELESTE	1.6L 4 Cyl.	1975-81		T/belt [122x19 C]	T089
CHALLENGER	3.0L V6 [6G72] SOHC	1998-06		T/belt [187x32 C]	T259
				TCK	TCK259
				TCK - Inc. Hyd. Ten.	TCKH259
				Hyd. Tensioner	GHT-01

Shaded Grey Lines = NZ/Imported Vehicles

TCK = Timing Component Kits

* = Timing Component Kit do not include engine seals

Model	Engine	Year	Application Variation	Part Description	Part Number
MITSUBISHI CONTINUED					
CHARIOT [D02W,D03W,D05W]	1.6L & 1.8L 4 Cyl. [G32B, G37B, G62B]	1983-85	Camshaft	T/belt [122x19 C]	T089
			Balance Shaft	T/belt [55x12.7 C]	T090
CHARIOT [D02W,D03W,D05W]	1.6L & 1.8L 4 Cyl. [G32B, G37B, G62B]	1986-87	Camshaft	T/belt [122x19 C]	T158
			Balance Shaft	T/belt [55x12.7 C]	T159
			TCK		TCK089B
CHARIOT [D08W]	2.0L 4 Cyl. [G63B]	1984-86	Camshaft	T/belt [122x19 C]	T089
			Balance Shaft	T/belt [55x12.7 C]	T090
CHARIOT [D08W]	2.0L 4 Cyl. [G63B]	1987-93	Camshaft	T/belt [122x19 C]	T158
			Balance Shaft	T/belt [55x12.7 C]	T159
CHARIOT [D09W]	1.8L 4 Cyl. [4D65-T] Turbo Diesel	1984-89	Camshaft	T/belt [157x32 C]	T854
			Balance Shaft	T/belt [55x12.7 C]	T159
CHARIOT [N33W,M43W]	2.0L 4 Cyl. [4G63B & 4G63B]	1991-0n	Camshaft	T/belt [122x19 C]	T158
			Balance Shaft	T/belt [55x12.7 C]	T159
COLT [CK2A,CL2A,CM2A]	1.5L [4G15] DOHC	1995-98		T/belt [140x25.4 C]	T607
COLT [RA]	1.4L 4 Cyl. [4G12B]	1981-82		T/belt [92x19 T]	T073
				TCK	TCK073
COLT [RB]	1.4L 4 Cyl. [4G33B]	1982-84		T/belt [92x19 T]	T073
				TCK	TCK073
COLT [RB]	1.6L 4 Cyl. [4G32B]	1982-84		T/belt [120x19 T]	T064
				TCK	TCK064
COLT [RC,RD,RE]	1.4L 4 Cyl. [4G33B]	1984-90		T/belt [92x19 T]	T073
				TCK	TCK073
COLT [RC,RD,RE]	1.6L 4 Cyl. [4G32B]	1984-9/88		T/belt [120x19 C]	T093
				TCK	TCK093
		9/88-90		T/belt [120x19 C]	T093
				TCK	TCK093A*
COLT [RG]	1.5L 4 Cyl. [4G15] MIVEC	2004-0n		T/belt [140x22 C]	T1586
				TCK	TCK1586
COLT [Z27]	1.5L 4 Cyl. [4G15] DOHC	2002-05		T/belt [140x22 C]	T1586
CORDIA [A212A, A213A]	1.6L & 1.8L 4 Cyl. [G32B & 4G62] Inc Turbo	1982-87	Camshaft	T/belt [122x19 C]	T089
			Balance Shaft	T/belt [55x12.7 C]	T090
			TCK		TCK089A
CORDIA [AA]	1.6L 4 Cyl. [G32B & 4G32]	1983-84	Camshaft - W/O - Balance Shaft	T/belt [120x19 C]	T093
				TCK	TCK093
			Camshaft - W/ - Balance Shaft	T/belt [122x19 C]	T089
			Balance Shaft	T/belt [55x12.7 C]	T090
				TCK	TCK089A
CORDIA [AB,AC,CX,CY]	1.8L 4 Cyl. [4G37]	1984-86	Camshaft	T/belt [122x19 C]	T158
			Balance Shaft	T/belt [55x12.7 C]	T159
			TCK		TCK089B
		1986-89	Camshaft	T/belt [122x19 C]	T158
			Balance Shaft	T/belt [55x12.7 C]	T159
			TCK		TCK158
CORDIA [AB,AC,CX,CY]	1.8L 4 Cyl. [4G62] Inc. Turbo	1984-89	Camshaft	T/belt [122x19 C]	T158
			Balance Shaft	T/belt [55x12.7 C]	T159
			TCK		TCK158C
CORDIA [CZ]	1.6L 4 Cyl. [G32B]	1984-87	Camshaft	T/belt [122x19 C]	T089
			Balance Shaft	T/belt [55x12.7 C]	T090
				TCK	TCK089A
CORDIA [CZ]	1.8L 4 Cyl. [4G37] Inc. Turbo	1984-86	Camshaft	T/belt [122x19 C]	T158
			Balance Shaft	T/belt [55x12.7 C]	T159
			TCK		TCK158C
		1987-89	Camshaft	T/belt [122x19 C]	T158
			Balance Shaft	T/belt [55x12.7 C]	T159
			TCK		TCK158
DEBONAIR	3.0L V6 [6G72] SOHC	1987-90		T/belt [149x25.4 C]	T139
				TCK	TCK139
DELICA	1.4L 4 Cyl. [G33]	1986-91	Camshaft	T/belt [120x19 C]	T093
			Balance Shaft	T/belt [55x12.7 C]	T090

Model	Engine	Year	Application Variation	Part Description	Part Number
MITSUBISHI CONTINUED					
DELICA	1.6L 4 Cyl. [4G32]	1980-87	Camshaft W/O - Balance Shaft	T/belt [120x19 C] TCK	T093 TCK093A*
			Camshaft W/ - Balance Shaft	T/belt [122x19 C]	T089
			Balance Shaft	T/belt [55x12.7 C]	T090
DELICA	1.8L 4 Cyl. [4G62,G62B,G33B]	1980-87	Camshaft	T/belt [122x19 C]	T089
			Balance Shaft	T/belt [55x12.7 C]	T090
				TCK	TCK089B
DELICA	2.0L 4 Cyl. [4G63]	1980-87	Camshaft	T/belt [122x19 C]	T089
			Balance Shaft	T/belt [55x12.7 C]	T090
				TCK	TCK089C
DELICA	2.3L 4 Cyl. [4D55]	1983-87	Camshaft	T/belt [163x25.4 C]	T091
			Balance Shaft	T/belt [83x19 C]	T092
				TCK	TCK091
DELICA	2.5L [4D56] Diesel	1986-91	Camshaft	T/belt [163x25.4 C]	T091
			Balance Shaft	T/belt [83x19 C]	T092
				TCK	TCK091
DIAMANTE	2.0L V6 [6G71]	1991-0n		T/belt [149x25.4 C]	T139
DIAMANTE	2.5L V6 [6G73]	1990-0n	251 Tooth Belt	T/belt [251x32 C]	T1024
			257 Tooth Belt	T/belt [257x31.8 C]	T195
DIAMANTE	3.0L V6 [6G72] SOHC	1991-0n		T/belt [149x25.4 C]	T139
			TCK	TCK139	
DIAMANTE	3.0L V6 [6G72] DOHC	1991-0n		T/belt [107x24 C]	T145
			T/belt - Racing [107x24 C]	T145R	
DIAMANTE	3.5L V6 [6G74] SOHC	1997-04		T/belt [195x32 C]	T287
DIAMANTE	3.5L V6 [6G74] DOHC	1997-99		T/belt [265x32 C]	T253
ETERNA [E12A]	1.8L 4 Cyl. [G37B]	1983-85	Camshaft	T/belt [122x19 C]	T089
			Balance Shaft	T/belt [55x12.7 C]	T090
				TCK	TCK089B
ETERNA [E14A]	1.8L 4 Cyl. [4D65, 4D65T] Diesel	1983-87	Camshaft	T/belt [157x32 C]	T854
			Balance Shaft	T/belt [55x12.7 C]	T159
ETERNA [E14A]	1.8L 4 Cyl. [4D65, 4D65T] Diesel	1988-91	Camshaft	T/belt [157x32 C]	T854
			Balance Shaft	T/belt [55x12.7 C]	T159
ETERNA [E15A]	2.0L 4 Cyl. [G63, G63T]	1983-85	Camshaft	T/belt [122x19 C]	T089
			Balance Shaft	T/belt [55x12.7 C]	T090
				TCK	TCK089C
ETERNA [E39A]	2.0L 4 Cyl. [4G63T] DOHC	1988	Camshaft	T/belt [153x29 C]	T167
				T/belt - Racing [153x29 C]	T167R
			Balance Shaft	T/belt [65x12.7 C]	T168
				T/belt - Racing [65x12.7 C]	T168R
ETERNA [E53A]	1.8L V6	1990-0n		T/belt [170x30 C]	T986
EXPRESS	1.6L 4 Cyl. [G32B]	1980-85		T/belt [120x19 C]	T093
EXPRESS [SF]	2.0L 4 Cyl. [4G63]	1986-4/87	Camshaft	T/belt [122x19 C]	T158
			Balance Shaft	T/belt [55x12.7 C]	T159
				TCK	TCK158C
EXPRESS [SF]	2.0L 4 Cyl. [4G63]	5/87-91	Camshaft	T/belt [122x19 C]	T158
			Balance Shaft	T/belt [55x12.7 C]	T159
				TCK	TCK158A
EXPRESS [SF]	2.4L 4 Cyl. [4G64]	1986-91	Camshaft	T/belt [123x19 C]	T124
			Balance Shaft	T/belt [55x12.7 C]	T090
				TCK	TCK124
EXPRESS [SF]	2.5L 4 Cyl. [4D56] Diesel	1989-91	Camshaft	T/belt [163x25.4 C]	T711
			Balance Shaft	T/belt [83x19 C]	T092
				TCK	TCK711
EXPRESS [SG & SH]	2.0L 4 Cyl. [4G63]	1991-94	Camshaft	T/belt [122x19 C]	T158
			Balance Shaft	T/belt [55x12.7 C]	T159
				TCK	TCK158A
EXPRESS [SG & SH]	2.4L 4 Cyl. [4G64]	1991-4/92	Camshaft	T/belt [123x19 C]	T124
			Balance Shaft	T/belt [55x12.7 C]	T090
		5/92-94	Camshaft	T/belt [123x19.1 C]	T229
			Balance Shaft	T/belt [55x12.7 C]	T090
			TCK	TCK229	

Model	Engine	Year	Application Variation	Part Description	Part Number			
MITSUBISHI CONTINUED								
EXPRESS [SG & SH]	2.5L 4 Cyl. [4D56] Diesel	1991-5/93	Camshaft	T/belt [163x25.4 C]	T711			
			Balance Shaft	T/belt [83x19 C]	T092			
				TCK	TCK711			
		6/93-94	Camshaft	T/belt [163x25.4 C]	T961			
			Balance Shaft	T/belt [99x19 C]	T724			
				TCK	TCK961			
EXPRESS [SJ]	2.0L 4 Cyl. [4G63]	1994-03	Camshaft - 123 Tooth Belt	T/belt [123x29 C]	T232			
			Balance Shaft	T/belt [65x12.7 C]	T168			
				TCK	TCK232			
			Camshaft - 122 Tooth Belt	T/belt [122x19 C]	T933			
		Balance Shaft		T/belt [65x12.7 C]	T168			
			TCK	TCK933				
		EXPRESS [SJ]	2.0L 4 Cyl. [4G63]	10/03-06	Camshaft	T/belt [123x29 C]	T232	
					Balance Shaft	T/belt [65x12.7 C]	T168	
TCK	TCK232							
EXPRESS [SJ]	2.4L 4 Cyl. [4G64]	1994-10/03	Camshaft - 123 Tooth Belt 19mm Wide	T/belt [123x19.1 C]	T229			
			Balance Shaft	T/belt [65x12.7 C]	T168			
				TCK	TCK229			
			Camshaft - 123 Tooth Belt 29mm Wide	T/belt [123x29 C]	T232			
			Balance Shaft	T/belt [65x12.7 C]	T168			
				TCK	TCK232			
			Camshaft - 124 Tooth Belt	T/belt [124x29 C]	T230			
				Balance Shaft	T/belt [65x12.7 C]	T168		
					TCK	TCK230		
				TCK - Inc. Hyd. Ten. Hyd. Tensioner	TCKH230 GHT-18			
EXPRESS [SJ]	2.4L 4 Cyl. [4G64] 84kw	03/06-On	Camshaft	T/belt [124x29 C]	T230			
			Balance Shaft	T/belt [65x12.7 C]	T168			
				TCK	TCK230			
			TCK - Inc. Hyd. Ten. Hyd. Tensioner	TCKH230 GHT-18				
			EXPRESS [SJ,WA]	2.5L 4 Cyl. [4D56] Diesel	1994-03	Camshaft	T/belt [163x25.4 C]	T961
						Balance Shaft	T/belt [99x19 C]	T724
TCK	TCK961							
FTO	1.8L 4 Cyl. [4G93] SOHC	1993-00		T/belt [116x29 C]	T288			
				TCK	TCK288			
FTO	2.0L V6 [6A12]	1994-01	MIVEC	T/belt [232x30 C]	T987			
			Non MIVEC	T/belt [226x30 C]	T954			
				T/belt - Racing [226x30 C]	T954R			
				TCK	TCK954			
GALANT [A121,A131A,A161A]	1.6L 4 Cyl. [4G328]	1977-82	Camshaft	T/belt [122x19 T]	T013			
			Balance Shaft	T/belt [55x12.7 T]	T062			
				TCK	TCK013A			
GALANT [A163A,A164A]	2.0L 4 Cyl. [G63B] Inc Turbo	1981-85	Camshaft	T/belt [122x19 C]	T089			
			Balance Shaft	T/belt [55x12.7 C]	T090			
GALANT [E11A,E12A,E13A]	1.8L 4 Cyl. [G37B] Inc. Turbo	1983-86	Camshaft	T/belt [122x19 C]	T089			
			Balance Shaft	T/belt [55x12.7 C]	T090			
				TCK	TCK089			
GALANT [E15A]	2.0L 4 Cyl. [G63B] Inc. Turbo	1983-86	Camshaft	T/belt [122x19 C]	T089			
			Balance Shaft	T/belt [55x12.7 C]	T090			
				TCK	TCK089C			
GALANT [E18A]	3.0L V6 [G672] DOHC	1989-91		T/belt [257x31.8 C]	T195			
GALANT [E17A]	2.0L V6 [G671]	1987-On		T/belt [149x25.4 C]	T139			
GALANT [E31A,E32A]	1.6L 4 Cyl. [4G32]	1987-On		T/belt [120x19 C]	T093			
			TCK	TCK093A*				
GALANT [E31A,E32A]	1.8L 4 Cyl. [4G37]	1987-On	Camshaft	T/belt [122x19 C]	T158			
			Balance Shaft	T/belt [55x12.7 C]	T159			
				TCK	TCK089B			

Model	Engine	Year	Application Variation	Part Description	Part Number			
MITSUBISHI CONTINUED								
GALANT [E33A,E34A]	2.0L 4 Cyl. [4G63]	1988-0n	Camshaft	T/belt [153x29 C]	T167			
			Balance Shaft	T/belt [65x12.7 C]	T168			
				TCK	TCK167			
		1988-4/92	Camshaft	T/belt [153x29 C]	T167			
			Balance Shaft	T/belt [65x12.7 C]	T168			
				TCK - Inc. Hyd. Ten. Hyd. Tensioner	TCKH167A GHT-17			
		5/92-0n	Camshaft	T/belt [153x29 C]	T167			
			Balance Shaft	T/belt [65x12.7 C]	T168			
				TCK - Inc. Hyd. Ten. Hyd. Tensioner	TCKH167B GHT-19			
		GALANT [E33A,E34A]	1.8L 4 Cyl. [4D65]	1988-0n	Camshaft	T/belt [157x32 C]	T854	
					Balance Shaft	T/belt [55x12.7 C]	T090	
		GALANT [E35A,E37A,E39A]	1.8L 4 Cyl. [4G67 & 4G37] SOHC	1988-0n	Camshaft	T/belt [122x19 C]	T158	
Balance Shaft	T/belt [55x12.7 C]				T159			
	TCK				TCK158			
GALANT [E35A,E37A,E39A]	1.8L 4 Cyl. [4G67] DOHC	1988-0n	Camshaft	T/belt [153x29 C]	T167			
			Balance Shaft	T/belt [65x12.7 C]	T168			
				TCK	TCK167			
		1988-4/92	Camshaft	T/belt [153x29 C]	T167			
			Balance Shaft	T/belt [65x12.7 C]	T168			
				TCK - Inc. Hyd. Ten. Hyd. Tensioner	TCKH167A GHT-17			
		5/92-0n	Camshaft	T/belt [153x29 C]	T167			
			Balance Shaft	T/belt [65x12.7 C]	T168			
				TCK - Inc. Hyd. Ten. Hyd. Tensioner	TCKH167B GHT-19			
		GALANT [E35A,E37A,E39A]	2.0L 4 Cyl. [4G63] SOHC	1988-0n	Camshaft	T/belt [122x19 C]	T158	
					Balance Shaft	T/belt [55x12.7 C]	T159	
		GALANT [E35A,E37A,E39A]	2.0L 4 Cyl. [4G63] DOHC	1988-0n	Camshaft	T/belt [153x29 C]	T167	
Balance Shaft	T/belt [65x12.7 C]				T168			
	TCK				TCK167			
1988-4/92	Camshaft			T/belt [153x29 C]	T167			
	Balance Shaft			T/belt [65x12.7 C]	T168			
				TCK - Inc. Hyd. Ten. Hyd. Tensioner	TCKH167A GHT-17			
5/92-0n	Camshaft			T/belt [153x29 C]	T167			
	Balance Shaft			T/belt [65x12.7 C]	T168			
				TCK - Inc. Hyd. Ten. Hyd. Tensioner	TCKH167B GHT-19			
GALANT [E52A]	1.8L 4 Cyl. [4G93]			1993-0n	154 Tooth Belt	T/belt [154x29 C]	T609	
							TCK	TCK609
		156 Tooth Belt	T/belt [156x29 C]		T935			
			T/belt - Racing [156x29 C]		T935R			
			TCK		TCK935			
GALANT [E53A]	1.8L V6 [6A11] SOHC	1992-96		T/belt [170x30 C]	T986			
GALANT [E54A]	1.8L V6 [6A12] DOHC	1992-96		T/belt [226x30 C]	T954			
				T/belt - Racing [226x30 C]	T954R			
				TCK	TCK954			
GALANT [EA1A]	1.8L 4 Cyl. [4G93] DOHC	1996-00		T/belt [154x29 C]	T609			
				TCK	TCK609			
GALANT [EA2A/W]	2.0L 4 Cyl. [4G63] 16v	1997-0n	Camshaft	T/belt [122x29 C]	T1021			
			Balance Shaft	T/belt [65x12.7 C]	T168			
GALANT [EA3A/W]	2.4L 4 Cyl. [4G64]	1998-02	Camshaft	T/belt [154x29 C]	T256			
			Balance Shaft	T/belt [65x12.7 C]	T168			
GALANT [EA5A/EC5A/EA5W]	2.5L 4 V6 [6A13] SOHC	1997-0n		T/belt [177x30 C]	T1023			
GALANT [EA5A] VR4	2.5L V6 [6A13] DOHC	1997-05		T/belt [234x30 MC]	T1028			
GALANT [EC5A/W]	2.5L V6 [6A13] DOHC	1996-03		T/belt [234x30 MC]	T1028			
GALANT [HG]	2.0L 4 Cyl. [4G63] SOHC	1989-90	Camshaft	T/belt [122x24 C]	T155			
			Balance Shaft 55 Tooth Belt	T/belt [55x12.7 C]	T159			
				TCK	TCK155			
			Camshaft	T/belt [122x24 C]	T155			
			Balance Shaft 65 Tooth Belt	T/belt [65x12.7 C]	T168			

Model	Engine	Year	Application Variation	Part Description	Part Number	
MITSUBISHI CONTINUED						
GALANT [HG]	2.0L 4 Cyl. [4G63] DOHC	1989-90	Camshaft	T/belt [153x29 C]	T167	
			Balance Shaft	T/belt [65x12.7 C]	T168	
				TCK	TCK167	
			Camshaft	T/belt [153x29 C]	T167	
			Balance Shaft	T/belt [65x12.7 C]	T168	
				TCK - Inc. Hyd. Ten.	TCKH167A	
Hyd. Tensioner	GHT-17					
GALANT [HH]	2.0L 4 Cyl. [4G63] SOHC	1989-93	Camshaft	T/belt [122x24 C]	T155	
			Balance Shaft 55 Tooth Belt	T/belt [55x12.7 C]	T159	
				TCK	TCK155	
			Camshaft	T/belt [122x24 C]	T155	
GALANT [HH]	2.0L 4 Cyl. [4G63] DOHC Inc. Turbo	1989-93	Camshaft	T/belt [153x29 C]	T167	
			Balance Shaft	T/belt [65x12.7 C]	T168	
				TCK	TCK167	
				TCK - Inc. Hyd. Ten.	TCKH167A	
			1988-4/92	Camshaft	T/belt [153x29 C]	T167
				Balance Shaft	T/belt [65x12.7 C]	T168
		TCK - Inc. Hyd. Ten.			TCKH167A	
		5/92-0n	Camshaft	T/belt [153x29 C]	T167	
			Balance Shaft	T/belt [65x12.7 C]	T168	
				TCK - Inc. Hyd. Ten.	TCKH167B	
					Hyd. Tensioner	GHT-19
			GALANT [HJ]	2.0L 4 Cyl. [4G63] SOHC	1993-96	Camshaft
Balance Shaft	T/belt [65x12.7 C]					T168
			TCK	TCK232		
GALANT [HJ]	2.0L V6 [6A12] DOHC	1993-96		T/belt [226x30 C]	T954	
				T/belt - Racing [226x30 C]	T954R	
				TCK	TCK954	
GRANDIS [BA]	2.4L 4 Cyl. [4G69] SOHC	2004-0n	Camshaft	T/belt [122x20 C]	T332	
			Balance Shaft	T/belt [65x12.7 C]	T168	
GTO	3.0L V6 [6G72]	1990-0n		T/belt [257x31.8 C]	T195	
L200 [MA]	1.6L 4 Cyl. [4G32, G32B]	1980-81		T/belt [120x19 T]	T064	
				TCK	TCK064	
L200 [MA]	2.0L 4 Cyl. [4G63]	1980-81	Camshaft	T/belt [122x19 C]	T089	
			Balance Shaft	T/belt [55x12.7 C]	T090	
				TCK	TCK089C	
L200 [MB]	1.6L 4 Cyl. [4G32, G32B]	1981-4/82		T/belt [120x19 T]	T064	
				TCK	TCK064	
		4/82-9/82		T/belt [120x19 C]	T093	
				TCK	TCK093	
L200 [MB]	2.0L 4 Cyl. [4G63]	1981-82	Camshaft	T/belt [122x19 C]	T089	
			Balance Shaft	T/belt [55x12.7 C]	T090	
				TCK	TCK089C	
L200 [MC]	1.6L 4 Cyl. [4G32, G32B]	10/82-84		T/belt [120x19 C]	T093	
				TCK	TCK093	
L200 [MC]	2.0L 4 Cyl. [4G63]	10/82-84	Camshaft	T/belt [122x19 C]	T089	
			Balance Shaft	T/belt [55x12.7 C]	T090	
				TCK	TCK089C	
L200 [MC]	2.3L 4 Cyl. [4D55] Diesel	10/82-84	Camshaft	T/belt [163x25.4 C]	T091	
			Balance Shaft	T/belt [83x19 C]	T092	
				TCK	TCK091	
L200 [MD]	1.6L 4 Cyl. [4G32, G32B]	10/82-84		T/belt [120x19 C]	T093	
				TCK	TCK093	
L200 [MD]	1.8L 4 Cyl. [4G62]	1985-86	Camshaft	T/belt [122x19 C]	T089	
			Balance Shaft	T/belt [55x12.7 C]	T090	
				TCK	TCK089C	
L200 [MD]	2.0L 4 Cyl. [4G63]	1984-86	Camshaft	T/belt [122x19 C]	T089	
			Balance Shaft	T/belt [55x12.7 C]	T090	
				TCK	TCK089C	
L200 [MD]	2.3L 4 Cyl. [4D55] Diesel	10/82-86	Camshaft	T/belt [163x25.4 C]	T091	
			Balance Shaft	T/belt [83x19 C]	T092	

Model	Engine	Year	Application Variation	Part Description	Part Number
MITSUBISHI CONTINUED					
L300 (SA)	1.6L 4 Cyl. (4G32, G32B)	1980-81		T/belt [120x19 T] TCK	T064 TCK064
L300 (SB)	1.6L 4 Cyl. (4G32, G32B)	1981-3/82		T/belt [120x19 T] TCK	T064 TCK064
		3/82-83		T/belt [120x19 C] TCK	T093 TCK093
L300 (SB)	1.8L 4 Cyl. (4G62)	1982-83	Camshaft	T/belt [122x19 C]	T089
			Balance Shaft	T/belt [55x12.7 C] TCK	T090 TCK089C
L300 (SC)	1.6L 4 Cyl. (4G32, G32B)	1983-84		T/belt [120x19 C] TCK	T093 TCK093
L300 (SC)	1.8L 4 Cyl. (4G62)	1983-84	Camshaft	T/belt [122x19 C]	T089
			Balance Shaft	T/belt [55x12.7 C] TCK	T090 TCK089C
L300 (SD)	1.6L 4 Cyl. (4G32, G32B)	1984-85		T/belt [120x19 C] TCK	T093 TCK093
L300 (SD)	1.8L 4 Cyl. (4G62)	1984-85	Camshaft	T/belt [122x19 C]	T089
			Balance Shaft	T/belt [55x12.7 C] TCK	T090 TCK089C
L300 (SD)	2.0L 4 Cyl. (4G63)	1984-85	Camshaft	T/belt [122x19 C]	T089
			Balance Shaft	T/belt [55x12.7 C] TCK	T090 TCK089C
L300 (SD)	2.3L 4 Cyl. (4D55) Diesel	1982-86	Camshaft	T/belt [163x25.4 C]	T091
			Balance Shaft	T/belt [83x19 C] TCK	T092 TCK091
L300 (SE)	1.8L 4 Cyl. (4G62)	1985-86	Camshaft	T/belt [122x19 C]	T089
			Balance Shaft	T/belt [55x12.7 C] TCK	T090 TCK089C
L300 (SE)	2.0L 4 Cyl. (4G63)	1985-86	Camshaft	T/belt [122x19 C]	T089
			Balance Shaft	T/belt [55x12.7 C] TCK	T090 TCK089C
LANCER (A142P,A149V)	1.4L 4 Cyl. (G128)	1979-81		T/belt [92x19 T] TCK	T073 TCK073
				T/belt [92x19 T] TCK	T073 TCK073
LANCER (A148V,A151A)	1.2L 4 Cyl. (G11B)	1978-83		T/belt [92x19 T] TCK	T073 TCK073
LANCER (A152A)	1.4L 4 Cyl. (G12B) Inc. Turbo	1978-83		T/belt [92x19 T] TCK	T073 TCK073
LANCER (A155A)	1.2L 4 Cyl. (G11B)	1978-83		T/belt [92x19 T] TCK	T073 TCK073
LANCER (A156A)	1.4L 4 Cyl. (G12B) Inc. Turbo	1978-83		T/belt [92x19 T] TCK	T073 TCK073
LANCER (C11A,C12A,C12W)	1.3L & 1.5L 4 Cyl. (G13B,G15B)	1984-85		T/belt [92x19 T] TCK	T073 TCK073
		1986-88		T/belt [92x19 C] TCK	T128 TCK128A*
LANCER (C13A)	1.6L 4 Cyl. (G32B-T)	1982-87	Camshaft W/O - Balance Shaft	T/belt [120x19 C] TCK	T093 TCK093
LANCER (C14A)	1.8L 4 Cyl. (4D65) Diesel	1982-88	Camshaft Balance Shaft	T/belt [157x32 C] T/belt [55x12.7 C]	T854 T090
LANCER (C37W)	1.8L 4 Cyl. (G37B)	1986-90		T/belt [120x19 C] TCK	T093 TCK093
LANCER (C62A)	1.5L 4 Cyl. (4G15)	1988-91		T/belt [92x19 C] TCK	T128 TCK128
LANCER (C63A)	1.6L 4 Cyl. (4G61)	1987-91		T/belt [151x29 C] TCK	T165 TCK165A
LANCER (C64)	1.8L 4 Cyl. (4D65) Diesel	1987-0n	Camshaft W/O - Balance Shaft	T/belt [92x19 C] TCK	T128 TCK128
			Camshaft W/ Balance Shaft	T/belt [157x32 C] T/belt [55x12.7 C]	T854 T090
				T/belt [92x19 C]	T128
LANCER (C72A)	1.5L 4 Cyl. (4G15)	1988-0n		T/belt [92x19 C]	T128
LANCER (C73A)	1.6L 4 Cyl. (4G61)	1987-91		T/belt [151x29 C] TCK	T165 TCK165A

Model	Engine	Year	Application Variation	Part Description	Part Number
MITSUBISHI CONTINUED					
LANCER [C74A]	1.8L 4 Cyl. [4D65] Diesel Inc. Turbo	1987-0n	Camshaft W/O - Balance Shaft	T/belt [92x19 C]	T128
				TCK	TCK128
			Camshaft W/ - Balance Shaft	T/belt [157x32 C]	T854
				Balance Shaft	T/belt [55x12.7 C]
LANCER [CA3A,CA4A,MR]	1.5L 4 Cyl. [4G91]	1991-92	SOHC	T/belt [117x29 C]	T889
				T/belt - Racing [117x29 C]	T889R
			DOHC	T/belt [153x29 C]	T932
				TCK	TCK932*
LANCER [CA]	1.5L 4 Cyl. [4G15]	1988-5/90		T/belt [92x19 C]	T128
				TCK	TCK128
LANCER [CB]	1.5L 4 Cyl. [4G15]	6/90-92		T/belt [92x22 C]	T191
				T/belt - Racing [92x22 C]	T191R
				TCK	TCK191A
LANCER [CB]	1.6L 4 Cyl. [4G61]	1990-92		T/belt [151x29 C]	T165
				TCK	TCK165A
LANCER [CB]	1.6L 4 Cyl. [GA10]	1991-95		T/belt [226x30 C]	T954
				T/belt - Racing [226x30 C]	T954R
LANCER [CB3A]	1.5L 4 Cyl. [4G91] DOHC	1991-96		T/belt [153x29 C]	T932
				TCK	TCK932*
LANCER [CC]	1.5L 4 Cyl. [4G15]	1992-96		T/belt [92x22 C]	T191
				T/belt - Racing [92x22 C]	T191R
				TCK	TCK191A
LANCER [CC]	1.6L 4 Cyl. [4G92]	1992-96		T/belt [117x29 C]	T889
				T/belt - Racing [117x29 C]	T889R
				TCK	TCK889
LANCER [CC]	1.8L 4 Cyl. [4G93] SOHC	1992-96	116 Tooth Belt	T/belt [116x29 C]	T288
				TCK	TCK288
			121 Tooth Belt	T/belt [121x29 C]	T201
				TCK	TCK201
LANCER [CC]	1.8L 4 Cyl. [4G93-S4] DOHC Inc. Turbo	1992-96	Camshaft	T/belt [156x29 C]	T935
				T/belt - Racing [156x29 C]	T935R
			Balance Shaft	T/belt [65x12.7 C]	T168
				T/belt - Racing [65x12.7 C]	T168R
				TCK	TCK935
LANCER [CE]	1.5L 4 Cyl. [4G15]	1996-98		T/belt [92x22 C]	T191
				T/belt - Racing [92x22 C]	T191R
				TCK	TCK191A
LANCER [CE]	1.8L 4 Cyl. [4G93-S4] DOHC Inc. Turbo	1996-98	Camshaft	T/belt [156x29 C]	T935
				T/belt - Racing [156x29 C]	T935R
		1996-98	Balance Shaft	T/belt [65x12.7 C]	T168
				T/belt - Racing [65x12.7 C]	T168R
				TCK	TCK935
LANCER [CE]	1.8L 4 Cyl. [4G93] SOHC	1996-98		T/belt [121x29 C]	T201
				TCK	TCK201
LANCER [CE-II]	1.5L 4 Cyl. [4G15]	1996-8/02		T/belt [107x25.4 C]	T289
				TCK	TCK289
		9/02-0n		T/belt [107x25.4 C]	T289
LANCER [CE-II]	1.8L 4 Cyl. [4G93] SOHC	1998-0n		T/belt [116x29 C]	T288
				TCK	TCK288
LANCER [CG, CH]	2.0L 4 Cyl. [4G94]	2002-07		T/belt [121x29 C]	T201
				TCK	TCK201A
LANCER [CG, CH]	2.4L 4 Cyl. [4G69]	2005-0n	Camshaft	T/belt [122x20 C]	T332
			Balance Shaft	T/belt [65x12.7 C]	T168
LANCER [CK2A]	1.5L 4 Cyl. [4G15] DOHC	2000-06		T/belt [140x22 C]	T1586
LANCER [CS2A]	1.5L 4 Cyl. [4G15] DOHC	2000-06		T/belt [140x22 C]	T1586
LANCER EVOLUTION	2.0L 4 Cyl. [4G63T] DOHC Turbo Inc. 96kw & 206kw	1992-0n	Camshaft	T/belt [153x29 C]	T167
				T/belt - Racing [153x29 C]	T167R
			Balance Shaft	T/belt [65x12.7 C]	T168
T/belt - Racing [65x12.7 C]	T168R				
LANCER [LA,LB]	1.4L 4 Cyl. [4G33]	1974-79		T/belt [120x19 T]	T064

Model	Engine	Year	Application Variation	Part Description	Part Number
MITSUBISHI CONTINUED					
LANCER (LB,LC,LN,LP, LQ,LR,LS)	1.6L 4 Cyl. [4G32]	1977-81	Camshaft	T/belt [122x19 T]	T013
			Balance Shaft	T/belt [55x12.7 T] TCK	T062 TCK013A
LEGNUM [EA1W]	1.8L 4 Cyl. [4G93] DOHC	1995-00		T/belt [154x29 C] TCK	T609 TCK609
LEGNUM [EC1W]	1.8L 4 Cyl. [4G93] DOHC	1997-00		T/belt [154x29 C] TCK	T609 TCK609
LEGNUM [EC5W]	2.5L V6 [6A13] SOHC	1996-01		T/belt [177x30 C]	T1023
LEGNUM [EA5W, EC5W]	2.5L V6 [6A13] DOHC	1996-02		T/belt [234x30 MC]	T1028
LIBERO	2.0L 4 Cyl. [4D65]	1992-0n		T/belt [158x31.8 C]	T931
MAGNA (TE & TF)	2.4L 4 Cyl. [4G64]	1996-99	Camshaft	T/belt [123x29 C]	T232
			Balance Shaft	T/belt [65x12.7 C] TCK	T168 TCK232
MAGNA (TE & TF)	3.0L V6 [6G72]	1996-00		T/belt [187x32 C] TCK TCK - Inc. Hyd. Ten. Hyd. Tensioner	T259 TCK259 TCKH259 GHT-01
MAGNA (TH)	3.0L V6 [6G72]	1996-97		T/belt [187x32 C] TCK TCK - Inc. Hyd. Ten. Hyd. Tensioner	T259 TCK259 TCKH259 GHT-01
MAGNA (TH)	3.5L V6 [6G74]	1999-00		T/belt [195x32 C] TCK TCK - Inc. Hyd. Ten. Hyd. Tensioner	T287 TCK287 TCKH287 GHT-01
MAGNA (TJ,TL,TW)	3.0L V6 [6G72]	2000-05		T/belt [187x32 C] TCK TCK - Inc. Hyd. Ten. Hyd. Tensioner	T259 TCK259 TCKH259 GHT-01
MAGNA (TJ,TL,TW)	3.5L V6 [6G74]	2000-05		T/belt [195x32 C] TCK TCK - Inc. Hyd. Ten. Hyd. Tensioner	T287 TCK287 TCKH287 GHT-01
MAGNA (TR,TS)	3.0L V6 [6G72]	1993-97		T/belt [149x25.4 C] TCK	T139 TCK139
MIRAGE [C11A]	1.3L 4 Cyl. [G13B]	1982-85		T/belt [92x19 T] TCK	T073 TCK073
		1986-88		T/belt [92x19 C] TCK	T128 TCK128
MIRAGE [C12A]	1.5L 4 Cyl. [G15B]	1982-85		T/belt [92x19 T] TCK	T073 TCK073
		1986-90		T/belt [92x19 C] TCK	T128 TCK128
MIRAGE [C13A]	1.6L 4 Cyl. [G32B-T]	1982-87		T/belt [120x19 C] TCK	T093 TCK093
MIRAGE [C14A]	1.6L 4 Cyl. [4D65]	1984-88	Camshaft Balance Shaft	T/belt [157x32 C] T/belt [55x12.7 C]	T854 T159
MIRAGE [C14W,QC64]	1.8L 4 Cyl. [4D65]	1984-90	Camshaft Balance Shaft	T/belt [157x32 C] T/belt [55x12.7 C]	T854 T159
MIRAGE [C18A]	1.5L 4 Cyl. [G15B]	1982-85		T/belt [92x19 T] TCK	T073 TCK073
MIRAGE [C37W]	1.8L 4 Cyl. [G37B]	1986-90		T/belt [120x19 C]	T093
MIRAGE [C51A]	1.3L 4 Cyl. [4G13]	1987-0n		T/belt [92x19 C] TCK	T128 TCK128
MIRAGE [C52A,C62A]	1.5L 4 Cyl. [4G15]	1987-90		T/belt [92x19 C] TCK	T128 TCK128
MIRAGE [C52A]	1.5L 4 Cyl. [4G15]	1990-0n		T/belt [92x22 C] T/belt - Racing [92x22 C] TCK	T191 T191R TCK191A
MIRAGE [C53A,C63A,C83A]	1.6L 4 Cyl. [4G61] Inc. Turbo	1987-90		T/belt [151x29 C] TCK	T165 TCK165A

Model	Engine	Year	Application Variation	Part Description	Part Number
MITSUBISHI CONTINUED					
MIRAGE [C82A,CA2A,CA3A]	1.5L 4 Cyl. [4G15]	1990-0n		T/belt [92x22 C]	T191
				T/belt - Racing [92x22 C]	T191R
				TCK	TCK191A
MIRAGE [CA4A]	1.6L 4 Cyl. [4G92] SOHC	1991-0n		T/belt [117x29 C]	T889
				T/belt - Racing [117x29 C]	T889R
				TCK	TCK889
MIRAGE [CA4A]	1.6L 4 Cyl. [4G92] DOHC	1991-0n		T/belt [153x29 C]	T932
MIRAGE [CB1A]	1.3L 4 Cyl. [4G13] SOHC	1991-0n		T/belt [92x22 C]	T191
				T/belt - Racing [92x22 C]	T191R
				TCK	TCK191A
MIRAGE [CB3A,CB6A]	1.5L 4 Cyl. [4G91] SOHC	1991-0n		T/belt [117x29 C]	T889
				T/belt - Racing [117x29 C]	T889R
				TCK	TCK889
MIRAGE [CB3A,CB6A]	1.5L 4 Cyl. [4G91] DOHC	1991-0n		T/belt [153x29 C]	T932
				TCK	TCK932*
MIRAGE [CB6A]	1.6L V6 [6A10] DOHC	1991-0n		T/belt [226x30 C]	T954
				T/belt - Racing [226x30 C]	T954R
MIRAGE [CE]	1.5L 4 Cyl. [4G15]	1996-8/02		T/belt [107x25.4 C]	T289
				TCK	TCK289
		9/02-0n		T/belt [107x25.4 C]	T289
				TCK	TCK289B
MIRAGE [CJ1A]	1.3L 4 Cyl. [4G13] SOHC	1995-00		T/belt [107x25.4 C]	T289
				TCK	TCK289
NIMBUS	2.4L 4 Cyl. [4G64]	1998-0n		T/belt [123x24 C]	T204
NIMBUS [UA & UB]	1.8L 4 Cyl. [4G37]	1984-87	Camshaft	T/belt [122x19 C]	T089
			Balance Shaft	T/belt [55x12.7 C]	T090
				TCK	TCK089
NIMBUS [UC]	2.0L 4 Cyl. [4G63]	1987-92	Camshaft	T/belt [122x19 C]	T158
			Balance Shaft	T/belt [65x12.7 C]	T168
NIMBUS [UF]	2.4L 4 Cyl. [4G64] 8v	1992-5/92	Camshaft	T/belt [123x24 C]	T204
			Balance Shaft	T/belt [55x12.7 C]	T159
	2.4L 4 Cyl. [4G64] 16v	6/92-98	Camshaft	T/belt [124x29 C]	T230
			Balance Shaft	T/belt [65x12.7 C]	T168
				TCK	TCK230
				TCK - Inc. Hyd. Ten. Hyd. Tensioner	TCKH230 GHT-18
NIMBUS [UG]	2.4L 4 Cyl. [4G64]	1998-04	Camshaft	T/belt [123x29 C]	T232
			Balance Shaft	T/belt [65x12.7 C]	T168
OUTLANDER [ZE,ZF]	2.4L 4 Cyl. [4G64] SOHC [100kw]	2003-06	Camshaft	T/belt [122x20 C]	T332
			Balance Shaft	T/belt [65x12.7 C]	T168
OUTLANDER [ZF]	2.4L V4 [4G69] SOHC [120kw]	2004-06	Camshaft	T/belt [122x20 C]	T332
			Balance Shaft	T/belt [65x12.7 C]	T168
OUTLANDER [ZG]	3.0L V6 [6B31] 24v	2006-0n		T/belt [179x20 C]	T339
PAJERO	2.0L 4 Cyl. [4G63 & 4G63BT]	1984-91	Camshaft	T/belt [122x19 C]	T158
			Balance Shaft	T/belt [55x12.7 C]	T159
				TCK	TCK158A
PAJERO [i0]	1.6L 4 Cyl. [4G18]	2000-02		T/belt [109x25.4 C]	T1353
PAJERO [i0]	1.8L 4 Cyl. [4G93] SOHC	1999-02		T/belt [116x29 C]	T288
				TCK	TCK288
PAJERO [i0]	2.0L 4 Cyl. [4G94] DOHC	2001-02		T/belt [121x29 C]	T201
PAJERO [NA,NB,NC,ND]	2.3L 4 Cyl. [4D55-T] Turbo Diesel	1983-87	Camshaft	T/belt [163x25.4 C]	T091
			Balance Shaft	T/belt [83x19 C]	T092
				TCK	TCK091
PAJERO [NE,NF,NG,NH]	2.5L 4 Cyl. [4D56-T] Turbo Diesel	1987-93	Camshaft	T/belt [163x25.4 C]	T091
			Balance Shaft	T/belt [83x19 C]	T092
				TCK	TCK091
PAJERO [NE,NF,NG,NH]	3.0L V6 [6G72]	1988-93		T/belt [149x25.4 C]	T139
				TCK	TCK139
PAJERO [NJ,NK,NL]	3.0L V6 [6G72]	1993-96		T/belt [149x25.4 C]	T139
				TCK	TCK139
PAJERO [NJ,NK,NL]	3.5L V6 [6G74] SOHC	1996-4/00		T/belt [195x32 C]	T287
				TCK	TCK287
				TCK - Inc. Hyd. Ten.	TCKH287
				Hyd. Tensioner	GHT-01

Model	Engine	Year	Application Variation	Part Description	Part Number			
MITSUBISHI CONTINUED								
PAJERO [NJ,NK,NL]	3.5L V6 [6G74-S4] DOHC	1993-4/00		T/belt [265x32 C] TCK	T253 TCK253			
PAJERO [NM,NP]	3.5L V6 [6G74] SOHC	2000-06		T/belt [201x32 C]	T320			
PAJERO [NM,NP]	3.8L V6 [6G75] SOHC	2002-09		T/belt [201x32 C]	T320			
PAJERO [NT]	3.8L V6 [6G75] SOHC	2009-0n		T/belt [201x32 C]	T320			
RVR	1.8L 4 Cyl. [4G93] SOHC	1991-02	116 Tooth Belt	T/belt [116x29 C] TCK	T288 TCK288			
			121 Tooth Belt	T/belt [121x29 C] TCK	T201 TCK201			
RVR	1.8L 4 Cyl. [4G93] DOHC	1997-02		T/belt [154x29 C] TCK	T609 TCK609			
RVR	2.0L 4 Cyl. [4G63]	1991-98	Camshaft	T/belt [122x29 C]	T1021			
			Balance Shaft	T/belt [65x12.7 C]	T168			
RVR	2.0L 4 Cyl. [4G63T]	1997-99	Camshaft	T/belt [153x29 C] T/belt - Racing [153x29 C]	T167 T167R			
			Balance Shaft	T/belt [65x12.7 C] T/belt - Racing [65x12.7 C]	T168 T168R			
			RVR	2.4L 4 Cyl. [4G64] GDI DOHC	1997-02	Camshaft Balance Shaft	T/belt [154x29 C] T/belt [65x12.7 C]	T609 T168
			SAPPORO	1.6L 4 Cyl. [4G32]	1981-3/82	Camshaft	T/belt [122x19 T]	T013
Balance Shaft	T/belt [55x12.7 T] TCK	T062 TCK013A						
SAPPORO	1.6L 4 Cyl. [4G32]	4/82-84	Camshaft	T/belt [122x19 C]	T089			
			Balance Shaft	T/belt [55x12.7 C] TCK	T090 TCK089B			
			SAPPORO	2.0L 4 Cyl. [4G63]	1980-81	Camshaft Balance Shaft	T/belt [122x19 T] T/belt [55x12.7 T]	T013 T062
SIGMA [GE]	1.6L 4 Cyl. [4G32]	1978-81	Camshaft	T/belt [122x19 T]	T013			
			Balance Shaft	T/belt [55x12.7 T] TCK	T062 TCK013A			
			SIGMA [GH]	1.6L 4 Cyl. [4G32]	1978-81	Camshaft Balance Shaft	T/belt [122x19 T] T/belt [55x12.7 T]	T013 T062
SIGMA [GJ]	1.6L 4 Cyl. [4G32]	1982-85	Camshaft	T/belt [122x19 C]	T089			
			Balance Shaft	T/belt [55x12.7 C] TCK	T090 TCK089B			
			SIGMA [GJ]	2.0L 4 Cyl. [4G52]	1982-85	Camshaft Balance Shaft	T/belt [122x19 C] T/belt [55x12.7 C]	T089 T090
SIGMA [GK,GN]	1.6L 4 Cyl. [4G32]	1982-85	Camshaft	T/belt [122x19 C]	T089			
			Balance Shaft	T/belt [55x12.7 C] TCK	T090 TCK089B			
			SIGMA [GK,GN]	2.0L 4 Cyl. [4G52]	1982-85	Camshaft Balance Shaft	T/belt [122x19 C] T/belt [55x12.7 C]	T089 T090
STRADA	2.5L 4 Cyl. [4D56] Diesel	1991	Camshaft	T/belt [163x25.4 C]	T091			
			Balance Shaft	T/belt [83x19 C]	T092			
			STARION	2.0L 4 Cyl. [4G63T] Turbo	1982-87	Camshaft Balance Shaft	T/belt [122x19 C] T/belt [55x12.7 C]	T089 T090
STARWAGON [SF,SG,SH]	2.0L 4 Cyl. [4G63]	1986-93	Camshaft	T/belt [122x19 C]	T158			
			Balance Shaft	T/belt [55x12.7 C] TCK	T159 TCK158A			
			1993	Camshaft Balance Shaft	T/belt [122x19 C] T/belt [55x12.7 C]	T933 T159		
		1994	Camshaft	T/belt [122x19 C]	T158			
			Balance Shaft	T/belt [55x12.7 C] TCK	T159 TCK933 TCK158A			
			STARWAGON [SF,SG,SH]	2.4L 4 Cyl. [4G64]	1986-4/92	Camshaft Curvilinear Profile Balance Shaft 55 Tooth Belt	T/belt [123x19 C] T/belt [55x12.7 C] TCK	T124 T159 TCK124

Shaded Grey Lines = NZ/Imported Vehicles

TCK = Timing Component Kits

* = Timing Component Kit do not include engine seals

Model	Engine	Year	Application Variation	Part Description	Part Number	
MITSUBISHI CONTINUED						
STARWAGON (SF,SG,SH)	2.4L 4 Cyl. [4G64]	5/92-94	Camshaft Modified Curvilinear Profile	T/belt [123x19.1 C]	T229	
			Balance Shaft 65 Tooth Belt	T/belt [65x12.7 C]	T168	
				TCK	TCK229	
STARWAGON [WA]	2.0L 4 Cyl. [4G63]	1994-05	Camshaft	T/belt [123x29 C]	T232	
			Balance Shaft 55 Teeth	T/belt [55x12.7 C]	T159	
			Balance Shaft 65 Teeth	T/belt [65x12.7 C]	T168	
			TCK Contains 65 Tooth B/S Belt	TCK	TCK232	
STARWAGON [WA]	2.4L 4 Cyl. [4G64-S4]	1994-05	Camshaft 19mm Wide Belt	T/belt [123x19.1 C]	T229	
			Balance Shaft	T/belt [65x12.7 C]	T168	
				TCK	TCK229	
		1994-05	Camshaft 29mm Wide belt	T/belt [124x29 C]	T230	
			Balance Shaft	T/belt [65x12.7 C]	T168	
				TCK	TCK230	
STARWAGON [WA]	3.0L V6 [6G72-S4]	1994-05		TCK - Inc. Hyd. Ten. Hyd. Tensioner	TCKH230 GHT-18	
				T/belt [187x32 C]	T259	
				TCK	TCK259	
				TCK - Inc. Hyd. Ten. Hyd. Tensioner	TCKH259 GHT-01	
TREDIA	1.6L 4 Cyl. [4G32]	1982-87	Camshaft W/O - Balance Shaft	T/belt [120x19 C]	T093	
				TCK	TCK093	
			Camshaft W/ Balance Shaft	T/belt [122x19 C]	T089	
				Balance Shaft	T/belt [55x12.7 C]	T090
TREDIA	1.8L 4 Cyl. [4G37,4G62]	1982-87		TCK	TCK089B	
				T/belt [122x19 C]	T089	
				T/belt [55x12.7 C]	T090	
TREDIA	1.8L 4 Cyl. [4G37,4G62]	1982-87		TCK	TCK089B	
				T/belt [122x19 C]	T089	
				T/belt [55x12.7 C]	T090	
TRITON [ME,MF]	2.5L 4 Cyl. [4D56] Diesel Inc. Turbo	1986-89		T/belt [163x25.4 C]	T711	
				Balance Shaft	T/belt [83x19 C]	T092
				TCK	TCK711	
TRITON [MG]	2.5L 4 Cyl. [4D56] Diesel Inc. Turbo	1989-90		T/belt [163x25.4 C]	T711	
				Balance Shaft	T/belt [83x19 C]	T092
				TCK	TCK711	
TRITON [MG]	3.0L V6 [6G72]	1990-91		T/belt [149x25.4 C]	T139	
				TCK	TCK139	
TRITON [MH,MJ]	2.5L 4 Cyl. [4D56] Diesel Inc. Turbo	1990-5/93		T/belt [163x25.4 C]	T711	
				Balance Shaft	T/belt [83x19 C]	T092
				TCK	TCK711	
TRITON [MH,MJ]	2.5L 4 Cyl. [4D56] Diesel Inc. Turbo	6/93-96		T/belt [163x25.4 C]	T961	
				Balance Shaft	T/belt [99x19 C]	T724
				TCK	TCK961	
TRITON [MH,MJ]	3.0L V6 [6G72]	1990-96		T/belt [149x25.4 C]	T139	
				TCK	TCK139	
TRITON [MK]	2.4L 4 Cyl. [4G64-S4]	1996-06		T/belt [124x29 C]	T230	
				Balance Shaft	T/belt [65x12.7 C]	T168
					TCK	TCK230
				TCK - Inc. Hyd. Ten. Hyd. Tensioner	TCKH230 GHT-18	
				T/belt [187x32 C]	T259	
TRITON [MK]	3.0L V6 [6G72]	1996-06		TCK	TCK259	
				TCK - Inc. Hyd. Ten. Hyd. Tensioner	TCKH259 GHT-01	
				T/belt [124x29 C]	T230	
				Balance Shaft	T/belt [65x12.7 C]	T168
TRITON [ML, MN]	2.4L 4 Cyl. [4G64-S4]	2007-0n		T/belt [154x25.4 C]	T1602	
				Balance Shaft	T/belt [99x19 C]	T724
TRITON [ML, MN]	2.5L 4 Cyl. [4D56T] Diesel Inc. Turbo	2008-0n		T/belt [201x32 C]	T320	
				Balance Shaft	T/belt [99x19 C]	T724
TRITON [NS, NT]	3.5L V6 [6G74] VVT DOHC	2006-0n		T/belt [201x32 C]	T320	

Model	Engine	Year	Application Variation	Part Description	Part Number
MITSUBISHI CONTINUED					
V3000	3.0L V6 [Y72] SOHC	1988-93		T/belt [149x25.4 C] TCK	T139 TCK139
VERADA [KR,KS]	3.0L V6 [6G72]	1991-96		T/belt [149x25.4 C] TCK	T139 TCK139
VERADA [KE,KF]	3.5L V6 [6G74] SOHC	1997-99		T/belt [195x32 C] TCK TCK - Inc. Hyd. Ten. Hyd. Tensioner	T287 TCK287 TCKH287 GHT-01
VERADA [KE,KF]	3.5L V6 [6G74] DOHC	1997-99		T/belt [265x32 C]	T253
VERADA [KH,KJ,KL]	3.5L V6 [6G74] SOHC	1999-05		T/belt [195x32 C] TCK TCK - Inc. Hyd. Ten. Hyd. Tensioner	T287 TCK287 TCKH287 GHT-01
MG					
MG-F	1.8L 4 Cyl. [18K4F]	1997-8/98		T/belt [143x23 MC] TCK	T613 TCK613
		8/98-02		T/belt [145x26 MC] TCK	T1093 TCK1093
MG-F	1.8L 4 Cyl. [18K4K/18K4Y]	1997-02	Crankshaft Camshaft	T/belt [143x26 MC] T/belt [68x23 C] TCK	T1050 T1083 TCK1050A
TF	1.8L 4 Cyl. [18K4F] 88kw DOHC	2002-05	With Man. Tensioner With Auto Tensioner	T/belt [143x23 MC] TCK T/belt [145x26 MC] TCK	T613 TCK613 T1093 TCK1093
TF	1.8L 4 Cyl. [18K4K] 100kw & 118kw DOHC	2002-05	Crankshaft Camshaft	T/belt [68x23 C] T/belt [143x26 MC] TCK	T1083 T1050 TCK1050A
ZT / ZT-T	2.5L V6 [25K4F]	2002-05	Crankshaft Camshaft 1 Camshaft 2	T/belt [176x28 C] T/belt [58x22 C] T/belt [58x22 C] TCK	T327 T326 T326 TCK327
NISSAN (DATSUN)					
180SX	1.8L 4 Cyl. [CA18] DOHC Inc. Turbo	1985-95		T/belt [151x19 MC] T/belt - Racing [151x19 MC] TCK TCK Inc. Racing T/belt	T137 T137R TCK137 TCKR137
200SX	1.8L 4 Cyl. [CA18] DOHC	1985-95		T/belt [151x19 MC] T/belt - Racing [151x19 MC] TCK TCK Inc. Racing T/belt	T137 T137R TCK137 TCKR137
300	3.0L V6 [VG30] SOHC	1984-88		T/belt [133x25.4 T] TCK	T104 TCK104
300ZX	3.0L V6 [VG30E/T] SOHC Inc. Turbo	1986-89		T/belt [133x25.4 T] TCK	T104 TCK104
300ZX	3.0L V6 [VG30DE] DOHC Inc. Turbo	1989-12/93		T/belt [228x31.75 C] T/belt - Racing [228x31.75 C] TCK	T180 T180R TCK180
		1994-97		T/belt [228x31.75 C]	T251
AVENIR (W10, W11)	2.0L [CD20T] Diesel	1993-0n	Camshaft Injection Pump	T/belt [111x25.4 C] T/belt [111x25.4 C]	T278 T1045
AVENAIR	2.0L 4 Cyl. [CD20] Diesel	1993-95	Camshaft Injection Pump	T/belt [111x25.4 C] T/belt [76x19 C]	T278 T1099
BLUEBIRD	1.6L 4 Cyl. [CA16]	1984-91		T/belt [95x19 T] TCK	T100 TCK100
BLUEBIRD	1.8L 4 Cyl. [CA18] SOHC	1977-91		T/belt [95x19 T] TCK	T100 TCK100
BLUEBIRD	1.8L 4 Cyl. [CA18DE,DET] DOHC Inc Turbo	1977-91		T/belt [151x19 MC] T/belt - Racing [151x19 MC] TCK TCK Inc. Racing T/belt	T137 T137R TCK137 TCKR137

Model	Engine	Year	Application Variation	Part Description	Part Number
NISSAN [DATSUN] CONTINUED					
BLUEBIRD	2.0L 4 Cyl. [CA20E, CA20S]	1985-86		T/belt [98x19 T] TCK	T078 TCK078
BLUEBIRD	2.0L 4 Cyl. [CA20S]	1986-91	95 Tooth Belt	T/belt [95x19 T]	T100
			98 Tooth Belt	T/belt [98x19 T] TCK	T078 TCK078
BLUEBIRD	2.0L V6 [VG20E] SOHC	1984-88		T/belt [126x25.4 T]	T920
CEDRIC	2.0L 4 Cyl. [CA20]	1983-85		T/belt [98x19 T] TCK	T078 TCK078
				T/belt [126x25.4 T]	T920
CEDRIC	2.8L 4 Cyl. [RD28] Diesel	1985-88		T/belt [149x30 C] TCK	T928 TCK928
CEFIRO	2.0L [RB20E]	1988-92		T/belt [105x25.4 MC]	T1009
CEFIRO	2.0L & 2.5L [RB20DE/DET]	1988-0n		T/belt [141x25.4 MC] T/belt - Racing [141x25.4 MC]	T1040 T1040R
				T/belt [106x19 T] TCK	T077 TCK077
EXA	1.5L 4 Cyl. [E15E, -ET]	1983-86		T/belt [151x19 MC] T/belt - Racing [151x19 MC] TCK	T137 T137R TCK137
EXA	1.6L 4 Cyl. [CA16D] DOHC	1987		TCK Inc. Racing T/belt	TCKR137
				T/belt [151x19 MC] T/belt - Racing [151x19 MC] TCK	T137 T137R TCK137
EXA	1.8L 4 Cyl. [CA18DE] DOHC	1988-91		TCK Inc. Racing T/belt	TCKR137
				T/belt [151x19 MC] T/belt - Racing [151x19 MC] TCK	T137 T137R TCK137
FAIRLADY	2.0L V6 [VG20ET]	1983-86		T/belt [126x25.4 T]	T920
FAIRLADY	3.0L V6 [VG30ET]	1986-89		T/belt [133x25.4 T] TCK	T104 TCK104
				T/belt [95x19 T]	T100
GAZELLE	1.8L 4 Cyl. [CA18E,ET]	1983-86		T/belt [98x19 T] TCK	T078 TCK078
GAZELLE	2.0L 4 Cyl. [CA20]	1984-89		T/belt [106x19 T] TCK	T077 TCK077
LANGLEY	1.5L 4 Cyl. [E15ET,G]	1983-90		T/belt [151x19 MC] T/belt - Racing [151x19 MC] TCK	T137 T137R TCK137
				TCK Inc. Racing T/belt	TCKR137
LANGLEY	1.6L 4 Cyl. [CA16]	1986-88		T/belt [117x25.4 T] T/belt [76x19 T]	T096 T097
LANGLEY	1.7L 4 Cyl. [CD17] Diesel	1983-86	Camshaft	T/belt [117x25.4 C]	T886
			Injection Pump	T/belt [76x19 C]	T1099
LANGLEY	1.7L 4 Cyl. [CD17] Diesel	1986-0n	Camshaft	T/belt [117x25.4 C]	T886
LANGLEY	1.7L 4 Cyl. [CD17] Diesel	1986-0n	Injection Pump	T/belt [76x19 C]	T1099
LAUREL	1.5L 4 Cyl. [E15]	1983-86		T/belt [106x19 T]	T077
LAUREL	1.7L 4 Cyl. [CD17] Diesel	1983-85	Camshaft	T/belt [117x25.4 T]	T096
			Injection Pump	T/belt [76x19 T]	T097
LAUREL	1.8L 4 Cyl. [CA18]	1983-89		T/belt [95x19 T] TCK	T100 TCK100*
				T/belt [126x25.4 T]	T920
LAUREL	2.0L V6 [VG20T]	1984-89		T/belt [149x30 C] TCK	T928 TCK928
				T/belt [149x30 C] TCK	T1032 TCK1032
LAUREL	2.8L 6 Cyl. [RD28] Diesel	1986-9/94		TCK - Inc. Water Pump	TCKWP1032
				T/belt [133x25.4 T] TCK	T104 TCK104
LAUREL	3.0L V6 [VG30]	1984-87		T/belt [149x30 C] TCK	T928 TCK928
MAXIMA	2.8L 6 Cyl. [RD28T] Diesel	1995-96		T/belt [133x25.4 T] TCK	T104 TCK104A
MAXIMA	3.0L V6 [VG30E] SOHC	1990-6/93		T/belt [133x25.4 C] TCK	T249 TCK249
				T/belt [133x25.4 T] TCK	T104 TCK104A
NAVARA	3.0L V6 [VG30E] SOHC	1992-6/93		T/belt [133x25.4 C] TCK	T249 TCK249
				T/belt [133x25.4 T] TCK	T104 TCK104A
NAVARA	3.0L V6 [VG30E] SOHC	1992-6/93		T/belt [133x25.4 C] TCK	T249 TCK249
				T/belt [133x25.4 T] TCK	T104 TCK104A

T/belt [103x19 C] = 103 teeth, 19mm wide and Curvilinear tooth profile

 Tooth Profiles: **C**urvilinear, **T**rapezoidal & **M**odified **C**urvilinear

Model	Engine	Year	Application Variation	Part Description	Part Number			
NISSAN (DATSUN) CONTINUED								
NAVARA	3.3L V6 [VG33]	2001-06		T/belt [133x25.4 C] TCK	T249 TCK249			
PATHFINDER	3.0L V6 [VG30E] SOHC	1992-6/93		T/belt [133x25.4 T] TCK	T104 TCK104A			
		6/93-97		T/belt [133x25.4 C] TCK	T249 TCK249			
PATHFINDER	3.3L V6 [VG33] SOHC	1995-05		T/belt [133x25.4 C] TCK	T249 TCK249			
PATROL	2.8L 6 Cyl. [RD28T] Turbo Diesel	1992-8/95		T/belt [149x30 C] TCK	T928 TCK928			
PATROL	2.8L 6 Cyl. [RD28T] Turbo Diesel	8/95-00		T/belt [149x30 C] TCK TCK - Inc. Water Pump	T1032 TCK1032 TCKWP1032			
PATROL	3.0L 6 Cyl. [RB30]	1990-97		T/belt [115x25.4] TCK T/belt - Racing [115x25.4] TCK Inc. Racing T/belt	T175 TCK175A T175R TCK175B			
			PINTARA	2.0L 4 Cyl. [CA20]	1989-92		T/belt [98x19 T] TCK	T078 TCK078
			PRAIRIE	1.5L 4 Cyl. [E15]	1983-88		T/belt [106x19 T] TCK	T077 TCK077
			PRAIRIE	1.8L 4 Cyl. [CA18]	1982-88		T/belt [95x19 T] TCK	T100 TCK100*
PRAIRIE	2.0L 4 Cyl. [CA20S]	1985-90		T/belt [98x19 T] TCK	T078 TCK078			
PULSAR	1.3L 4 Cyl. [E13]	1983-86		T/belt [102x19 T] TCK	T085 TCK085*			
PULSAR	1.5L 4 Cyl. [E15E/S] Inc Turbo	1981-86		T/belt [106x19 T] TCK	T077 TCK077			
PULSAR	1.6L 4 Cyl. [E16]	1986-87		T/belt [106x19 T] TCK	T077 TCK077			
PULSAR	1.6L 4 Cyl. [16LF]	1987-91		T/belt [111x20 C]	T081			
PULSAR	1.6L 4 Cyl. [GA16DE] DOHC	1986-91		T/belt [151x19 MC] TCK T/belt - Racing [151x19 MC] TCK Inc. Racing T/belt	T137 TCK137 T137R TCKR137			
			PULSAR	1.7L 4 Cyl. [CD17] Diesel	1981-86	Camshaft Injection Pump	T/belt [117x25.4 T] T/belt [76x19 T]	T096 T097
			PULSAR	1.7L 4 Cyl. [CD17] Diesel	1987-91	Camshaft Injection Pump	T/belt [117x25.4 C] T/belt [76x19 C]	T886 T1099
			SENTRA	1.3L 4 Cyl. [E13]	1987-89		T/belt [102x19 T] TCK	T085 TCK085*
SENTRA	1.6L 4 Cyl. [E16]	1987-91		T/belt [106x19 T] TCK	T077 TCK077			
SENTRA	2.8L 6 Cyl. [RD28D] Diesel	1988-89	Camshaft & Injection Pump	T/belt [149x30 C] TCK	T928 TCK928			
SENTRA	3.0L 6 Cyl. [RB30]	1986-91		T/belt [115x25.4] T/belt - Racing [115x25.4] TCK TCK Inc. Racing T/belt	T175 T175R TCK175A TCK175B			
			SENTRA	2.0L 4 Cyl. [CD20] Diesel	1991-0n	Camshaft Injection Pump	T/belt [158x31.8 C] T/belt [101x19 C]	T931 T1019
			SILVIA	1.8L 4 Cyl. [CA18E, ET]	1980-87		T/belt [95x19 T] TCK	T100 TCK100*
			SILVIA	1.8L 4 Cyl. [CA18DE, DET]	1980-87		T/belt [151x19 MC] TCK T/belt - Racing [151x19 MC] TCK Inc. Racing T/belt	T137 TCK137 T137R TCKR137
SILVIA	2.0L 4 Cyl. [CA20]	1984-86		T/belt [98x19 T] TCK	T078 TCK078			
			SILVIA	2.0L 6 Cyl. [RB20E] SOHC	1993-98		T/belt [105x25.4 MC]	T1009

Model	Engine	Year	Application Variation	Part Description	Part Number
NISSAN (DATSUN) CONTINUED					
SKYLINE	3.0L 6 Cyl. [RB30]	1986-91		T/belt [115x25.4]	T175
				T/belt - Racing [115x25.4]	T175R
				TCK	TCK175A
				TCK Inc. Racing T/belt	TCK175B
SKYLINE	1.8L 4 Cyl. [CA18]	1981-87		T/belt [95x19 T]	T100
				TCK	TCK100*
SKYLINE	2.8L 6 Cyl. [RD28] Diesel	1985-89	Camshaft & Injection Pump	T/belt [149x30 C]	T928
				TCK	TCK928
SKYLINE [R31, R32, R33, R34]	2.0L [RB20E/ET]	1985-0n		T/belt [105x25.4 MC]	T1009
SKYLINE [R31, R32, R33, R34]	2.0L [RB20DE/DET]	1985-0n		T/belt [141x25.4 MC]	T1040
				T/belt - Racing [141x25.4 MC]	T1040R
SKYLINE [R31, R32, R33, R34]	2.5L [RB25DE/DET]	1991-0n		T/belt [141x25.4 MC]	T1040
				T/belt - Racing [141x25.4 MC]	T1040R
				TCK	TCK1040B
				TCK Inc. Racing T/belt	TCKR1040B
SKYLINE [R32, R33, R34]	2.6L [RB26DETT]	1989-0n		T/belt [141x25.4 MC]	T1040
				T/belt - Racing [141x25.4 MC]	T1040R
				TCK	TCK1040B
				TCK Inc. Racing T/belt	TCKR1040B
STANZA	1.6L & 1.8L 4 Cyl. [CA16 & CA18]	1983-85		T/belt [95x19 T]	T100
				TCK	TCK100*
SUNNY	1.3L 4 Cyl. [E13S]	1982-87		T/belt [102x19 T]	T085
				TCK	TCK085*
SUNNY	1.5L 4 Cyl. [E15]	1982-90		T/belt [106x19 T]	T077
				TCK	TCK077
SUNNY	1.7L 4 Cyl. [CD17] Diesel	1982-85	Camshaft	T/belt [117x25.4 C]	T886
		1982-85	Injection Pump	T/belt [76x19 C]	T1099
SUNNY	3.0L V6 [VG30]	1992		T/belt [133x25.4 T]	T104
				TCK	TCK104A
SUNNY VAN [Y10]	2.0L [CD20] Diesel	1991-0n	Injection Pump Upto 6/96	T/belt [76x19 C]	T1099
			Injection Pump From 6/96	T/belt [111x25.4 C]	T1045
			Camshaft	T/belt [111x25.4 C]	T278
TERRANO	3.0L V6 [VG30E] SOHC	1987-95		T/belt [133x25.4 T]	T104
TERRANO	3.3L V6 [VG33E]	1995-00		T/belt [133x25.4 C]	T249
				TCK	TCK249
VANETTE	2.0L 4 Cyl. [LD20] Diesel	1980-82	141 Tooth Belt	T/belt [141x30 C]	T888
				TCK	TCK888*
			143 Tooth Belt	T/belt [143x30 T]	T883
OPEL					
CALIBRA	2.0L 4 Cyl. [C20NE] SOHC	1993-95		T/belt [146x20 C]	T1022
				TCK	TCK1022*
CALIBRA	2.0L 4 Cyl. [C20XE]	1991-92		T/belt [141x24 C]	T860
				TCK	TCK860
		1993-95		T/belt [176x24 C]	T1057
				TCK	TCK1057
CALIBRA	2.0L 4 Cyl. [X20XE]	1994-97		T/belt [169x24 C]	T309
				TCK - Inc. Water Pump	TCKWP309
KADETT	1.8L 4 Cyl. [18E, SE]	1985-87		T/belt [111x20 C]	T869
KADETT	2.0L 4 Cyl. [20NE, SE]	1987-89		T/belt [111x20 C]	T869
KADETT	2.0L 4 Cyl. [20XE] DOHC	1988-89		T/belt [141x24 C]	T860
				TCK	TCK860
VECTRA	2.0L 4 Cyl. [20XE] DOHC 8 Valve	1990-95		T/belt [111x20 C]	T081
VECTRA	2.0L 4 Cyl. [20SE] SOHC	1990-7/92		T/belt [111x20 C]	T869
		8/92-95		T/belt [146x20 C]	T1022
				TCK	TCK1022*

T/belt [103x19 C] = 103 teeth, 19mm wide and Curvilinear tooth profile

 Tooth Profiles: **C**urvilinear, **T**rapezoidal & **M**odified **C**urvilinear

Model	Engine	Year	Application Variation	Part Description	Part Number
PEUGEOT					
106 [XR]	1.1L 4 Cyl. [TU1,TU1M,TU9]	1991-96		T/belt [104x17 C]	T911
106 [XS,XT]	1.4L 4 Cyl. [TU3FJ,TU3M,TU32]	1991-96	To CH # 50355042	T/belt [108x17 C]	T901
				TCK	TCK901*
			From CH # 50355043	T/belt [101x17 C]	T702
				TCK	TCK702*
205	1.4L 4 Cyl. [TU3]	1988-89		T/belt [108x17 C]	T901
				TCK	TCK901*
205	1.6L 4 Cyl. [XU5]	1987-91		T/belt [113x17 C]	T189
				TCK	TCK189*
		1992-94		T/belt [114x17 C]	T980
				TCK	TCK980
205	1.9L 4 Cyl. [XU9]	1987-91		T/belt [113x17 C]	T189
				TCK	TCK189*
		1992-94		T/belt [114x17 C]	T980
				TCK	TCK980
206	1.4L 4 Cyl. [TU3JP]	1999-07	Upto Eng. # 3666765	T/belt [108x17 C]	T901
				TCK	TCK901*
			From. # 3666767	T/belt [104x17 C]	T911
				TCK	TCK911A
206	1.6L 4 Cyl. [TU5JP] SOHC	1999-01		T/belt [101x17 C]	T702
				TCK	TCK702*
206	1.6L 4 Cyl. [TU5JP4] DOHC	2001-07	Upto Eng. #: 1806404	T/belt [134x25.4 C]	T1581
				TCK	TCK1581A
			From Eng. #: 1806405	T/belt [134x25.4 C]	T1581
				TCK	TCK1581B*
206	2.0L 4 Cyl. [EW10J4] DOHC	1999-07		T/belt [153x25.4 MC]	T1503
				TCK	TCK1503
207 [A7]	1.4L 4 Cyl. [ET3J4] DOHC	2007-0n		T/belt [178x24 C]	T1658
207 [A7]	1.4L 4 Cyl. [TU3AMPI] SOHC	2007-0n		T/belt [104x17 C]	T1629
207 [A7]	1.6L 4 Cyl. [DV6TED4] Turbo Diesel	2007-0n		T/belt [137x25 C]	T1608
				TCK - Inc. Water Pump	TCKWP1608
306	1.4L 4 Cyl. [TU3]	1993-95		T/belt [108x17 C]	T901
				TCK	TCK901*
306	1.8L 4 Cyl. [XU7JP]	1994-02		T/belt [114x17 C]	T980
				TCK	TCK980
306	1.8L 4 Cyl. [XU7JP4] DOHC	1997-02		T/belt [136x25.4 C]	T1504
				TCK	TCK1504C
306	1.9L 4 Cyl. [XUD9TE] Turbo Diesel	1994-97		T/belt [136x25.4 C]	T915
				TCK	TCK915B
306	2.0L 4 Cyl. SOHC [XU10J2] Eng.	1994-97		T/belt [114x17 C]	T980
				TCK	TCK980
306	2.0L 4 Cyl. DOHC [XU10J4] Eng.	1994-96		T/belt [134x25.4 C]	T737
				TCK	TCK737
306	2.0L 4 Cyl. DOHC [XU10J4R] Eng.	1996-02	w/ Man. Tensioner	T/belt [136x25.4 C]	T1504
				TCK	TCK1504A*
			w/ Auto Tensioner	T/belt [137x25.4 C]	T1583
				TCK	TCK1583
306	2.0L 4 Cyl. [DW10TD] Turbo Diesel Tensioner Kit	1997-07	1997-10/00	T/belt [141x25.4 C]	T1505
				TCK	TCK1505B*
307 [T5]	1.6L 4 Cyl. [TU5JP4]	2001-0n	Upto Eng. #: 1806404	T/belt [134x25.4 C]	T1581
				TCK	TCK1581A
			From Eng. #: 1806405	T/belt [134x25.4 C]	T1581
				TCK	TCK1581B*
307 [T5]	2.0L 4 Cyl. [EW10J4] 100kw	2001-0n		T/belt [153x25.4 MC]	T1503
				TCK	TCK1503
307 [T5]	2.0L 4 Cyl. [DW10TD]	2001-0n		T/belt [141x25.4 C]	T1505
				TCK	TCK1505
				TCK - Inc. Water Pump	TCKWP1505
307 [T5]	2.0L 4 Cyl. [EW10J4S] 130kw	2003-05		T/belt [153x25 MC]	T1605
				TCK	TCK1605
307 [T6]	1.6L 4 Cyl. [DV6TED4] Turbo Diesel	2005-0n		T/belt [137x25 C]	T1608
				TCK - Inc. Water Pump	TCKWP1608

Model	Engine	Year	Application Variation	Part Description	Part Number
PEUGEOT CONTINUED					
307 [T6]	2.0L 4 Cyl. [DW10BTE] 130kw	2005-0n		T/belt [116x25.4 C] TCK	T1603 TCK1603
308 [T7]	1.6L 4 Cyl. [DV6TED4] 80/82kw Turbo Diesel	2008-0n		T/belt [137x25 C] TCK - Inc. Water Pump	T1608 TCKWP1608
308	2.0L 4 Cyl. [DW10BTE] 130kw	2008-0n		T/belt [116x25.4 C] TCK	T1603 TCK1603
309	1.6L 4 Cyl.	1985-1/92		T/belt [113x17 C] TCK	T189 TCK189*
		1/92-93		T/belt [114x17 C] TCK	T980 TCK980
405	1.6L 4 Cyl. [XU5]	1987-1/92		T/belt [113x17 C] TCK	T189 TCK189*
		1/92-93		T/belt [114x17 C] TCK	T980 TCK980
405	1.9L 4 Cyl. [XU9] SOHC	1985-1/92		T/belt [113x17 C] TCK	T189 TCK189*
		1/92-93		T/belt [114x17 C] TCK	T980 TCK980
405	1.9L 4 Cyl. [XU9J4] DOHC	1989-93		T/belt [133x25.4 C] TCK	T188 TCK188*
405	1.9L 4 Cyl. [XUD9TE] Turbo Diesel	1993-96		T/belt [136x25.4 C] TCK	T915 TCK915B
405	2.0L 4 Cyl. [XU10J2]	1993-96		T/belt [114x17 C] TCK	T980 TCK980
405	2.0L 4 Cyl. [XU10J4]	1993-96		T/belt [134x25.4 C] TCK	T737 TCK737
406	2.0L 4 Cyl. [XU10J4R] DOHC	1995-12/04		T/belt [136x25.4 C] TCK	T1504 TCK1504A*
406	2.0L 4 Cyl. [EW10J4] DOHC	1999-04		T/belt [153x25.4 MC] TCK	T1503 TCK1503
406	2.0L 4 Cyl. [DW10TD] Turbo Diesel	1999-03		T/belt [141x25.4 C] TCK	T1505 TCK1505B*
406	2.1L 4 Cyl. [XUD11BTE] Turbo Diesel	1996-99		T/belt [149x25.4 C] TCK	T1051 TCK1051*
406	2.9L V6 [ES9J4]	1999-03		T/belt [259x32 C] TCK	T1596 TCK1596
407	2.0L 4 Cyl. [DW10BTE] DOHC	2004-0n		T/belt [116x25.4 C] TCK	T1603 TCK1603
407	2.2L 4 Cyl. [EW12J4]	2004-0n		T/belt [153x25.4 MC] TCK	T1503 TCK1503
407	2.7L V6 [DT17TED4] DTT	2006-0n	Camshaft Injector pump	T/belt [195x29 C] T/belt [85x20 C] TCK	T1616 T1617 TCK1616
407	3.0L V6 [ES9A] DOHC	2004-0n		T/belt [259x32 C] TCK	T1596 TCK1596
505	2.0L 4 Cyl. [ZEJ]	1980-88	To Eng. # 53472 From Eng. # 53473	T/belt [116x19 T] TCK T/belt [116x19 C] TCK	T018 TCK018B* T111 TCK111*
505	2.2L 4 Cyl. [ZDJK]	1984-93	From Eng. # 32028	T/belt [118x19 C] TCK	T140 TCK140
505	2.2L 4 Cyl. [ZDJL]		To Eng. # 30138 From Eng. # 30139	T/belt [118x19 T] T/belt [118x19 C] TCK	T069 T140 TCK140
607	3.0L V6 [ES9J4] DOHC	2001-07		T/belt [259x32 C] TCK	T1596 TCK1596
3008	1.6L 4 Cyl. [DV6TED4] 80/82kw Turbo Diesel	2010-0n		T/belt [137x25 C] TCK - Inc. Water Pump	T1608 TCKWP1608
PARTNER	1.6L 4 Cyl. [DV6BTE] 4/ DV6BUTED4] 55kw Turbo Diesel	2008-0n		T/belt [137x25 C] TCK - Inc. Water Pump	T1608 TCKWP1608
PARTNER	1.6L 4 Cyl. [DV6TED4/ DV6ATED4/ DV6AUTED4] 66kw Turbo Diesel	2008-0n		T/belt [137x25 C] TCK - Inc. Water Pump	T1608 TCKWP1608

Model	Engine	Year	Application Variation	Part Description	Part Number
PONTIAC					
LEMANS	1.5L 4 Cyl.	1988-92		T/belt [104x17 C]	T148
LEMANS	2.0L 4 Cyl.	1988-89		T/belt [111x20 C]	T081
LEMANS	2.0L 4 Cyl.	1990-92		T/belt [125x20 C]	T163
PORSCHE					
911 CARRERA	2.7L 6 Cyl.	1973-77	Injection Pump	T/belt [80x16 T]	T072
911	3.3L 6 Cyl.	1977-85	Turbo Air Pump	T/belt [70x15.88 T]	T213
911	3.6L 6 Cyl.	1994-0n	Turbo Air Pump	T/belt [70x15.88 T]	T213
		1990-94	Turbo Power Steering	T/belt [78x20 C]	T222
924	2.0L 4 Cyl. Inc. Turbo	1977-82		T/belt [121x18 T]	T017
				TCK	TCK017
924	2.5L 6 Cyl.	1986-88	Camshaft	T/belt [117x19 C]	T107
			Balance Shaft	T/belt [110x15 C TP]	T293
928	4.5L V8	1980-81		T/belt [219x25.4 T]	T109
		1982-84		T/belt [219x25.4 C]	T196
928	5.0L V8	1986-91		T/belt [219x25.4 C]	T196
928	4.7L V8	1978-81		T/belt [219x25.4 T]	T109
		1982-85		T/belt [219x25.4 C]	T196
928	5.0L V8	1987-91		T/belt [219x25.4 C]	T196
928	5.4L V8	1992-95		T/belt [219x25.4 C]	T196
930	3.3L 6 Cyl.	1975-77	Turbo Air Pump	T/belt [70x15.88 T]	T213
944	2.5L 4 Cyl. Inc. Turbo	1982-91	Camshaft	T/belt [117x19 C]	T107
			Balance Shaft	T/belt [110x15 C TP]	T293
944	2.5L 4 Cyl. 16v	1987-92	Camshaft	T/belt [119x25.4 MC]	T152
			Balance Shaft	T/belt [110x15 C TP]	T293
944	3.0L 4 Cyl.	1987-91	Camshaft	T/belt [119x25.4 MC]	T152
			Balance Shaft	T/belt [110x15 C TP]	T293
968	3.0L 4 Cyl.	1991-95	Camshaft	T/belt [119x25.4 MC]	T152
			Balance Shaft	T/belt [110x15 C TP]	T293
PROTON					
GEN 2	1.6L 4 Cyl. [S4P]	2004-0n		T/belt [144x25 C]	T1587
JUMBUCK	1.5L 4 Cyl. [4G15P] SOHC	2003-0n		T/belt [92x22 C]	T191
				TCK	TCK191B
M21	1.8L 4 Cyl. [4G93] DOHC	1997-99		T/belt [156x29 C]	T935
				T/belt - Racing [156x29 C]	T935R
				TCK	TCK935
PERSONA	1.3L 4 Cyl. SOHC	1995-05		T/belt [92x22 C]	T191
				T/belt - Racing [92x22 C]	T191R
				TCK	TCK191A
PERSONA	1.5L 4 Cyl. [4G15P]	1995-05		T/belt [92x22 C]	T191
				T/belt - Racing [92x22 C]	T191R
				TCK	TCK191B
PERSONA	1.6L 4 Cyl. [4G92P]	1995-05		T/belt [117x29 C]	T889
				T/belt - Racing [117x29 C]	T889R
				TCK	TCK889
PERSONA	1.6L 4 Cyl. [4G92P]	1994-0n		T/belt [121x29 C]	T201
SAGA	1.3L 4 Cyl. [4G13]	6/90-96		T/belt [92x22 C]	T191
				T/belt - Racing [92x22 C]	T191R
				TCK	TCK191A
SAGA	1.5L 4 Cyl. [4G15]	1987-6/90		T/belt [92x19 C]	T128
				TCK	TCK128
		6/90-96		T/belt [92x22 C]	T191
				T/belt - Racing [92x22 C]	T191R
				TCK	TCK191A
SATRIA	1.3L 4 Cyl. SOHC	1997-05		T/belt [92x22 C]	T191
				T/belt - Racing [92x22 C]	T191R
				TCK	TCK191A
SATRIA	1.5L 4 Cyl. SOHC	1997-05		T/belt [92x22 C]	T191
				T/belt - Racing [92x22 C]	T191R
				TCK	TCK191A
SATRIA	1.6L 4 Cyl. SOHC	1997-05		T/belt [117x29 C]	T889
				T/belt - Racing [117x29 C]	T889R
				TCK	TCK889

Model	Engine	Year	Application Variation	Part Description	Part Number
PROTON CONTINUED					
SATRIA	1.8L 4 Cyl. DOHC	1997-05		T/belt [156x29 C]	T935
				T/belt - Racing [156x29 C]	T935R
				TCK	TCK935
SAVVY (BT)	1.2L 4 Cyl. [S4P11]	2006-0n		T/belt [95x23.4 C]	T1577
WIRA	1.3L 4 Cyl. SOHC	1995-05		T/belt [92x22 C]	T191
				T/belt - Racing [92x22 C]	T191R
				TCK	TCK191A
WIRA	1.5L 4 Cyl. [4G15P]	1995-05		T/belt [92x22 C]	T191
				T/belt - Racing [92x22 C]	T191R
				TCK	TCK191A
WIRA	1.6L 4 Cyl. [4G92P]	1995-05		T/belt [117x29 C]	T889
				T/belt - Racing [117x29 C]	T889R
				TCK	TCK889
WAJA	1.6L 4 Cyl. [4G18P]	2001-0n		T/belt [109x25.4 C]	T1353
RENAULT					
19	1.7L 4 Cyl. [F3N] SOHC	1991-96		T/belt [125x19 C]	T834
				TCK	TCK834
CLIO	1.4L [E7J]	1998-0n		T/belt [96x17 C]	T1095
CLIO	1.4L [K4J] 16v - Exclude Eng. K4J750	1999-0n		T/belt [132x27 C]	T1095
				TCK	TCK1095
				TCK - Inc. Water Pump	TCKWP1095
CLIO	1.4L 4 Cyl. [K4J] DOHC	2001-0n		T/belt [132x27 C]	T1095
				TCK	TCK1095
CLIO	1.6L [K7M]	1998-0n		T/belt [96x17 C]	T1089
CLIO	1.6L [K4M] DOHC	1998-0n		T/belt [132x27 C]	T1095
				TCK	TCK1095
				TCK - Inc. Water Pump	TCKWP1095
CLIO	1.6L 4 Cyl. [K4M] DOHC	2001-0n		T/belt [132x27 C]	T1095
				TCK	TCK1095
CLIO	2.0L 4 Cyl. [F4RD] DOHC	2001-0n		T/belt [128x27 C]	T1284
				TCK	TCK1284
ESPACE	2.0L 4 Cyl. [J6R]	1985-90		T/belt [116x19 C]	T111
				TCK	TCK111*
FUEGO	2.0L 4 Cyl. [J6R]	1984-88		T/belt [116x19 C]	T111
				TCK	TCK111*
KANGOO [X76]	1.6L 4 Cyl. [K4M] DOHC	2004-0n		T/belt [132x27 C]	T1095
				TCK	TCK1095
				TCK - Inc. Water Pump	TCKWP1095
LAGUNA	2.0L 4 Cyl. [N7Q]	1995-97		T/belt [148x23 C]	T252
				TCK	TCK252*
LAGUNA	2.0L 4 Cyl. [F4R]	2002-0n		T/belt [126x27 C]	T1565
				TCK	TCK1565
LAGUNA	2.2L 4 Cyl. [G9T706]	2006-0n		T/belt [89x25 C]	T1582
				TCK	TCK1582
LAGUNA	2.9L V6 [L7X731] DOHC	2002-0n		T/belt [259x32 C]	T1596
				TCK	TCK1596
MASTER [X70]	2.5L 4 Cyl. [G9U750] Turbo Diesel	2004-0n		T/belt [89x25 C]	T1582
				TCK	TCK1582
MEGANE	1.6L 4 Cyl. [K4M] DOHC	1999-0n		T/belt [132x27 C]	T1095
				TCK	TCK1095
				TCK - Inc. Water Pump	TCKWP1095
MEGANE	2.0L 4 Cyl. [F3R] SOHC	1996-00		T/belt [127x19 C]	T995
				TCK	TCK995*
MEGANE II	2.0L 4 Cyl. [F4R770] DOHC	2003-0n		T/belt [126x27 C]	T1565
				TCK	TCK1565
MEGANE II	1.9L 4 Cyl. [F9QJ803]	2007-0n		T/belt [133x26 C]	T1634
R5, R11	1.7L 4 Cyl. [F3N]	1988-94		T/belt [125x19 C]	T834
				TCK	TCK834
R19	1.7L 4 Cyl. [F3P]	1989-96		T/belt [125x19 C]	T834
				TCK	TCK834
R20	1.8L 4 Cyl. [B18]	1995-96		T/belt [125x19 C]	T834
				TCK	TCK834

Model	Engine	Year	Application Variation	Part Description	Part Number
RENAULT CONTINUED					
SCENIC	1.6L 4 Cyl. [K4M]	2001-0n		T/belt [132x27 C]	T1095
				TCK	TCK1095
				TCK - Inc. Water Pump	TCKWP1095
SCENIC	1.9L 4 Cyl. [F9Q] DOHC Turbo Diesel	2007-10		T/belt [133x26 C]	T1634
SCENIC	2.0L 4 Cyl. [F4R]	2001-05		T/belt [128x27 C]	T1284
				TCK	TCK1284
SCENIC	2.0L 4 Cyl. [F4R770]	2005-0n		T/belt [126x27 C]	T1565
				TCK	TCK1565
TRAFIC	1.9L 4 Cyl. [F9Q] Diesel	2004-0n		T/belt [132x26 C]	T1558
ROVER					
75	2.5L V6 [25K4F] DOHC	2001-0n	Crankshaft	T/belt [176x28 C]	T327
			Camshaft 1	T/belt [58x22 C]	T326
			Camshaft 2	T/belt [58x22 C]	T326
				TCK	TCK327
216	1.6L 4 Cyl. [D16A7] SOHC	1990-94		T/belt [107x24 C]	T145
				T/belt - Racing [107x24 C]	T145R
220	2.0L 4 Cyl. [20HD-T16]	1991-95		T/belt [132x23 C]	T704
416i	1.6L 4 Cyl. [D16A3]	1986-89		T/belt [124x24 C]	T142
				TCK	TCK142
418	1.8L 4 Cyl. [XUDDT] Turbo Diesel	1993-95		T/belt [136x25.4 C]	T915
				TCK	TCK915B
420	2.0L 4 Cyl. [20HD-T16]	1991-95		T/belt [132x23 C]	T704
820	2.0L 4 Cyl. [20HD] DOHC	1987-91		T/belt [157x23 C]	T874
825si	2.5L V6	1987-88		T/belt [192x28 C]	T129
				TCK	TCK129
827si	2.7L V6	1988-92		T/belt [192x28 C]	T129
				TCK	TCK129
2600	2.6L	1977-84		T/belt [102x20.5 T]	T875
QUINTET	1.6L 4 Cyl.	1983-86		T/belt [95x19 T]	T041
SAAB					
9 3	1.9L 4 Cyl. [Z19DTH]	2007-0n		T/belt [199x24 C]	T1615
9 5	3.0L V6 DOHC Turbo	1997-01	Upto Eng. #: 578511	T/belt [225x30 MC]	T285
				TCK	TCK285B
			From Eng. #: 578512	T/belt [225x30 MC]	T285
				TCK	TCK285C
900	2.5L V6 [B258] DOHC	1994-98		T/belt [225x30 MC]	T285
				TCK	TCK285A
9000	3.0L V6	1995-97		T/belt [225x30 MC]	T285
				TCK	TCK285A
SEAT					
CORDOBA	1.6L 4 Cyl. [AEE]	1998-99		T/belt [137x19 MC]	T1069
				TCK	TCK1069
CORDOBA	1.6L 4 Cyl. [AFT]	1998-99		T/belt 121x18 MC]	T260
				TCK	TCK260B*
CORDOBA	1.6L 4 Cyl. [ALM]	1999-01		T/belt [137x19 MC]	T1069
				TCK	TCK1069
CORDOBA	1.8L 4 Cyl. [ABS/ADZ]	1995-0n		T/belt [121x18 T]	T017
				TCK	TCK017
IBIZA	1.4L 4 Cyl. [ABD]	1995-97		T/belt [128x19 C]	T760
IBIZA	2.0L 4 Cyl. [2E]	1995-9/98		T/belt [124x18 MC]	T262
				TCK	TCK262
IBIZA	2.0L 4 Cyl. [ABF] DOHC	10/98-99		T/belt [151x25 MC]	T790
				TCK	TCK790B*
TOLEDO	2.0L 4 Cyl. [2E] SOHC	1995-99		T/belt [124x18 MC]	T262
				TCK	TCK262
TOLEDO	2.0L 4 Cyl. [ABF] DOHC	1995-99		T/belt [151x25 MC]	T790
				TCK	TCK790B*
SKODA					
OCTAVIA	1.9L 4 Cyl. [BXE/BKC] Turbo Diesel	2007-0n		T/belt [120x30 C]	T1547
OCTAVIA	2.0L 4 Cyl. [BKD/BMN] Turbo Diesel	2007-0n		T/belt [141x30 MC]	T1604
OCTAVIA	2.0L 4 Cyl. [BWA] Inc. Turbo	2007-0n		T/belt [148x23 C]	T334
ROOMSTER	1.9L 4 Cyl. [BSW] Turbo Diesel	2007-0n		T/belt [120x30 C]	T1547

Shaded Grey Lines = NZ/Imported Vehicles

TCK = Timing Component Kits

* = Timing Component Kit do not include engine seals

Model	Engine	Year	Application Variation	Part Description	Part Number
SUBARU					
ACE	665cc 2 Cyl.	1989-93		T/belt [88x19 T]	T070
ALCYONE	1.8L 4 Cyl. [EA82]	1985-89	Camshaft LH	T/belt [119x19 MC]	T299
			Camshaft RH	T/belt [98x19 MC]	T300
				TCK	TCK299
BRUMBY	1.8L 4 Cyl. [EA82]	1980-94	Camshaft LH	T/belt [119x19 MC]	T299
			Camshaft RH	T/belt [98x19 MC]	T300
				TCK	TCK299
DOMINGO [KJ5,6,8]	1.0L 4 Cyl. [EF10]	1983-91		T/belt [88x19 T]	T070
FIORI	758cc 4 Cyl. [EN08]	1989-92	107 Tooth Belt	T/belt [107x16 C]	T963
			109 Tooth Belt	T/belt [109x16 C]	T962
FORESTER	2.0L 4 Cyl. [EJ20] DOHC Turbo	1998-00	Auto. Trans.	T/belt [281x30 C]	T277
				TCK - Inc. Hyd. Ten.	TCKH277B
				Hyd. Tensioner	GHT-09
			Man. Trans.	T/belt [281x30 C]	T277
				TCK - Inc. Hyd. Ten. & Tool	TCKHT277B
				Hyd. Tensioner	GHT-09
FORESTER	2.0L 4 Cyl. [EJ20] DOHC Turbo	2000-02	Auto. Trans.	T/belt [281x30 C]	T277
				T/belt - Racing [281x30 C]	T277R
				TCK - Inc. Hyd. Ten.	TCKH277
				TCK - Inc. Hyd. Ten. & Racing T/belt	TCKHR277
				Hyd. Tensioner	GHT-09
			Man. Trans.	T/belt [281x30 C]	T277
				T/belt - Racing [281x30 C]	T277R
				TCK - Inc. Hyd. Ten.	TCKHT277
				TCK - Inc. Hyd. Ten., Racing T/belt & Tool	TCKHRT277
				Hyd. Tensioner	GHT-09
FORESTER	2.0L 4 Cyl. [EJ20] SOHC	1997-8/98	Auto. Trans.	T/belt [211x30 C]	T172
				TCK - Inc. Hyd. Ten.	TCKH172
				Hyd. Tensioner	GHT-09
			Man. Trans.	T/belt [211x30 C]	T172
				TCK - Inc. Hyd. Ten. & Tool	TCKHT172
				Hyd. Tensioner	GHT-09
FORESTER	2.0L 4 Cyl. [EJ20] SOHC	8/98-02	Auto. Trans.	T/belt [223x27 C]	T304
				T/belt - Racing [223x27 C]	T304R
				TCK - Inc. Hyd. Ten.	TCKH304
				TCK - Inc. Hyd. Ten. & Racing T/belt	TCKH304R
				Hyd. Tensioner	GHT-09
			Man. Trans.	T/belt [223x27 C]	T304
				T/belt - Racing [223x27 C]	T304R
				TCK - Inc. Hyd. Ten. & Tool	TCKHT304
				TCK - Inc. Hyd. Ten., Racing T/belt & Tool	TCKHRT304
				Hyd. Tensioner	GHT-09
FORESTER	2.0L 4 Cyl. [EJ20] SOHC	8/98-02		T/belt [223x27 C]	T304
				T/belt - Racing [223x27 C]	T304R
				TCK - Inc. Hyd. Ten. & Racing T/belt	TCKH304R
				Hyd. Tensioner	GHT-09
FORESTER	2.5L 4 Cyl. [EJ25] SOHC	2002-08	Auto. Trans.	T/belt [223x27 C]	T304
				TCK - Inc. Hyd. Ten.	TCKH304
				Hyd. Tensioner	GHT-09
			Man. Trans.	T/belt [223x27 C]	T304
				T/belt - Racing [223x27 C]	T304R
				TCK - Inc. Hyd. Ten. & Tool	TCKHT304
				TCK - Inc. Hyd. Ten., Racing T/belt & Tool	TCKHRT304
				Hyd. Tensioner	GHT-09

Model	Engine	Year	Application Variation	Part Description	Part Number
SUBARU CONTINUED					
FORESTER	2.5L 4 Cyl. [EJ25] DOHC	2002-On	Auto. Trans.	T/belt [281x30 C]	T277
				T/belt - Racing [281x30 C]	T277R
				TCK - Inc. Hyd. Ten.	TCKH277
				TCK - Inc. Hyd. Ten. & Racing T/belt	TCKHR277
				Hyd. Tensioner	GHT-09
			Man. Trans.	T/belt [281x30 C]	T277
				T/belt - Racing [281x30 C]	T277R
				TCK - Inc. Hyd. Ten. & Tool	TCKHT277
				TCK - Inc. Hyd. Ten., Racing T/belt & Tool	TCKHRT277
				Hyd. Tensioner	GHT-09
HI-ROOF	665cc 2 Cyl. [EK42]	1984-85		T/belt [88x19 T]	T070
IMPREZA	1.5L 4 Cyl. [EJ15]	1994-00		T/belt [223x27 C]	T304
IMPREZA	1.6L 4 Cyl. [EJ16]	1993-98	Auto. Trans.	T/belt [211x30 C]	T254
				T/belt - Racing [211x30 C]	T254R
				TCK	TCK254
				TCK - Inc. Hyd. Ten.	TCKH254
				TCK - Inc. Water Pump	TCKWP254
				TCK - Inc. Hyd. Ten. & Racing T/belt	TCKHR254
				Hyd. Tensioner	GHT-20
			Man. Trans.	T/belt [211x30 C]	T254
				TCK - Inc. Tool	TCKT254
				TCK - Inc. Hyd. Ten. & Tool	TCKHT254
				TCK - Inc. Water Pump & Tool	TCKWPT254
				Hyd. Tensioner	GHT-20
IMPREZA	1.8L 4 Cyl. [EJ18]	1993-98	Auto. Trans.	T/belt [211x30 C]	T254
				T/belt - Racing [211x30 C]	T254R
				TCK	TCK254
				TCK - Inc. Hyd. Ten.	TCKH254
				TCK - Inc. Water Pump	TCKWP254
				TCK - Inc. Hyd. Ten. & Racing T/belt	TCKHR254
				Hyd. Tensioner	GHT-20
		1993-98	Man. Trans.	T/belt [211x30 C]	T254
				T/belt - Racing [211x30 C]	T254R
				TCK - Inc. Tool	TCKT254
				TCK - Inc. Hyd. Ten. & Tool	TCKHT254
				TCK - Inc. Water Pump & Tool	TCKWPT254
				Hyd. Tensioner	GHT-20
IMPREZA	1.8L 4 Cyl. [EJ18]	1993-98		T/belt [211x30 C]	T254
				T/belt - Racing [211x30 C]	T254R
				TCK	TCK254
				TCK - Inc. Hyd. Ten.	TCKH254
				TCK - Inc. Hyd. Ten. & Racing T/belt	TCKHR254
				Hyd. Tensioner	GHT-20
IMPREZA	2.0L 4 Cyl. [EJ20] SOHC	1996-12/96	Auto. Trans.	T/belt [211x30 C]	T254
				T/belt - Racing [211x30 C]	T254R
				TCK	TCK254
				TCK - Inc. Hyd. Ten.	TCKH254
				TCK - Inc. Water Pump	TCKWP254
				TCK - Inc. Hyd. Ten. & Racing T/belt	TCKHR254
				Hyd. Tensioner	GHT-20
			Man. Trans.	T/belt [211x30 C]	T254
				TCK - Inc. Tool	TCKT254
				TCK - Inc. Hyd. Ten. & Tool	TCKHT254
				TCK - Inc. Water Pump & Tool	TCKWPT254
				Hyd. Tensioner	GHT-20

Model	Engine	Year	Application Variation	Part Description	Part Number
SUBARU CONTINUED					
IMPREZA	2.0L 4 Cyl. [EJ20] SOHC	1996-12/96		T/belt [211x30 C]	T254
				T/belt - Racing [211x30 C]	T254R
				TCK	TCK254
				TCK - Inc. Hyd. Ten.	TCKH254
				TCK - Inc. Hyd. Ten. & Racing T/belt	TCKHR254
				Hyd. Tensioner	GHT-20
IMPREZA	2.0L 4 Cyl. [EJ20] SOHC	1997-09/98	Auto. Trans.	T/belt [211x30 C]	T172
				TCK - Inc. Hyd. Ten.	TCKH172
				Hyd. Tensioner	GHT-09
			Man. Trans.	T/belt [211x30 C]	T172
				TCK - Inc. Hyd. Ten. & Tool	TCKHT172
				Hyd. Tensioner	GHT-09
IMPREZA	2.0L 4 Cyl. [EJ20] SOHC	8/98-0n	Auto. Trans.	T/belt [223x27 C]	T304
				T/belt - Racing [223x27 C]	T304R
				TCK - Inc. Hyd. Ten.	TCKH304
				TCK - Inc. Hyd. Ten. & Racing T/belt	TCKH304R
				Hyd. Tensioner	GHT-09
		8/98-0n	Man. Trans.	T/belt [223x27 C]	T304
				T/belt - Racing [223x27 C]	T304R
				TCK - Inc. Hyd. Ten. & Tool	TCKHT304
				TCK - Inc. Hyd. Ten., Racing T/belt & Tool	TCKHRT304
				Hyd. Tensioner	GHT-09
IMPREZA	2.0L 4 Cyl. [EJ20] DOHC Inc Turbo	1994-02/98	Auto. Trans.	T/belt [281x30 C]	T277
				T/belt [281x30 C]	T277
				TCK	TCK277C
				TCK - Inc. Hyd. Ten.	TCKH277C
				Hyd. Tensioner	GHT-20
		1994-02/98	Man. Trans.	T/belt [281x30 C]	T277
				T/belt [281x30 C]	T277
				TCK - Inc. Tool	TCKT277C
				TCK - Inc. Hyd. Ten. & Tool	TCKHT277C
				Hyd. Tensioner	GHT-20
IMPREZA	2.0L 4 Cyl. [EJ20] DOHC Inc Turbo	03/98-00	Auto. Trans.	T/belt [281x30 C]	T277
				TCK - Inc. Hyd. Ten.	TCKH277B
				Hyd. Tensioner	GHT-09
		03/98-00	Man. Trans.	T/belt [281x30 C]	T277
				TCK - Inc. Hyd. Ten. & Tool	TCKHT277B
				Hyd. Tensioner	GHT-09
IMPREZA	2.0L 4 Cyl. [EJ20] DOHC Inc Turbo	2000-0n	Auto. Trans.	T/belt [281x30 C]	T277
				T/belt - Racing [281x30 C]	T277R
				TCK - Inc. Hyd. Ten.	TCKH277
				TCK - Inc. Hyd. Ten. & Racing T/belt	TCKHR277
				Hyd. Tensioner	GHT-09
			Man. Trans.	T/belt [281x30 C]	T277
				T/belt - Racing [281x30 C]	T277R
				TCK - Inc. Hyd. Ten. & Tool	TCKHT277
				TCK - Inc. Hyd. Ten. & Racing T/belt	TCKHR277
				Hyd. Tensioner	GHT-09
IMPREZA	2.5L 4 Cyl. [EJ25] SOHC	2001-09/05	Auto. Trans.	T/belt [223x27 C]	T304
				T/belt - Racing [223x27 C]	T304R
				TCK - Inc. Hyd. Ten.	TCKH304
				TCK - Inc. Hyd. Ten. & Racing T/belt	TCKH304R
				Hyd. Tensioner	GHT-09
			Man. Trans.	T/belt [223x27 C]	T304
				T/belt - Racing [223x27 C]	T304R
				TCK - Inc. Hyd. Ten. & Tool	TCKHT304
				TCK - Inc. Hyd. Ten., Racing T/belt & Tool	TCKHRT304
				Hyd. Tensioner	GHT-09

Model	Engine	Year	Application Variation	Part Description	Part Number
SUBARU CONTINUED					
IMPREZA	2.5L 4 Cyl. [EJ25] DOHC	2004-On	Auto. Trans.	T/belt [281x30 C]	T277
				T/belt - Racing [281x30 C]	T277R
				TCK - Inc. Hyd. Ten.	TCKH277
				TCK - Inc. Hyd. Ten. & Racing T/belt	TCKHR277
				Hyd. Tensioner	GHT-09
			Man. Trans.	T/belt [281x30 C]	T277
				T/belt - Racing [281x30 C]	T277R
				TCK - Inc. Hyd. Ten. & Tool	TCKHT277
				TCK - Inc. Hyd. Ten., Racing T/belt & Tool	TCKHRT277
				Hyd. Tensioner	GHT-09
JUSTY	1.0L 3 Cyl. [EF10]	1984-95		T/belt [88x19 T]	T070
JUSTY	1.2L 4 Cyl. [EF12]	1984-92		T/belt [211x30 C]	T254
				T/belt - Racing [211x30 C]	T254R
				TCK	TCK254
				TCK - Inc. Hyd. Ten.	TCKH254
				TCK - Inc. Hyd. Ten. & Racing T/belt	TCKHR254
				Hyd. Tensioner	GHT-20
LEGACY	2.0L 4 Cyl. [EJ20] SOHC	1998-00	Auto. Trans.	T/belt [211x30 C]	T172
				TCK - Inc. Hyd. Ten.	TCKH172
				Hyd. Tensioner	GHT-09
			Man. Trans.	T/belt [211x30 C]	T172
				TCK - Inc. Hyd. Ten. & Tool	TCKHT172
				Hyd. Tensioner	GHT-09
LEGACY	2.0L 4 Cyl. [EJ20] SOHC	2003-09	Auto. Trans.	T/belt [223x27 C]	T304
				T/belt - Racing [223x27 C]	T304R
				TCK - Inc. Hyd. Ten.	TCKH304
				TCK - Inc. Hyd. Ten. & Racing T/belt	TCKH304R
				Hyd. Tensioner	GHT-09
			Man. Trans.	T/belt [223x27 C]	T304
				TCK - Inc. Hyd. Ten. & Tool	TCKHT304
				Hyd. Tensioner	GHT-09
LEGACY	2.0L 4 Cyl. [EJ20] DOHC	1989-95		T/belt [281x30 C]	T277
LEGACY	2.0L 4 Cyl. [EJ20] DOHC	1995-3/98	Auto. Trans.	TCK	TCK277C
				TCK - Inc. Hyd. Ten.	TCKH277C
				Hyd. Tensioner	GHT-20
				T/belt [281x30 C]	T277
LEGACY	2.0L 4 Cyl. [EJ20] DOHC	1995-3/98	Auto. Trans.	TCK	TCK277C
				TCK - Inc. Hyd. Ten.	TCKH277C
				Hyd. Tensioner	GHT-20
				T/belt [281x30 C]	T277
		1995-3/98	Man. Trans.	TCK - Inc. Tool	TCKT277C
				TCK - Inc. Hyd. Ten. & Tool	TCKHT277C
				Hyd. Tensioner	GHT-20
LEGACY	2.0L 4 Cyl. [EJ20] DOHC Inc. Turbo	1998-00	Auto. Trans.	T/belt [281x30 C]	T277
				TCK - Inc. Hyd. Ten.	TCKH277B
				TCK - Inc. Hyd. Ten. & Tool	TCKHT277B
				Hyd. Tensioner	GHT-09
				T/belt [281x30 C]	T277
			Auto. Trans. [Inc. Small 31mm Diameter Idler]	T/belt - Racing [281x30 C]	T277R
				TCK - Inc. Hyd. Ten.	TCKH277
				TCK - Inc. Hyd. Ten. & Tool	TCKHT277
				TCK - Inc. Hyd. Ten. & Racing T/belt	TCKHR277
				Hyd. Tensioner	GHT-09
LEGACY	2.5L 4 Cyl. [EJ25] SOHC	1994-96		T/belt [211x30 C]	T254
				T/belt - Racing [211x30 C]	T254R
				TCK	TCK254
				TCK - Inc. Water Pump	TCKWP254
				TCK - Inc. Hyd. Ten.	TCKH254
				TCK - Inc. Hyd. Ten. & Racing T/belt	TCKHR254
				Hyd. Tensioner	GHT-20

Model	Engine	Year	Application Variation	Part Description	Part Number			
SUBARU CONTINUED								
LEGACY	2.5L 4 Cyl. [EJ25] SOHC	1996-00	Auto. Trans.	T/belt [211x30 C]	T254			
				T/belt - Racing [211x30 C]	T254R			
				TCK	TCK254			
				TCK - Inc. Hyd. Ten.	TCKH254			
				TCK - Inc. Water Pump	TCKWP254			
				TCK - Inc. Hyd. Ten. & Racing T/belt	TCKHR254			
				Hyd. Tensioner	GHT-20			
			Man. Trans.	T/belt [211x30 C]	T254			
				TCK - Inc. Tool	TCKT254			
				TCK - Inc. Hyd. Ten. & Tool	TCKHT254			
TCK - Inc. Water Pump & Tool	TCKWPT254							
LEGACY	2.5L 4 Cyl. [EJ25] SOHC	2000-0n	Auto. Trans.	T/belt [223x27 C]	T304			
				T/belt - Racing [223x27 C]	T304R			
				TCK - Inc. Hyd. Ten.	TCKH304			
				TCK - Inc. Hyd. Ten. & Racing T/belt	TCKH304R			
				Hyd. Tensioner	GHT-09			
			Man. Trans.	T/belt [223x27 C]	T304			
				TCK - Inc. Hyd. Ten. & Tool	TCKHT304			
				Hyd. Tensioner	GHT-09			
			LEGACY	2.5L 4 Cyl. [EJ25] DOHC Inc. Turbo	1994-96	Auto. Trans.	T/belt [281x30 C]	T277
							TCK	TCK277C
TCK - Inc. Hyd. Ten.	TCKH277C							
Hyd. Tensioner	GHT-20							
Man. Trans.	T/belt [281x30 C]	T277						
	TCK - Inc. Tool	TCKT277C						
	TCK - Inc. Hyd. Ten. & Tool	TCKHT277C						
	Hyd. Tensioner	GHT-20						
LEGACY	2.5L 4 Cyl. [EJ25] DOHC Inc. Turbo	1996-00	Auto. Trans.	T/belt [281x30 C]	T277			
				TCK - Inc. Hyd. Ten.	TCKH277B			
				Hyd. Tensioner	GHT-09			
			Man. Trans.	T/belt [281x30 C]	T277			
				TCK - Inc. Hyd. Ten. & Tool	TCKHT277B			
				Hyd. Tensioner	GHT-09			
LEONE / L SERIES	1.8L 4 Cyl. [EA82]	1981-94	Camshaft LH	T/belt [119x19 MC]	T299			
			Camshaft RH	T/belt [98x19 MC]	T300			
				TCK	TCK299			
LEONE / L SERIES	1.8L 4 Cyl. [EJ18] SOHC Inc. Turbo	1989-94		T/belt [211x30 C]	T254			
				T/belt - Racing [211x30 C]	T254R			
				TCK	TCK254			
				TCK - Inc. Hyd. Ten.	TCKH254			
				TCK - Inc. Water Pump	TCKWP254			
				TCK - Inc. Hyd. Ten. & Racing T/belt	TCKHR254			
				Hyd. Tensioner	GHT-20			
LIBERTY [1st Gen]	2.0L 4 Cyl. [EJ20] DOHC Turbo	1991-94		T/belt [281x30 C]	T277			
				TCK	TCK277C			
				TCK - Inc. Hyd. Ten.	TCKH277C			
				Hyd. Tensioner	GHT-20			

Model	Engine	Year	Application Variation	Part Description	Part Number
SUBARU CONTINUED					
LIBERTY (1st & 2nd Gen)	2.2L 4 Cyl. [EJ22] SOHC Turbo	1989-95		T/belt [211x30 C]	T254
				T/belt - Racing [211x30 C]	T254R
				TCK	TCK254
				TCK - Inc. Hyd. Ten.	TCKH254
				TCK - Inc. Hyd. Ten. & Racing T/belt	TCKHR254
				TCK - Inc. Water Pump	TCKWP254
LIBERTY (1st & 2nd Gen)	2.2L 4 Cyl. [EJ22] SOHC Turbo	1989-98	Auto. Trans.	Hyd. Tensioner	GHT-20
				T/belt [211x30 C]	T254
				T/belt - Racing [211x30 C]	T254R
				TCK	TCK254
				TCK - Inc. Hyd. Ten.	TCKH254
		1989-98	Man. Trans.	TCK - Inc. Water Pump	TCKWP254
				TCK - Inc. Hyd. Ten. & Racing T/belt	TCKHR254
				Hyd. Tensioner	GHT-20
				T/belt [211x30 C]	T254
				TCK - Inc. Tool	TCKT254
LIBERTY (2nd Gen)	2.5L 4 Cyl. [EJ25] DOHC	1997-98	Auto. Trans.	TCK - Inc. Water Pump & Tool	TCKWPT254
				TCK - Inc. Hyd. Ten. & Tool	TCKHT254
				Hyd. Tensioner	GHT-20
			Man. Trans.	T/belt [281x30 C]	T277
				TCK - Inc. Tool	TCKT277C
				TCK - Inc. Hyd. Ten. & Tool	TCKHT277C
LIBERTY (3rd Gen)	2.0L 4 Cyl. [EJ20] SOHC 92kw	1998-03	Auto. Trans.	Hyd. Tensioner	GHT-09
				T/belt [223x27 C]	T304
				TCK - Inc. Hyd. Ten.	TCKH304
			Man. Trans.	T/belt [223x27 C]	T304
				T/belt - Racing [223x27 C]	T304R
				TCK - Inc. Hyd. Ten. & Tool	TCKHT304
LIBERTY (3rd Gen)	2.0L 4 Cyl. [EJ20] DOHC Turbo	1998-00	Auto. Trans.	TCK - Inc. Hyd. Ten., Racing T/belt & Tool	TCKHRT304
				Hyd. Tensioner	GHT-09
				T/belt [281x30 C]	T277
			Man. Trans.	TCK - Inc. Hyd. Ten.	TCKH277B
				Hyd. Tensioner	GHT-09
				T/belt [281x30 C]	T277
LIBERTY (3rd Gen)	2.0L 4 Cyl. [EJ20] DOHC Turbo	2000-03	Auto. Trans.	TCK - Inc. Hyd. Ten. & Tool	TCKHT277B
				Hyd. Tensioner	GHT-09
				T/belt [281x30 C]	T277
				T/belt - Racing [281x30 C]	T277R
				TCK - Inc. Hyd. Ten.	TCKH277
			Man. Trans.	TCK - Inc. Hyd. Ten. & Racing T/belt	TCKHR277
Hyd. Tensioner	GHT-09				
T/belt [281x30 C]	T277				
T/belt - Racing [281x30 C]	T277R				
TCK - Inc. Hyd. Ten. & Tool	TCKHT277				
LIBERTY (3rd Gen)	2.5L 4 Cyl. [EJ25] SOHC	1998-03	Auto. Trans.	TCK - Inc. Hyd. Ten., Racing T/belt & Tool	TCKHRT277
				Hyd. Tensioner	GHT-09
				T/belt [223x27 C]	T304
				T/belt - Racing [223x27 C]	T304R
				TCK - Inc. Hyd. Ten.	TCKH304
			Man. Trans.	TCK - Inc. Hyd. Ten. & Racing T/belt	TCKH304R
Hyd. Tensioner	GHT-09				
T/belt [223x27 C]	T304				
T/belt - Racing [223x27 C]	T304R				
TCK - Inc. Hyd. Ten. & Tool	TCKHT304				

Model	Engine	Year	Application Variation	Part Description	Part Number
SUBARU CONTINUED					
LIBERTY (4th Gen)	2.0L 4 Cyl. [EJ20] SOHC	2003-09	Auto. Trans.	T/belt [223x27 C]	T304
				T/belt - Racing [223x27 C]	T304R
				TCK - Inc. Hyd. Ten.	TCKH304
				TCK - Inc. Hyd. Ten. & Racing T/belt	TCKH304R
				Hyd. Tensioner	GHT-09
			Man. Trans.	T/belt [223x27 C]	T304
				T/belt - Racing [223x27 C]	T304R
				TCK - Inc. Hyd. Ten. & Tool	TCKHT304
				TCK - Inc. Hyd. Ten., Racing T/belt & Tool	TCKHRT304
				Hyd. Tensioner	GHT-09
LIBERTY (4th Gen)	2.0L 4 Cyl. [EJ20] DOHC Turbo	2003-09	Auto. Trans.	T/belt [281x30 C]	T277
				T/belt - Racing [281x30 C]	T277R
				TCK - Inc. Hyd. Ten.	TCKH277
				TCK - Inc. Hyd. Ten. & Racing T/belt	TCKHR277
				Hyd. Tensioner	GHT-09
	2.0L 4 Cyl. [EJ20] DOHC Turbo	2003-09	Man. Trans.	T/belt [281x30 C]	T277
				T/belt - Racing [281x30 C]	T277R
				TCK - Inc. Hyd. Ten. & Tool	TCKHT277
				TCK - Inc. Hyd. Ten., Racing T/belt & Tool	TCKHRT277
				Hyd. Tensioner	GHT-09
LIBERTY (4th Gen)	2.5L 4 Cyl. [EJ25] VVTL SOHC	2003-09	Auto. Trans.	T/belt [223x27 C]	T304
				T/belt - Racing [223x27 C]	T304R
				TCK - Inc. Hyd. Ten.	TCKH304
				TCK - Inc. Hyd. Ten. & Racing T/belt	TCKH304R
				Hyd. Tensioner	GHT-09
			Man. Trans.	T/belt [223x27 C]	T304
				T/belt - Racing [223x27 C]	T304R
				TCK - Inc. Hyd. Ten. & Tool	TCKHT304
				TCK - Inc. Hyd. Ten., Racing T/belt & Tool	TCKHRT304
				Hyd. Tensioner	GHT-09
LIBERTY (4th Gen)	2.5L 4 Cyl. [EJ25] DOHC Turbo	2003-09	Auto. Trans.	T/belt [281x30 C]	T277
				T/belt - Racing [281x30 C]	T277R
				TCK - Inc. Hyd. Ten.	TCKH277
				TCK - Inc. Hyd. Ten. & Racing T/belt	TCKHR277
				Hyd. Tensioner	GHT-09
	2.5L 4 Cyl. [EJ25] DOHC Turbo	2003-09	Man. Trans.	T/belt [281x30 C]	T277
				T/belt - Racing [281x30 C]	T277R
				TCK - Inc. Hyd. Ten. & Tool	TCKHT277
				TCK - Inc. Hyd. Ten., Racing T/belt & Tool	TCKHRT277
				Hyd. Tensioner	GHT-09

Model	Engine	Year	Application Variation	Part Description	Part Number
SUBARU CONTINUED					
LIBERTY [5th Gen]	2.5L 4 Cyl. [EJ25] SOHC	2009-On	Auto. Trans.	T/belt [223x27 C]	T304
				T/belt - Racing [223x27 C]	T304R
				TCK - Inc. Hyd. Ten.	TCKH304
				TCK - Inc. Hyd. Ten. & Racing T/belt	TCKH304R
				Hyd. Tensioner	GHT-09
			Man. Trans.	T/belt [223x27 C]	T304
				T/belt - Racing [223x27 C]	T304R
				TCK - Inc. Hyd. Ten. & Tool	TCKHT304
				TCK - Inc. Hyd. Ten., Racing T/belt & Tool	TCKHRT304
				Hyd. Tensioner	GHT-09
OUTBACK	2.5L 4 Cyl. [EJ25] SOHC	1998-07	Auto. Trans.	T/belt [223x27 C]	T304
				T/belt - Racing [223x27 C]	T304R
				TCK - Inc. Hyd. Ten.	TCKH304
				TCK - Inc. Hyd. Ten. & Racing T/belt	TCKH304R
				Hyd. Tensioner	GHT-09
			Man. Trans.	T/belt [223x27 C]	T304
				T/belt - Racing [223x27 C]	T304R
				TCK - Inc. Hyd. Ten. & Tool	TCKHT304
				TCK - Inc. Hyd. Ten., Racing T/belt & Tool	TCKHRT304
				Hyd. Tensioner	GHT-09
OUTBACK	2.5L 4 Cyl. [EJ25] DOHC	1996-97	Auto. Trans.	T/belt [281x30 C]	T277
				TCK	TCK277C
				TCK - Inc. Hyd. Ten.	TCKH277C
				Hyd. Tensioner	GHT-20
			Man. Trans.	T/belt [281x30 C]	T277
				TCK - Inc. Tool	TCKT277C
				TCK - Inc. Hyd. Ten. & Tool	TCKHT277C
				Hyd. Tensioner	GHT-20
OUTBACK	2.5L 4 Cyl. [EJ25] DOHC	1997-10/98	Auto. Trans.	T/belt [281x30 C]	T277
				T/belt - Racing [281x30 C]	T277R
				TCK - Inc. Hyd. Ten.	TCKH277
				TCK - Inc. Hyd. Ten. & Racing T/belt	TCKHR277
				Hyd. Tensioner	GHT-09
			Man. Trans.	T/belt [281x30 C]	T277
				T/belt - Racing [281x30 C]	T277R
				TCK - Inc. Hyd. Ten. & Tool	TCKHT277
				TCK - Inc. Hyd. Ten., Racing T/belt & Tool	TCKHRT277
				Hyd. Tensioner	GHT-09
SHERPA	665cc 2 Cyl. [EK42]	1989-82		T/belt [88x19 T]	T070
SVX	3.3L 6 Cyl. [EG33]	1992-97		T/belt [241x34 C]	T209
VORTEX	1.8L 4 Cyl. [EA82] Inc. Turbo	1985-89	Camshaft LH	T/belt [119x19 MC]	T299
		1985-89	Camshaft RH	T/belt [98x19 MC]	T300
				TCK	TCK299
SUZUKI					
ALTO	543cc 3 Cyl. [F5A] SOHC	1980-9/84		T/belt [83x19 T]	T820
		10/84-90		T/belt [100x19 C]	T855
ALTO	796cc 3-Cyl.	1980-91		T/belt [88x19 T]	T070
ALTO	1.0L 4 Cyl. [G10B] 8v SOHC EFI	1995-99		T/belt [97x25 C]	T194
				TCK	TCK194
ALTO	1.0L 4 Cyl. [G10B] Carb.	1994-0n		T/belt [89x25.4 C]	T272
				T/belt - Racing [89x25.4 C]	T272R
				TCK	TCK272
ALTO	660cc 3 Cyl. [F6A] SOHC	1991-95	106 Tooth Belt	T/belt [106x19 C]	T945
			113 Tooth Belt	T/belt [113x25.4 C]	T898

Model	Engine	Year	Application Variation	Part Description	Part Number	
SUZUKI CONTINUED						
ALTO	660cc 3 Cyl. [F6A] DOHC	1991-95		T/belt [132x25.4 C]	T968	
APV	1.6L [G16A] DOHC	2005-0n		T/belt [103x25.4 C]	T212	
				TCK	TCK212	
BALENO	1.6L 4 Cyl. [G16B]	1995-01		T/belt [103x25.4 C]	T212	
				TCK	TCK212	
CAPPUCCINO	660cc 3 Cyl. [F6AT]	1991-0n		T/belt [132x25.4 C]	T968	
CARRY	1.0L 4 Cyl. [F10A]	1982-94		T/belt [84x19 T]	T028	
CARRY	1.3L 4 Cyl. [G13BB]	1999-0n		T/belt [97x25 C]	T194	
				TCK	TCK194	
CULTUS	1.0 4 Cyl. [G10]	1983-88		T/belt [89x19 T]	T095	
				1988-91	T/belt [97x19 T]	T166
					TCK	TCK166
CULTUS	1.3L 4 Cyl. [G13B] DOHC	1986-99		T/belt [119x25.4 C]	T171	
				TCK	TCK171	
CULTUS	1.6L [G16A]	1989-91		T/belt [103x25.4 C]	T212	
				TCK	TCK212	
ESCUDO	1.6L [G16A]	1988-97		T/belt [95x19 C]	T164	
GRAND VITARA	1.6L 4 Cyl. [G16B] SOHC	1999-0n		T/belt [103x25.4 C]	T212	
				TCK	TCK212	
GRAND VITARA	1.9L 4 Cyl. [F9Q] Turbo Diesel	1998-0n		T/belt [133x26 C]	T1634	
HATCH	543cc 3 Cyl.	1980-9/84		T/belt [83x19 T]	T820	
		10/84-0n		T/belt [100x19 C]	T855	
HATCH	796cc 3 Cyl.	1980-91		T/belt [88x19 T]	T070	
JIMNY	1.3L 4 Cyl. [G13B] SOHC	1998-00		T/belt [97x25 C]	T194	
				TCK	TCK194	
MIGHTY BOY	543cc 3 Cyl. [F5A]	1985-9/84		T/belt [83x19 T]	T820	
		10/84-0n		T/belt [100x19 C]	T855	
SAMURI	1.3L 4 Cyl.	1988-95		T/belt [89x19 T]	T095	
SIERRA	1.0L 4 Cyl. [F10A]	1981-85		T/belt [84x19 T]	T028	
		1986-93		T/belt [88x19 T]	T070	
SIERRA	1.3L 4 Cyl. [G13A]	1984-90		T/belt [89x19 T]	T095	
				TCK	TCK095	
SIERRA	1.3L 4 Cyl. [G13A]	1996-98	Square Tooth	T/belt [89x19 T]	T095	
				TCK	TCK095	
			Round Tooth	T/belt [89x19.5 C]	T243	
SIERRA	1.3L 4 Cyl. [G13B] SOHC	1989-96		T/belt [119x19 C]	T891	
SWIFT	1.0L 3 Cyl. [G10]	1984-88		T/belt [89x19 T]	T095	
				TCK	TCK095	
		1989-93		T/belt [97x19 T]	T166	
				TCK	TCK166	
		1993-0n		T/belt [97x19 C]	T241	
TCK	TCK241					
SWIFT	1.3L 4 Cyl. [G13] SOHC	1984-93		T/belt [89x19 T]	T095	
				TCK	TCK095	
		1993-0n		T/belt [89x19 C]	T135	
TCK	TCK135					
SWIFT	1.3L 4 Cyl. [G13] DOHC	1986-88		T/belt [119x19 C]	T891	
				TCK	TCK891	
SWIFT	1.3L 4 Cyl. [G13/B] DOHC Inc. GTi	1988-0n		T/belt [119x25.4 C]	T171	
				TCK	TCK171	
SWIFT	1.6L 4 Cyl. [G16B] Carb.	1989-99		T/belt [95x19 C]	T164	
	TCK	TCK164				
	1.6L 4 Cyl. [G16B] EFI	1989-95		T/belt [103x25.4 C]	T212	
				TCK	TCK212	
VITARA	1.6L 4 Cyl. [G16A] 8v	1988-96		T/belt [95x19 C]	T164	
				TCK	TCK164	
VITARA	1.6L 4 Cyl. [G16B] 16v	1991-96		T/belt [103x25.4 C]	T212	
				TCK	TCK212	
X90	1.6L 4 Cyl. [G16B] 16v	1996-98		T/belt [103x25.4 C]	T212	
				TCK	TCK212	

T/belt [103x19 C] = 103 teeth, 19mm wide and Curvilinear tooth profile

Tooth Profiles: **C**urvilinear, **T**rapezoidal & **M**odified **C**urvilinear

Model	Engine	Year	Application Variation	Part Description	Part Number
TATA					
TELCOLINE	2.0L 4 Cyl. [EUQ] Inc. Turbo	1996-05		T/belt [136x25.4 C]	T915
				TCK	TCK915B
TOYOTA					
4 RUNNER	2.0L 4 Cyl. [3Y]	1984-85		T/belt [130x25.4]	T084
				TCK	TCK084
4 RUNNER	2.4L 4 Cyl. [2L] Diesel	1984-88		T/belt [130x25.4]	T084
				TCK	TCK084
4 RUNNER	2.8L 4 Cyl. [3L] Diesel	1989-96		T/belt [129x31 C]	T835
				TCK	TCK835A
4 RUNNER	3.0L V6 [3VZ-E]	1990-92		T/belt [193x35 MC]	T154
				TCK	TCK154
		1993-96		T/belt [193x36 MC]	T240
				TCK	TCK240
ALTEZZA	2.0L 4 Cyl. [3SGE] DOHC	1998-04		T/belt [177x25.4 C]	T777
				TCK	TCK777
ALTEZZA	2.0L 6 Cyl. [1GFE] DOHC	1998-04		T/belt [129x27 C]	T885
				TCK	TCK885
AVALON	3.0L V6 [1MZ-FE] DOHC	2000-05		T/belt [211x32 C]	T257
				TCK	TCK257
				TCK - Inc. Hyd. Ten.	TCKH257
				Hyd. Tensioner	GHT02
BLIZZARD	2.2L 4 Cyl. [L] Diesel	1982-83		T/belt 127x25.4 T]	T079
				TCK	TCK079
BLIZZARD	2.4L 4 Cyl. [2L] Diesel	1984-88		T/belt [130x25.4]	T084
				TCK	TCK084
CALDINA	1.5L 4 Cyl. [5EFE] DOHC	1992-00		T/belt [128x26 C]	T208
				TCK	TCK208
CALDINA	2.0L 4 Cyl. [3SGTE] DOHC Turbo	1997-02		T/belt [177x25.4 C]	T777
				TCK	TCK777
CALDINA	2.0L 4 Cyl. [3S-FE] DOHC EFI	1992-02		T/belt [163x26.7 MC]	T199
				T/belt - Racing [163x26.7 MC]	T199R
				TCK	TCK199
				TCK - Inc. Water Pump	TCKWP199
				TCK Inc. Racing T/belt	TCKR199
CAMRY	1.8L 4 Cyl. [1S]	1987-89		T/belt [139x25.4 T]	T087
				TCK	TCK087
CAMRY	2.0L 4 Cyl. [2S]	1983-87		T/belt [139x25.4 T]	T087
				TCK	TCK087
CAMRY	2.0L 4 Cyl. [3S-FC] Carb.	1989-91		T/belt [163x26.7 MC]	T199
				T/belt - Racing [163x26.7 MC]	T199R
				TCK	TCK199
				TCK - Inc. Water Pump	TCKWP199
				TCK Inc. Racing T/belt	TCKR199
CAMRY	2.0L 4 Cyl. [3S-FE] EFI	1987-93		T/belt [163x26.7]	T138
				T/belt - Racing [163x26.7 MC]	T199R
				TCK	TCK199
				TCK - Inc. Water Pump	TCKWP199
				TCK Inc. Racing T/belt	TCKR199
CAMRY	2.2L 4 Cyl. [5S-FE]	1993-02		T/belt [163x26.7 MC]	T199
				T/belt - Racing [163x26.7 MC]	T199R
				TCK	TCK199
				TCK - Inc. Water Pump	TCKWP199
				TCK Inc. Racing T/belt	TCKR199
CAMRY	2.5L V6 [2VZ-FE]	1988-93		T/belt [179x31.8 MC]	T157
				TCK	TCK157
CAMRY	3.0L V6 [3VZ-FE]	1993-97		T/belt [191x31.75 MC]	T200
				TCK	TCK200
				TCK - Inc. Hyd. Ten.	TCKH200
				Hyd. Tensioner	GHT-21

Model	Engine	Year	Application Variation	Part Description	Part Number
TOYOTA CONTINUED					
CAMRY	3.0L V6 [1MZ-FE]	1997-0n		T/belt [211x32 C]	T257
				TCK	TCK257
				TCK - Inc. Hyd. Ten.	TCKH257
				Hyd. Tensioner	GHT02
CAMRY [SV30]	1.8L 4 Cyl. [4S-FE] DOHC	1990-94		T/belt [163x26.7 MC]	T199
				T/belt - Racing [163x26.7 MC]	T199R
				TCK	TCK199
				TCK - Inc. Water Pump	TCKWP199
				TCK Inc. Racing T/belt	TCKR199
CAMRY [SV40]	1.8L 4 Cyl. [4S-FE] DOHC	1994-98		T/belt [163x26.7 MC]	T199
				T/belt - Racing [163x26.7 MC]	T199R
				TCK	TCK199
				TCK - Inc. Water Pump	TCKWP199
				TCK Inc. Racing T/belt	TCKR199
CARIB	1.6L 4 Cyl. [4A-FE] DOHC	1996-01		T/belt [117x21.1 C]	T236
				TCK	TCK236
CARINA [AA60]	1.5L 4 Cyl. [3A-U]	1982-85		T/belt [88x19 T]	T070
CARINA [AA63]	1.6L 4 Cyl. [4A-GEU]	1983-86		T/belt [113x19.1 C]	T176
				T/belt - Racing [113x19.1 C]	T176R
CARINA [AT150]	1.5L 4 Cyl. [3A-LU]	1989-90		T/belt [88x19 T]	T070
CARINA [AT150, AT151]	1.6L 4 Cyl. [4A-ELU]	1989-90		T/belt [88x19 T]	T070
CARINA [CT176]	2.0L 4 Cyl. [2C-D] Diesel	1987-90		T/belt [177x25 C]	T098
				TCK	TCK098
CARINA [SA60]	1.8L 4 Cyl. [ISU-G]	1981-86		T/belt [139x25.4 T]	T087
				TCK	TCK087
CARINA [ST150, ST160]	1.8L 4 Cyl. [IS-ELU, -ILU]	1984-88		T/belt [139x25.4 T]	T087
				TCK	TCK087
CARINA [ST162]	2.0L 4 Cyl. [3S-FE]	1985-89		T/belt [163x26.7 MC]	T199
				T/belt - Racing [163x26.7 MC]	T199R
				TCK	TCK199
				TCK - Inc. Water Pump	TCKWP199
				TCK Inc. Racing T/belt	TCKR199
CARINA [ST170]	1.8L 4 Cyl. [4S-FE, F1]	1988-92		T/belt [163x26.7 MC]	T199
				T/belt - Racing [163x26.7 MC]	T199R
				TCK	TCK199
				TCK - Inc. Water Pump	TCKWP199
				TCK Inc. Racing T/belt	TCKR199
CELICA	2.0L 4 Cyl. [2S]	1983-84		T/belt [139x25.4 T]	T087
				TCK	TCK087
CELICA	2.0L 4 Cyl. [3S-FE]	1986-89		T/belt [163x26.7 MC]	T138
				T/belt - Racing [163x26.7 MC]	T199R
				TCK	TCK199
				TCK - Inc. Water Pump	TCKWP199
				TCK Inc. Racing T/belt	TCKR199
CELICA	2.0L 4 Cyl. [3S-GE/T] Inc. Turbo	1985-94		T/belt [178x25.4 C]	T125
				TCK	TCK125A
				T/belt - Racing [178x25.4 C]	T125R
				TCK Inc. Racing T/belt	TCKR125B
CELICA	2.0L 4 Cyl. [3S-GE]	1994-0n		T/belt [177x25.4 C]	T777
				TCK	TCK777
CELICA	2.2L 4 Cyl. [5S-FE]	1989-91		T/belt [163x26.7 MC]	T138
				T/belt - Racing [163x26.7 MC]	T199R
				TCK	TCK199
				TCK - Inc. Water Pump	TCKWP199
				TCK Inc. Racing T/belt	TCKR199

Model	Engine	Year	Application Variation	Part Description	Part Number
TOYOTA CONTINUED					
CELICA	2.2L 4 Cyl. [5S-FE]	1992-99		T/belt [163x26.7 MC]	T199
				T/belt - Racing [163x26.7 MC]	T199R
				TCK	TCK199
				TCK - Inc. Water Pump	TCKWP199
				TCK Inc. Racing T/belt	TCKR199
CELICA [AA63]	1.6L 4 Cyl. [4A-GEU]	1981-85		T/belt [113x19.1 C]	T176
				T/belt - Racing [113x19.1 C]	T176R
				TCK	TCK176
CELICA [AT160]	1.6L 4 Cyl. [4A-GEU]	1985-89		T/belt [113x19.1 C]	T176
				T/belt - Racing [113x19.1 C]	T176R
				TCK	TCK176
CELICA [SA60]	1.8L 4 Cyl. [IS-U]	1981-85		T/belt [139x25.4 T]	T087
CELSIOR	4.0L V8 [1UZ-FE]	1984-86		T/belt [209x34 MC]	T190
CHASER	2.0L 6 Cyl. [1GFE] DOHC	1992-96		T/belt [129x27 C]	T885
				TCK	TCK885
CHASER	2.0L 4 Cyl. [IG-GEU/GTE/GZ]	1983-91		T/belt [146x25.4 C]	T865
CHASER	2.4L 4 Cyl. [2L-T] Turbo Diesel	1983-86		T/belt [130x25.4]	T084
COROLLA [AE82]	1.6L 4 Cyl. [4A-C]	1983-85		T/belt [88x19 T]	T070
				TCK	TCK070
COROLLA [AE80]	1.3L 4 Cyl. [2A-LC]	1985-89		T/belt [88x19 T]	T070
				TCK	TCK070
COROLLA [KE82]	1.6L 4 Cyl. [4A-LC]	1985-89		T/belt [88x19 T]	T070
				TCK	TCK070
COROLLA [AE92]	1.6L 4 Cyl. [4A-GE]	1986-89		T/belt [113x19.1 C]	T176
				T/belt - Racing [113x19.1 C]	T176R
				TCK	TCK176
COROLLA [KE82]	1.6L 4 Cyl. [4A-C]	1985-86		T/belt [88x19 T]	T070
				TCK	TCK070
COROLLA [KE82]	1.6L 4 Cyl. [4A-ELU]	1983-91		T/belt [88x19 T]	T070
				TCK	TCK070
COROLLA [AE90]	1.4L 4 Cyl. [6A-FC]	1989-92		T/belt [113x19.1 C]	T176
				T/belt - Racing [113x19.1 C]	T176R
				TCK	TCK176
COROLLA [AE91]	1.5L 4 Cyl. [5A-FE]	1987-92		T/belt [94x19 T]	T239
				TCK	TCK239
COROLLA [AE91]	1.6L 4 Cyl. [4A-FE]	1989-90		T/belt [94x19 T]	T239
				TCK	TCK239
COROLLA [AE92]	1.6L 4 Cyl. [4A-GE]	1987-92		T/belt [113x19.1 C]	T176
				T/belt - Racing [113x19.1 C]	T176R
				TCK	TCK176
COROLLA [AE92]	1.6L 4 Cyl. [4A-FC]	1989-95	94 Tooth Belt	T/belt [94x19 T]	T239
				TCK	TCK239
			117 Tooth Belt	T/belt [117x21.1 C]	T236
TCK	TCK236				
COROLLA [AE92]	1.6L 4 Cyl. [4A-FE]	1991-95		T/belt [94x19 T]	T239
				TCK	TCK239
COROLLA [AE92]	1.6L 4 Cyl. [4A-LC]	1989-91		T/belt [88x19 T]	T070
				TCK	TCK070
COROLLA [AE93]	1.8L 4 Cyl. [7A-FE]	1992-94		T/belt [121x21.1 C]	T235
				TCK	TCK235
COROLLA [AE95R]	1.6L 4 Cyl. [4A-GE]	1989-92		T/belt [113x19.1 C]	T176
				T/belt - Racing [113x19.1 C]	T176R
				TCK	TCK176
COROLLA [AE95R]	1.6L 4 Cyl. [4A-FE]	1988-96		T/belt [94x19 T]	T239
				TCK	TCK239
COROLLA [AE100]	1.5L 4 Cyl. [5A-FE] 16v DOHC	1991-00		T/belt [94x19 T]	T239
				TCK	TCK239
COROLLA [AE101]	1.6L 4 Cyl. [4A-FE]	1991-99		T/belt [117x21.1 C]	T236
				TCK	TCK236
COROLLA [AE101]	1.6L 4 Cyl. [4A-GE] DOHC EFI	1991-99		T/belt [113x19.1 C]	T176
				T/belt - Racing [113x19.1 C]	T176R
				TCK	TCK176

Model	Engine	Year	Application Variation	Part Description	Part Number
TOYOTA CONTINUED					
COROLLA [AE110]	1.5L 4 Cyl. [5A-FE] 16v DOHC	1995-00		T/belt [117x21.1 C]	T236
				TCK	TCK236
COROLLA [AE102R AE112]	1.8L 4 Cyl. [7A-FE]	1996-01		T/belt [121x21.1 C]	T235
				TCK	TCK235
COROLLA [AE111 LEVIN]	1.6L 4 Cyl. [4A-GE] DOHC	1995-01		T/belt [110x21 C]	T1567
COROLLA [AE111, AE114]	1.6L 4 Cyl. [4A-GE] DOHC	1995-01		T/belt [110x21 C]	T1567
COROLLA [CE71 To CE109]	1.8L 4 Cyl. [1C-D] Diesel	1983-93		T/belt [177x25 C]	T098
				TCK	TCK098
COROLLA [EE80 To EE100]	1.3L 4 Cyl. [2E]	1985-4/86		T/belt [123x20 C]	T818
				TCK	TCK818
		4/86-0n		T/belt [123x24 C]	T823
				TCK	TCK823*
COROLLA [EE103,EE104]	1.5L 4 Cyl. [5EFE] DOHC	1993-02		T/belt [128x26 C]	T208
				TCK	TCK208
COROLLA II [EL51]	1.3L 4 Cyl. [4E-FE]	1994-99		T/belt [124x26 C]	T900
				T/belt - Racing [124x26 C]	T900R
				TCK	TCK900
COROLLA II [EL43,45,53,55]	1.5L 4 Cyl. [5EFE] DOHC	1990-99		T/belt [128x26 C]	T208
				TCK	TCK208
CORONA [AT150]	1.5L 4 Cyl. [3A-LU]	1983-88		T/belt [88x19 T]	T070
CORONA [AT170, AT171]	1.6L 4 Cyl. [4A-FE]	1987-90		T/belt [94x19 T]	T239
				TCK	TCK239
CORONA [CT141 To CT176]	2.0L 4 Cyl. [2C] Diesel	1982-92		T/belt [177x25 C]	T098
				TCK	TCK098
CORONA [GX61 To GX81]	2.0L 4 Cyl. [IG-GEU]	1983-88		T/belt [146x25.4 C]	T865
CORONA [GX61 To GX81]	2.0L 4 Cyl. [IG-FE]	1988-96		T/belt [129x27 C]	T885
				TCK	TCK885
CORONA [LX70]	2.4L 4 Cyl. [2L-T] Diesel	1984-88		T/belt [130x25.4]	T084
CORONA [ST141]	2.0L 4 Cyl. [2S]	1983-87		T/belt [139x25.4 T]	T087
				TCK	TCK087
CORONA [ST150,ST160]	1.8L 4 Cyl. [1S-L]	1983-91		T/belt [139x25.4 T]	T087
				TCK	TCK087
CORONA [ST170]	1.8L 4 Cyl. [4S-FE] DOHC	1988-92		T/belt [163x26.7 MC]	T199
				T/belt - Racing [163x26.7 MC]	T199R
				TCK	TCK199
				TCK - Inc. Water Pump	TCKWP199
				TCK Inc. Racing T/belt	TCKR199
CORONA [ST171 To ST191]	2.0L 4 Cyl. [3S-FE, 3S-FC]	1988-92		T/belt [163x26.7]	T138
				T/belt - Racing [163x26.7 MC]	T199R
				TCK	TCK199
				TCK - Inc. Water Pump	TCKWP199
				TCK Inc. Racing T/belt	TCKR199
CORONA [ST190]	1.8L 4 Cyl [4S-FE]	1992-95		T/belt [163x26.7 MC]	T199
CORONA [ST191, ST195]	1.8L 4 Cyl. [3S-GE] DOHC	1989-94		T/belt [178x25.4 C]	T125
				T/belt - Racing [178x25.4 C]	T125R
				TCK	TCK125
CORONA [ST191, ST195]	2.0L 4 Cyl. [3S-FE]	1992-96		T/belt [163x26.7 MC]	T199
				T/belt - Racing [163x26.7 MC]	T199R
				TCK	TCK199
				TCK - Inc. Water Pump	TCKWP199
				TCK Inc. Racing T/belt	TCKR199
CORONA [ST201]	2.0L 4 Cyl. [3S-FE]	1993-97		T/belt [163x26.7 MC]	T199
				T/belt - Racing [163x26.7 MC]	T199R
				TCK	TCK199
				TCK - Inc. Water Pump	TCKWP199
				TCK Inc. Racing T/belt	TCKR199

Model	Engine	Year	Application Variation	Part Description	Part Number
TOYOTA CONTINUED					
CORONA [ST202]	2.0L 4 Cyl. [3S-GE]	1993-95		T/belt [177x25.4 C] TCK	T777 TCK777
CORONA [ST203/210/215]	2.0L 4 Cyl. [3S-FE]	1993-0n		T/belt [163x26.7 MC] T/belt - Racing [163x26.7 MC]	T199 T199R
CORSA	1.5L 4 Cyl. [5E-FE]	1990-99		T/belt [128x26 C] TCK	T208 TCK208
CRESSIDA	2.8L 6 Cyl. [5M-E, 5M-GE]	1984-88		T/belt [169x25.4 C] T/belt - Racing [169x25.4 C]	T101 T101R
CRESSIDA	3.0L 6 Cyl. [7M-GE]	1988-92		T/belt [159x25.4 C] TCK	T126 TCK126
CRESTA [GX61 To GX81]	2.0L 6 Cyl. [1G-GEU] Inc. Turbo	1982-91		T/belt [146x25.4 C] TCK	T865 TCK865*
CRESTA [JZX81]	2.5L 6 Cyl. [1JZ-GE, 1JZ-GTE]	1985-91		T/belt [137x25.4 C] T/belt - Racing [137x25.4 C]	T923 T923R
CRESTA [LX60]	2.2L 6 Cyl. [L] Diesel	1982-84		T/belt [130x25.4] TCK	T084 TCK084
CRESTA [LX65,LX70]	2.4L 6 Cyl. [2L] Diesel	1983-88		T/belt [130x25.4] TCK	T084 TCK084
CRESTA [MK II]	2.0L 6 Cyl. [1GFE] DOHC	1988-96		T/belt [129x27 C] TCK	T885 TCK885
CRESTA [MX83]	3.0L 6 Cyl. [7M-GE]	1989-90		T/belt [159x25.4 C] TCK	T126 TCK126
CRESTA [SX60,SX70]	1.8L 4 Cyl. [ISU]	1983-88		T/belt [139x25.4 T]	T087
CROWN	2.8L 6 Cyl. [5M-E]	1980-85		T/belt [169x25.4 C] T/belt - Racing [169x25.4 C]	T101 T101R
CROWN	2.8L 6 Cyl. [5M-GE]	1985-88		T/belt [159x25.4 C]	T126
CROWN [GS120]	2.0L 6 Cyl. [1G-EU]	1983-88		T/belt [131x25.4 C]	T827
CROWN [GS131]	2.0L 6 Cyl. [1GFE] DOHC	1988-91		T/belt [129x27 C] TCK	T885 TCK885
CROWN [JZS130]	2.5L 6 Cyl. [1JZ-GE]	1991-95		T/belt [137x25.4 C] T/belt - Racing [137x25.4 C]	T923 T923R
CROWN [JZS135,JZS145]	3.0L 6 Cyl. [2JZ-GE]	1991-95		T/belt [143x25.4 C] T/belt - Racing [143x25.4 C] TCK	T215 T215R TCK215
CROWN [LS100 To LS141]	2.2L 4 Cyl. [L] Diesel	1979-82 1982-86		T/belt 127x25.4 T] TCK T/belt [130x25.4] TCK	T079 TCK079 T084 TCK084
CROWN [LS100 To LS141]	2.4L 4 Cyl. [2L-T] Turbo Diesel	1983-87		T/belt [139x25.4 T]	T087
CROWN [LS100 To LS141]	2.4L 4 Cyl. [2L] Diesel	1983-88 1989-0n		T/belt [130x25.4] TCK T/belt [129x31 C] TCK	T084 TCK084 T835 TCK835A
CROWN [MS123]	2.8L 5 Cyl. [5M]	1985-87		T/belt [169x25.4 C] T/belt - Racing [169x25.4 C]	T101 T101R
CROWN [UZS141]	4.0L V8 [1UZ-FE]	1991-95		T/belt [209x34 MC]	T190
CURREN	2.0L 4 Cyl. [3S-FE]	1994-98		T/belt [163x26.7 MC] T/belt - Racing [163x26.7 MC] TCK TCK - Inc. Water Pump TCK Inc. Racing T/belt	T199 T199R TCK199 TCKWP199 TCKR199
CYNOS	1.5L 4 Cyl. [5E-FE]	1991-05		T/belt [128x26 C] TCK	T208 TCK208
DYNA	2.4L 4 Cyl. [2L] Diesel	1985-8/88 8/88-95		T/belt [130x25.4] TCK T/belt [129x31 C] TCK	T084 TCK084 T835 TCK835A
DYNA	3.0L 4 Cyl. [3L] Diesel	1988-0n		T/belt [129x31 C] TCK	T835 TCK835A

Model	Engine	Year	Application Variation	Part Description	Part Number
TOYOTA CONTINUED					
ESTIMA [CXR10]	2.2L 4 Cyl. [3CT]	1992-99		T/belt [177x25 C]	T098
				TCK	TCK098
GRANVIA	3.0L 4 Cyl. [1KZ-TE] SOHC	1995-01		T/belt [102x25 C]	T988
				TCK	TCK988
HI ACE	1.8L 4 Cyl. [2Y]	1987-0n		T/belt [130x25.4]	T084
HI ACE	2.2L & 2.4L 4 Cyl. [L & 2L] Diesel	1980-82		T/belt 127x25.4 T]	T079
				TCK	TCK079
		1982-89		T/belt [130x25.4]	T084
				TCK	TCK084
HI ACE	2.8L 4 Cyl. [3L] Diesel	1989-05		T/belt [129x31 C]	T835
				TCK	TCK835A
HI ACE	3.0L 4 Cyl. [5L] Diesel	2000-01		T/belt [129x31 C]	T835
				TCK	TCK835A
HI ACE	3.0L 4 Cyl. [1KD-FTV] Turbo Diesel	2005-0n		T/belt [97x25 C]	T1511
				TCK	TCK1511
				TCK - Inc. Hyd. Ten.	TCKH1511
				Hyd. Tensioner	GHT-06
HI ACE [TR/KD Series]	2.5L 4 Cyl. [2KD] Diesel Inc. Turbo	2005-0n		T/belt [97x25 C]	T1511
				TCK	TCK1511
				TCK - Inc. Hyd. Ten.	TCKH1511
				Hyd. Tensioner	GHT-06
HILUX	2.2L 4 Cyl. [L] Diesel	1980-82		T/belt 127x25.4 T]	T079
				TCK	TCK079
		1982-87		T/belt [130x25.4]	T084
				TCK	TCK084
HILUX	2.4L 4 Cyl. [2L] Diesel Inc. Turbo	1981-89		T/belt [130x25.4]	T084
				TCK	TCK084
HILUX	2.4L 4 Cyl. [2L] SOHC Inc. Turbo	1989-95		T/belt [129x31 C]	T835
				TCK	TCK835A
HILUX	2.8L 4 Cyl. [3L] Diesel	1991-01		T/belt [129x31 C]	T835
				TCK	TCK835A
HILUX	3.0L 4 Cyl. [5L] Diesel	1997-05		T/belt [129x31 C]	T835
				TCK	TCK835A
HILUX	3.0L 4 Cyl. [1KZ] Turbo Diesel	1997-05		T/belt [102x25 C]	T988
				TCK	TCK988
				TCK - Inc. Hyd. Ten.	TCKH988
				Hyd. Tensioner	GHT-06
HILUX	3.0 V6 [3VZ-E]	1989-92		T/belt [193x35 MC]	T154
HILUX	3.0 V6 [3VZ-E]	1993-96		T/belt [193x36 MC]	T240
HILUX	3.4L V6 [5VZ] DOHC	2001-05		T/belt [191x36 C]	T271
				TCK	TCK271
				TCK - Inc. Hyd. Ten.	TCKH271
HILUX [KUN16R, KUN26R]	3.0L 4 Cyl. [1KD-FTV] Turbo Diesel	2005-0n		T/belt [97x25 C]	T1511
				TCK	TCK1511
				TCK - Inc. Hyd. Ten.	TCKH1511
				Hyd. Tensioner	GHT-06
HILUX [SURF] KNZ130	3.0L 4 Cyl. [1KZ-TE] Turbo	1993-96		T/belt [102x25 C]	T988
				TCK	TCK988
				TCK - Inc. Hyd. Ten.	TCKH988
				Hyd. Tensioner	GHT-06
IPSUM	2.0L 4 Cyl. [3S-FE] DOHC	1996-01		T/belt [163x26.7 MC]	T199
				T/belt - Racing [163x26.7 MC]	T199R
KLUGER	3.3L V6 [3MZ] DOHC	2003-07		T/belt [211x32 C]	T257
				TCK	TCK257C
				TCK - Inc. Hyd. Ten.	TCKH257B
				TCK - Inc. Water Pump	TCKWP257B
				TCK - Inc. Hyd. Ten. & WP	TCKHWP257B
			Hyd. Tensioner	GHT-06	
LANDCRUISER	2.4L 4 Cyl. [2LT] Turbo Diesel	1985-1/90		T/belt [130x25.4]	T084
				TCK	TCK084
		1/90-97		T/belt [129x31 C]	T835
				TCK	TCK835B

T/belt [103x19 C] = 103 teeth, 19mm wide and Curvilinear tooth profile

Tooth Profiles: **C**urvilinear, **T**rapezoidal & **M**odified **C**urvilinear

Model	Engine	Year	Application Variation	Part Description	Part Number
TOYOTA CONTINUED					
LANDCRUISER	3.0L 6 Cyl. [1KZT] Turbo Diesel	1993-0n		T/belt [102x25 C]	T988
				TCK	TCK988
				TCK - Inc. Hyd. Ten.	TCKH988
				Hyd. Tensioner	GHT-06
LANDCRUISER	3.4L V6 [5VZ-FE] DOHC	1996-03		T/belt [191X36 C]	T271
				TCK	TCK271
				TCK - Inc. Hyd. Ten.	TCKH271
LANDCRUISER	3.5L 5 Cyl. [1PZ] Diesel	1990-92		T/belt [94x25 C]	T859
				TCK	TCK859
LANDCRUISER	4.2L 6 Cyl. [1HD-FTE] Diesel	1990-95		T/belt [94x25 C]	T859
				TCK	TCK859
		1995-0n		T/belt [105x25 C]	T797
				TCK	TCK797B
LANDCRUISER	4.2L 6 Cyl. [1HZ] Diesel	1990-98		T/belt [94x25 C]	T859
				TCK	TCK859
		1998-0n		T/belt [92x25 C]	T1059
				TCK	TCK1059
LANDCRUISER	4.7L V8 [2UZ]	1998-0n		TCK - Inc. Hyd. Ten.	TCKH1059
				Hyd. Tensioner	GHT-07
				T/belt [211x34 MC]	T298
				TCK	TCK298
LANDCRUISER PRADO	3.0L 4 Cyl. [1KZT] Turbo Diesel	1996-06		TCK - Inc. Hyd. Ten.	TCKH298
				Hyd. Tensioner	GHT-08
				T/belt [102x25 C]	T988
				TCK	TCK988
LANDCRUISER PRADO	3.0L 4 Cyl. [1KD-FTV] Turbo Diesel	2006-0n		TCK - Inc. Hyd. Ten.	TCKH988
				Hyd. Tensioner	GHT-06
				T/belt [97x25 C]	T1511
				TCK	TCK1511
LANDCRUISER PRADO	3.4L V6 [5VZ-FE] DOHC	1996-03		TCK - Inc. Hyd. Ten.	TCKH1511
				Hyd. Tensioner	GHT-06
				T/belt [191X36 C]	T271
				TCK	TCK271
LITE ACE	1.8L 4 Cyl. [1C] Diesel	1983-92		TCK - Inc. Hyd. Ten.	TCKH271
				T/belt [177x25 C]	T098
				TCK	TCK098
LITE ACE	2.0L 4 Cyl. [2C] Diesel	1983-90		T/belt [177x25 C]	T098
				TCK	TCK098
LITE ACE	3.0L 6 Cyl. [7M, 7MGE]	1986-93		T/belt [159x25.4 C]	T126
				TCK	TCK126
MR-2	1.5L 4 Cyl. [3ALU]	1984-89		T/belt [88x19 T]	T070
MR-2	1.6L 4 Cyl. [4A-GE]	1987-90		T/belt [113x19.1 C]	T176
				T/belt - Racing [113x19.1 C]	T176R
				TCK	TCK176
MR-2	2.0L 4 Cyl. [3S-GE]	1990-99		T/belt [178x25.4 C]	T125
				T/belt - Racing [178x25.4 C]	T125R
				TCK	TCK125
PASEO	1.5L 4 Cyl. [5E-FE]	1991-99		T/belt [128x26 C]	T208
				TCK	TCK208
RAUM	1.5L 4 Cyl. [5E-FE]	1997-00		T/belt [128x26 C]	T208
				TCK	TCK208
RAV4	2.0L 4 Cyl. [3S-FE]	1994-00		T/belt [163x26.7 MC]	T199
				T/belt - Racing [163x26.7 MC]	T199R
				TCK	TCK199
				TCK - Inc. Water Pump	TCKWP199
				TCK Inc. Racing T/belt	TCKR199
SOARER	2.0L 6 Cyl. [1GEU]	1981-89		T/belt [131x25.4 C]	T827
SOARER	2.0L 6 Cyl. [1G-GEU, 1G-GTEU]	1983-91		T/belt [146x25.4 C]	T865
				TCK	TCK865*

Model	Engine	Year	Application Variation	Part Description	Part Number
TOYOTA CONTINUED					
SOARER	2.5L 6 Cyl. [1JZ-GTS]	1991-0n		T/belt [137x25.4 C]	T923
				T/belt - Racing [137x25.4 C]	T923R
SOARER	2.8L 6 Cyl. [5M-GEU]	1981-8/83		T/belt [142x25.4 T]	T074
				8/83-85	T/belt [169x25.4 C]
			T/belt - Racing [169x25.4 C]	T101R	
SOARER	3.0L 6 Cyl. [2JZGE/GET] Inc. Turbo	1991-95		T/belt [143x25.4 C]	T215
				T/belt - Racing [143x25.4 C]	T215R
				TCK	TCK215
SOARER	4.0L V8 [1UZ-FE]	1991-93		T/belt [209x34 MC]	T190
SPACIA	2.0L 4 Cyl. [3S-FE] DOHC	1998-01		T/belt [163x26.7 MC]	T199
				T/belt - Racing [163x26.7 MC]	T199R
				TCK	TCK199
				TCK - Inc. Water Pump	TCKWP199
				TCK Inc. Racing T/belt	TCKR199
SPRINTER	1.6L 4 Cyl. [4A-C]	1983-85		T/belt [88x19 T]	T070
				TCK	TCK070
SPRINTER	1.6L 4 Cyl. [4A-FE]	1988-91		T/belt [94x19 T]	T239
				TCK	TCK239
SPRINTER	1.6L 4 Cyl. [4A-GE]	1983-90		T/belt [113x19.1 C]	T176
				T/belt - Racing [113x19.1 C]	T176R
				TCK	TCK176
SPRINTER	1.8L 4 Cyl. [7A-FE]	1994-96		T/belt [121x21.1 C]	T235
				TCK	TCK235
SPRINTER [AE91]	1.5L 4 Cyl. [5A-FE]	1987-91		T/belt [94x19 T]	T239
				TCK	TCK239
SPRINTER [AE100]	1.5L 4 Cyl. [5A-FE]	1991-97		T/belt [94x19 T]	T239
				TCK	TCK239
SPRINTER [AE110]	1.5L 4 Cyl. [5A-FE]	1995-00		T/belt [117x21.1 C]	T236
				TCK	TCK236
SPRINTER [EE104]	1.5L 4 Cyl. [5E-FE]	1994-99		T/belt [128x26 C]	T208
				TCK	TCK208
SPRINTER [EE104]	1.5L 4 Cyl. [5A-FE]	1994-00		T/belt [117x21.1 C]	T236
				TCK	TCK236
STARLET	1.0L 4 Cyl. [1E, 1EL]	4/86-95		T/belt [121x24 C]	T824
				TCK	TCK824
STARLET	1.3L 4 Cyl. [2E]	1986-93		T/belt [123x24 C]	T823
				TCK	TCK823*
STARLET	1.3L 4 Cyl. [4E-FE]	1989-99		T/belt [124x26 C]	T900
				T/belt - Racing [124x26 C]	T900R
				TCK	TCK900
SUPRA	1.3L 4 Cyl. [4E-F]	1990-93		T/belt [124x26 C]	T900
				T/belt - Racing [124x26 C]	T900R
				TCK	TCK900
SUPRA	2.0L 6 Cyl. [1G-EU/GEU/GTEU] SOHC	1985-91		T/belt [131x25.4 C]	T827
SUPRA	2.0L 6 Cyl. [1G-EU/GEU/GTEU] DOHC	1985-91		T/belt [146x25.4 C]	T865
				TCK	TCK865*
SUPRA	2.0L 6 Cyl. [1G]	1986-93		T/belt [146x25.4 C]	T865
				TCK	TCK865*
SUPRA	2.5L 6 Cyl. [1JZ-GE, GTS]	1991		T/belt [137x25.4 C]	T923
				T/belt - Racing [137x25.4 C]	T923R
SUPRA	2.8L 6 Cyl. [5M]	1983-88		T/belt [169x25.4 C]	T101
				T/belt - Racing [169x25.4 C]	T101R
				TCK	TCK101
SUPRA	3.0L 6 Cyl. [7MGE/GET] Inc. Turbo	1986-93		T/belt [159x25.4 C]	T237
				T/belt - Racing [159x25.4 C]	T237R
				TCK	TCK237
SUPRA	3.0L 6 Cyl. [2JZGE/GET] Inc. Turbo	1993-97		T/belt [143x25.4 C]	T215
				T/belt - Racing [143x25.4 C]	T215R
				TCK	TCK215
TARAGO	2.0L 4 Cyl. [2C] Diesel	1983-88		T/belt [177x25 C]	T098
				TCK	TCK098

T/belt [103x19 C] = 103 teeth, 19mm wide and Curvilinear tooth profile

Tooth Profiles: **C**urvilinear, **T**rapezoidal & **M**odified **C**urvilinear

Model	Engine	Year	Application Variation	Part Description	Part Number	
TOYOTA CONTINUED						
TERCEL	1.3L 4 Cyl. [2AU]	1978-85		T/belt [88x19 T]	T070	
				TCK	TCK070	
TERCEL	1.5L 4 Cyl. [3A]	1983-88		T/belt [88x19 T]	T070	
				TCK	TCK070	
TERCEL	1.5L 4 Cyl. [5E-FE]	1990-99		T/belt [128x26 C]	T208	
				TCK	TCK208	
TOWNACE	1.8L 4 Cyl. [1C] Diesel	1982-89		T/belt [177x25 C]	T098	
				TCK	TCK098	
TOWNACE	2.0L 4 Cyl. [2C] Diesel	1982-91		T/belt [177x25 C]	T098	
				TCK	TCK098	
TOYOACE	2.4L 4 Cyl. [2L] Diesel	1981-87		T/belt [130x25.4]	T084	
				TCK	TCK084	
TOYOACE	2.8L 4 Cyl. [3L] Diesel	1985-89		T/belt [129x31 C]	T835	
				TCK	TCK835A	
VIENTA	3.0L V6 [3VZ-FE]	1995-97		T/belt [191x31.75 MC]	T200	
				TCK	TCK200	
				TCK - Inc. Hyd. Ten.	TCKH200	
				Hyd. Tensioner	GHT-21	
VIENTA	3.0L V6 [1MZ-FE]	1997-99		T/belt [211x32 C]	T257	
				TCK	TCK257	
				TCK - Inc. Hyd. Ten.	TCKH257	
				Hyd. Tensioner	GHT-02	
WINDOM	3.0L V6 [3VZ-FE] DOHC	1991-96		T/belt [191x31.75 MC]	T200	
				TCK	TCK200	
				TCK - Inc. Hyd. Ten.	TCKH200	
				Hyd. Tensioner	GHT-21	
VOLKSWAGON						
BEETLE	1.6L 4 Cyl. [AYD] SOHC	2002-05		T/belt [138x23 MC]	T296	
				TCK	TCK296	
BEETLE	1.6L 4 Cyl. [BFS]	2005-0n		T/belt [138x23 MC]	T296	
				TCK	TCK296	
BEETLE	1.8L 4 Cyl. Turbo	1998-0n		T/belt [150x23 MC]	T306	
				TCK - Inc. Hyd. Ten.	TCKH306	
				Hyd. Tensioner	GHT-13	
BEETLE	1.8L 4 Cyl. [AQY]	2000-05		T/belt [138x23 MC]	T296	
				TCK	TCK296	
BEETLE	1.8L 4 Cyl. [AWU] DOHC Turbo	2001-06		T/belt [150x23 MC]	T306	
				TCK - Inc. Hyd. Ten.	TCKH306B	
				Hyd. Tensioner	GHT-13	
BEETLE	1.9L 4 Cyl. [BSW] Turbo Diesel	2005-0n		T/belt [120x30 C]	T1547	
BEETLE	2.0L 4 Cyl. [AEG,APK,AZJ]	2000-0n		T/belt [138x23 MC]	T296	
				TCK	TCK296	
BORA	1.6L 4 Cyl. [AEH,AKL,APF]	1998-0n		T/belt [138x23 MC]	T296	
				TCK	TCK296	
BORA	1.8L 4 Cyl. [AGN]	1998-0n		T/belt [150x23 MC]	T306	
				TCK - Inc. Hyd. Ten.	TCKH306	
				Hyd. Tensioner	GHT-13	
BORA	2.0L 4 Cyl. [APK,AQY]	1998-05		T/belt [138x23 MC]	T296	
				TCK	TCK296	
CADDY	1.6L 4 Cyl. [BGU/BSE] DOHC	2005-0n		T/belt [138x23 MC]	T296	
				TCK	TCK296	
CADDY	1.9L 4 Cyl. [BJB/BLS] SOHC	2005-0n		T/belt [120x30 C]	T1547	
				TCK	TCK1547	
CARAVELLE	2.5L 5 Cyl. [AET]	1995-08		T/belt [122x26.5 MC]	T739	
				TCK	TCK739A	
CARAVELLE	2.5L 4 Cyl. [ACV] Turbo Diesel	2002-08	Camshaft	T/belt [122x26.5 MC]	T739	
				Injector Pump	T/belt [81x21 MC]	T1091
					TCK	TCK739C
CARAVELLE	2.5L 4 Cyl. [AAF]	1993-96	Upto Eng. # 019149	T/belt [124x26.5 MC]	T765	
				TCK	TCK765C	
CORRADO	1.8L 4 Cyl. [G60]	1988-93		T/belt [121x18 T]	T017	
				TCK	TCK017	

Model	Engine	Year	Application Variation	Part Description	Part Number
VOLKSWAGON CONTINUED					
CORRADO	1.8L 4 Cyl. [KR] 16v	1988-92		T/belt [147x25 MC] TCK	T292 TCK292*
CORRADO	2.0L 4 Cyl. [ADY,2E] 8v	1993-95		T/belt [124x18 MC] TCK	T262 TCK262
CORRADO	2.0L 4 Cyl. [9A] 16v	1991-95		T/belt [147x25 MC] TCK	T292 TCK292*
CRAFTER [2EF1/2]	2.5L 5 Cyl. [BJK/BJL/BJM]	2007-0n		T/belt [141x25 C]	T321
EOS	2.0L 4 Cyl. [BWA] Turbo	2007-0n		T/belt [148x23 C] TCK	T334 TCK334
EOS	2.0L 4 Cyl. [BMM] Turbo Diesel	2007-0n		T/belt [120x30 C] TCK	T1547 TCK1547
GOLF	1.6L 4 Cyl. [EW,EZ, FR]	1975-80		T/belt [121x18 T] TCK	T017 TCK017
GOLF	1.6L 4 Cyl. [ADZ]	1995-99		T/belt 121x18 MC] TCK	T260 TCK260B*
GOLF	1.8L 4 Cyl.	1991-12/94		T/belt [121x18 T] TCK	T017 TCK017
GOLF	1.8L 4 Cyl.	1/95-98		T/belt [147x25 MC] TCK	T292 TCK292*
GOLF	1.9L 4 Cyl. [1Y] Turbo Diesel	1994-98	Upto Eng. #: 378 364	T/belt [137x25.4 C] TCK	T242 TCK242A
GOLF	1.9L 4 Cyl. [1Y] Turbo Diesel	1994-98	From Eng. #: 378 365	T/belt [137x25.4 C] TCK	T242 TCK242B
GOLF	2.0L 4 Cyl. [2E, ADY, AGG]	1994-98		T/belt [124x18 MC] TCK	T262 TCK262
GOLF 4th GEN	1.6L 4 Cyl. [AEH, AKL, AVU]	1998-04		T/belt [138x23 MC] TCK	T296 TCK296
GOLF 4th GEN	1.8L 4 Cyl. [AGN/AGU] Inc. Turbo	1998-04	Upto Ch. #: 1J-Y-850000	T/belt [150x23 MC] TCK - Inc. Hyd. Ten. Hyd. Tensioner	T306 TCKH306 GHT-13
GOLF 4th GEN	1.8L 4 Cyl. [AGN/AGU] Inc. Turbo	1998-04	From Ch. #: 1J-Y-850001	T/belt [150x23 MC] TCK - Inc. Hyd. Ten. Hyd. Tensioner	T306 TCKH306B GHT-13
GOLF 4th GEN	1.8L 4 Cyl. [APK]	1999-05		T/belt [138x23 MC] TCK	T296 TCK296
GOLF 4th GEN	2.0L 4 Cyl. [2E]	1994-03		T/belt [124x18 MC] TCK	T262 TCK262
GOLF 5th GEN	1.5L 4 Cyl.	1984-94		T/belt [121x18 T] TCK	T017 TCK017
GOLF 5th GEN	1.6L 4 Cyl. [BSE/BGU]	2004-0n		T/belt [138x23 MC] TCK	T296 TCK296
GOLF 5th GEN	1.8L 4 Cyl. [EV, KT, PG, RD]	1983-91		T/belt [121x18 T] TCK	T017 TCK017
GOLF 5th GEN	1.8L 4 Cyl. [KR, PL] 16V	1988-91		T/belt [147x25 MC] TCK	T292 TCK292*
GOLF 5th GEN	1.9L 4 Cyl. [BKC/BLS/BXE] Turbo Diesel	2004-0n		T/belt [120x30 C] TCK	T1547 TCK1547
GOLF 5th GEN	2.0L 4 Cyl. [BKD/BMN] Turbo Diesel	2004-0n		T/belt [141x30 MC]	T1604
GOLF 5th GEN	2.0L 4 Cyl. [BKD] Turbo Diesel	2004-0n		T/belt [141x30 MC] TCK	T1604 TCK1604A
GOLF 5th GEN	2.0L 4 Cyl. [BMN] Turbo Diesel	2004-0n		T/belt [141x30 MC] TCK TCK - Inc. Water Pump	T1604 TCK1604B TCKWP1604-1
GOLF 5th GEN	2.0L 4 Cyl. [AXW]	2004-0n		T/belt [145x23 C]	T1636
GOLF 5th GEN	2.0L 4 Cyl. [AXX, BLR] Turbo	2004-06		T/belt [148x23 C] TCK	T334 TCK334
JETTA	1.8L [RV] 8v	1983-92		T/belt [121x18 T] TCK	T017 TCK017
JETTA	1.8L [GU] 16v	1986-97		T/belt [147x25 MC] TCK	T292 TCK292*
JETTA	2.0L 4 Cyl. [BWA & BLR]	2006-0n		T/belt [148x23 C] TCK	T334 TCK334

Model	Engine	Year	Application Variation	Part Description	Part Number
VOLKSWAGON CONTINUED					
JETTA	2.0L 4 Cyl. [BKD] Turbo Diesel	2006-0n		T/belt [141x30 MC]	T1604
				TCK	TCK1604B
				TCK - Inc. Water Pump	TCKWP1604-1
LT46	2.5L 5 Cyl. [ANJ] Turbo Diesel	2003-06	Camshaft	T/belt [122x26.5 MC]	T1569
		2003-06	Injector pump	T/belt [81x21 MC]	T1091
PASSAT	1.6L 4 Cyl.	1988-96		T/belt [121x18 T]	T017
				TCK	TCK017
PASSAT	1.6L 4 Cyl. [AHL]	1997-98		T/belt [138x23 MC]	T296
				TCK	TCK296
PASSAT	1.8L 4 Cyl. [ADR & AEB] Turbo	1998-01	152 Tooth Belt	T/belt [152x25 MC]	T291
			153 Tooth Belt	T/belt [153x25 MC]	T317
				TCK - Inc. Hyd. Ten.	TCKH317A
PASSAT	1.8L 4 Cyl. [ADR] DOHC	1998-00		T/belt [153x25 MC]	T317
				TCK	TCK317
PASSAT	2.0L 4 Cyl. [ADY,2E] 8v	1990-96		T/belt [124x18 MC]	T262
				TCK	TCK262
PASSAT	2.0L 4 Cyl. [BKP] Turbo Diesel	2006-0n	Upto CH 3C-6-300 000	T/belt [141x30 MC]	T1604
				TCK	TCK1604B
			From CH 3C-7-000 001	TCK - Inc. Water Pump	TCKWP1604-1
				T/belt [141x30 MC]	T1604
PASSAT	2.0L 4 Cyl. [BMR] Turbo Diesel	2006-0n	Upto CH 3C-6-300 000	T/belt [141x30 MC]	T1604
				TCK	TCK1604A
			From CH 3C-7-000 001	T/belt [141x30 MC]	T1604
				TCK	TCK1604
PASSAT [GP]	1.8L 4 Cyl. [AEB, APU] Turbo	1998-02	152 Tooth Belt	T/belt [152x25 MC]	T291
			153 Tooth Belt	T/belt [153x25 MC]	T317
				TCK	TCK317
PASSAT [GP]	1.8L 4 Cyl. [AWT] DOHC	2001-02		T/belt [150x23 MC]	T306
PASSAT [GP]	2.8L V6 [ACK,AGE,ALG,APR,AQD]	1996-05		TCK	TCK306C
				T/belt [253x30 MC]	T297
				TCK	TCK297B
PASSAT [GP]	2.8L V6 [BBG] DOHC 30v	2001-06	Exc. AGE engine	TCK - Inc. Hyd. Ten.	TCKH297B
				Hyd. Tensioner	GHT-14
				T/belt [253x30 MC]	T297
				TCK	TCK297
PASSAT [GP]	2.8L V6 [BBG] DOHC 30v	2001-06		TCK - Inc. Hyd. Ten.	TCKH297
				Hyd. Tensioner	GHT-14
				T/belt [121x18 T]	T017
PASSAT (TYPE 3C)	1.8L 4 Cyl. 8v	1988-96		TCK	TCK017
	1.8L 4 Cyl. 16v	1988-93		T/belt [147x25 MC]	T292
PASSAT (TYPE 3C)	1.9L, 2.0L, 2.1L, 2.2L	8/84-88		TCK	TCK292*
				T/belt [120x18 T]	T127
PASSAT (TYPE 3C)	2.0L 4 Cyl. [9A] 16v	1991-93		TCK	TCK127*
				T/belt [147x25 MC]	T292
PASSAT (TYPE 3C)	2.0L 4 Cyl. [ABF] 16v From Eng. # 0209213	3/94-96		TCK	TCK292*
				T/belt [151x25 MC]	T790
PASSAT (TYPE 3C)	2.0L 4 Cyl. [BWA/AXX]	2006-0n		TCK	TCK790B*
				T/belt [148x23 C]	T334
				TCK	TCK334
POLO [A03]	1.6L 4 Cyl. [AEE]	1996-01		T/belt [137x19 MC]	T1069
				TCK	TCK1069
POLO [A03]	1.6L 4 Cyl. [AEA]	1996-97		T/belt [137x19 MC]	T1069
				TCK	TCK1069
POLO [9N]	1.4L 4 Cyl. [AHW/BKY/BUD/BBZ]	2002-0n	Crankshaft	T/belt [130x20 MC]	T1073
			Camshaft	T/belt [58x17 MC]	T1072
				TCK	TCK1073*
POLO [9N]	1.6L 4 Cyl. [BCD] DOHC	2002-01	Camshaft 1	T/belt [130x20 MC]	T1073
			Camshaft 2	T/belt [58x17 MC]	T1072
POLO [9N]	1.8L 4 Cyl. [BJX] Turbo	2006-0n		T/belt [150x23 MC]	T306
POLO [9N]	1.9L 4 Cyl. [AXR] Turbo Diesel	2006-0n		T/belt [120x30 C]	T1547
				TCK	TCK1547
SANTANA	1.8L [JN] 8v	1984-88		T/belt [121x18 T]	T017
				TCK	TCK017

Model	Engine	Year	Application Variation	Part Description	Part Number
VOLKSWAGON CONTINUED					
SANTANA	1.9L & 2.0L	1981-7/84		T/belt [113x19 T]	T065
		8/84-85		T/belt [120x18 T] TCK	T127 TCK127*
TIGUAN	2.0L 4 Cyl. [CAWB] DOHC Turbo	2009-On		T/belt [148x23 C] TCK	T334 TCK334
TOUAREG	3.0L V6 [BKS] Turbo Diesel	2006-On		T/belt [83x24 C] TCK	T1606 TCK1606
TOUAREG	4.2L V8 [AXQ] DOHC 32v	2003-06		T/belt [253x30 MC]	T297
TRANSPORTER [T4]	2.0L 4 Cyl. [AAC] 8v	1993-On		T/belt [124x18 MC] TCK	T262 TCK262
TRANSPORTER [T4]	2.4L 5 Cyl. [AAB] Diesel	1994-On	Upto Motor #: AAB320126	T/belt [122x26.5 MC] TCK	T739 TCK739B*
			From Motor #: AAB320127	T/belt [122x26.5 MC] TCK	T739 TCK739D*
TRANSPORTER [T4]	2.5L 5 Cyl. [ACU]	1994-On	Upto Eng. # 019149	T/belt [124x26.5 MC] TCK	T765 TCK765C
			From Eng. #: 019150	T/belt [122x26.5 MC] TCK	T739 TCK739A
TRANSPORTER [T4]	2.5L 5 Cyl. [ACV] Turbo Diesel	1994-On	Camshaft	T/belt [122x26.5 MC]	T739
			Injector Pump	T/belt [81x21 MC] TCK	T1091 TCK739C
TRANSPORTER [T4]	2.5L 5 Cyl. [AET] Petrol	1/95-On		T/belt [122x26.5 MC] TCK	T739 TCK739A
TRANSPORTER [T5]	1.9L 4 Cyl. [AXB] Diesel Inc. Turbo	2004-On		T/belt [120x30 C] TCK	T1547 TCK1547
TRANSPORTER [T5]	2.0L 4 Cyl. [AXA] DOHC	2004-On		T/belt [138x23 MC] TCK	T296 TCK296
				T/belt [124x18 MC] TCK	T262 TCK262
VOLVO					
240, 242, 244, 245	2.1L & 2.3L 4 Cyl. [B21,B23E]	1979-92		T/belt [123x19 T] TCK	T032 TCK032
360	2.0L [B19]	1984-87		T/belt [123x19 T] TCK	T032 TCK032
440	2.0L [B20]	1993-96		T/belt [127x19 C] TCK	T995 TCK995*
440, 460	1.7L Inc. Turbo	1988-96		T/belt [125x19 C] TCK	T834 TCK834
440, 460	2.0L [B20F]	1992-96		T/belt [127x19 C] TCK	T995 TCK995*
740	2.0L [B20] Inc. Turbo	1985-91		T/belt [123x19 T] TCK	T032 TCK032
740,760	2.0L [B230E,B230K]	1982-92		T/belt [123x19 T] TCK	T032 TCK032
740,760	2.0L,2.3L 16V DOHC Inc. Turbo	1988-90	Camshaft With Man. Ten.	T/belt [164x23 C] TCK	T173 TCK173*
740,760	2.0L, 2.3L [B200FT/230FT/GT] Turbo	1982-92		T/belt [123x19 T] TCK	T032 TCK032
740,760	2.0L, 2.3L [B200E/200F/230F]	1982-92		T/belt [123x19 T] TCK	T032 TCK032
850	2.3L 5 Cyl. [B5234FS] Inc. Turbo	1992-97		T/belt [148x23 C] TCK	T252 TCK252*
850	2.5L [B5252S] 10v	1992-97	Upto Eng. # 131154	T/belt [139x21 C] TCK	T268 TCK268
			From Eng. # 131155	T/belt [144x23 C] TCK	T269 TCK269*
850	2.5L [B5254S] 20v	1992-97	Upto Eng. # 131034	T/belt [143x21 C] TCK	T217 TCK217
			From Eng. # 131035	T/belt [148x23 C] TCK	T252 TCK252*
850	2.0L, 2.3L [B5204T,B5234FT] Turbo	1993-96		T/belt [148x23 C] TCK	T252 TCK252*

Model	Engine	Year	Application Variation	Part Description	Part Number
VOLVO CONTINUED					
940	2.0L [B200E/F] Inc Turbo	1990-92		T/belt [123x19 T] TCK	T032 TCK032
		1993-96		T/belt [123x19.1 C] TCK	T229 TCK229A*
940	2.3L [B230E] SOHC Inc Turbo	1990-92		T/belt [123x19 T] TCK	T032 TCK032
		1993-96		T/belt [123x19.1 C] TCK	T229 TCK229A*
940	2.3L [B234F] DOHC Inc Turbo	1990-96	Camshaft	T/belt [167x23 C] TCK	T198 TCK198
			Balance Shaft	T/belt [110x14 TP C] TCK	T174 TCK198
960	2.5L [B6254S] 24v	1991-93		T/belt [143x21 C]	T217
		1994-95		T/belt [148x23 C]	T252
		1995-97		T/belt [152x28 C]	T270
960	2.9L 6 Cyl. [B630]	1991-93		T/belt [143x21 C] TCK	T217 TCK217
			1994-95		T/belt [148x23 C]
		1995-97		T/belt [152x28 C]	T270
C30 [M SERIES]	2.4L 5 Cyl. [B5244S4]	2007-0n		T/belt [142x23 C] TCK - Inc. Water Pump	T311 TCKWP311
C30 [M SERIES]	2.5L 5 Cyl. [B5254T3] Turbo	2007-0n		T/belt [142x23 C] TCK - Inc. Water Pump	T311 TCKWP311
				T/belt [142x23 C] TCK - Inc. Water Pump	T311 TCKWP311
C70	2.5L 5 Cyl. [B5244S4]	12/06-0n		T/belt [142x23 C] TCK - Inc. Water Pump	T311 TCKWP311
C70	2.5L 5 Cyl. [B5254T3] DOHC Turbo	12/06-0n		T/belt [142x23 C] TCK - Inc. Water Pump	T311 TCKWP311
				T/belt [142x23 C] TCK - Inc. Water Pump	T311 TCKWP311
CROSS COUNTRY	2.3L 5 Cyl. [B5234T] Turbo	2000-0n	W/ Hyd. Ten.	T/belt [148x23 C] TCK	T252 TCK252*
			W/ Spring Ten.	T/belt [142x23 C] TCK	T311 TCK311B
CROSS COUNTRY	2.4L 5 Cyl. [B5244S/T] Inc. Turbo	2000-0n		T/belt [142x23 C] TCK	T311 TCK311B
				T/belt [142x23 C] TCK	T311 TCK311B
CROSS COUNTRY	2.5L 5 Cyl. [B5254T2] Turbo	2000-0n		T/belt [142x23 C] TCK	T311 TCK311B
				T/belt [142x23 C] TCK	T311 TCK311B
S40, V40	1.8L, 1.9L 4 Cyl. [B4184S,B4194T] Inc. Turbo	1997-04	Upto Eng. # 1219110 [Hydraulic Tensioner]	T/belt [148x23 C] TCK	T252 TCK252*
			From Eng. # 1219111 [Spring Tensioner]	T/belt [142x23 C] TCK	T311 TCK311A
S40, V40	1.8L 4 Cyl. [B4184SM]	1999-04		T/belt [154x29 C] TCK	T609 TCK609
				T/belt [154x29 C] TCK	T609 TCK609
S40, V40	2.0L 4 Cyl. [B420AS] Inc. Turbo	1997-04	Upto Eng. # 1219110 [Hydraulic Tensioner]	T/belt [148x23 C] TCK	T252 TCK252*
			From Eng. # 1219111 [Spring Tensioner]	T/belt [142x23 C] TCK	T311 TCK311B
S40 [M Series]	2.4L 5 Cyl. [B4204T2/B4204T3] DOHC	2004-0n		T/belt [142x23 C] TCK	T311 TCK311B
				T/belt [142x23 C] TCK	T311 TCK311B
S40 [M Series]	2.4L 5 Cyl. [D5244S/T]	2004-0n		T/belt [142x23 C]	T311
S40 [M Series]	2.5L 5 Cyl. [B5254T3] DOHC Turbo	2004-0n		T/belt [142x23 C] TCK	T311 TCK311D
				T/belt [142x23 C] TCK	T311 TCK311D
S40 [M Series]	2.5L 5 Cyl. [B5254T3/7]	2004-0n		T/belt [142x23 C] TCK	T311 TCK311D
				T/belt [142x23 C] TCK	T311 TCK311D
S60	2.3L 5 Cyl. [B5234T] Turbo	2000-04		T/belt [142x23 C] TCK	T311 TCK311B
				T/belt [142x23 C] TCK	T311 TCK311B
S60	2.4L 5 Cyl. [B5244S/T] Inc. Turbo	2000-0n		T/belt [142x23 C] TCK	T311 TCK311B
				T/belt [142x23 C] TCK	T311 TCK311B
S60	2.5L 5 Cyl. [B5254T2] Turbo	2000-0n		T/belt [142x23 C] TCK	T311 TCK311B
				T/belt [142x23 C] TCK	T311 TCK311B
S70, V70	2.5L 5 Cyl. [B5202S,B5252S] 10v	1997-0n	Upto Eng. # 1266127	T/belt [144x23 C] TCK	T269 TCK269*
				T/belt [144x23 C] TCK	T269 TCK269*
S70, V70	2.5L 5 Cyl. [B5254FS] 20v Inc. Turbo	1997-0n	Upto Eng. # 1266127	T/belt [148x23 C] TCK	T252 TCK252*
			From Eng. # 1266128	T/belt [142x23 C] TCK	T311 TCK311A

Model	Engine	Year	Application Variation	Part Description	Part Number
VOLVO CONTINUED					
S80	2.5L 5 Cyl. [B5254T]	2004-On	TCK - Upto Motor #: 3188688	T/belt [142x23 C]	T311
				TCK	TCK311C
S80	2.8L 6 Cyl. [B6284T] Turbo	1998- 12/99		T/belt [152x28 C]	T270
				TCK	TCK270
S80	2.8L 6 Cyl. [B6284T] Turbo	2000-On		T/belt [146x28 C]	T319
				TCK	TCK319
S80	2.9L 6 Cyl. [B6304S]	1998- 12/99		T/belt [152x28 C]	T270
				TCK	TCK270
		2000-On		T/belt [146x28 C]	T319
				TCK	TCK319
V50	2.5L 5 Cyl. [B5244S4/5]	2004-On		T/belt [142x23 C]	T311
				TCK	TCK311D
				TCK - Inc. Water Pump	TCKWP311
V50	2.5L 5 Cyl. [B5254T3]	2004-On		T/belt [142x23 C]	T311
				TCK	TCK311D
				TCK - Inc. Water Pump	TCKWP311
V70	2.3L 5 Cyl. [B5234T] Turbo	2000-On	W/ Hyd. Ten.	T/belt [148x23 C]	T252
				TCK	TCK252*
			W/ Spring Ten.	T/belt [142x23 C]	T311
				TCK	TCK311B
V70	2.4L 5 Cyl. [B5244S/T] Inc. Turbo	2000-On		T/belt [142x23 C]	T311
				TCK	TCK311B
V70	2.5L 5 Cyl. [B5254T2] Turbo	2000-On		T/belt [142x23 C]	T311
				TCK	TCK311B
V70 [BW]	3.0L 6 Cyl. [B6304T] Turbo	2007-On	Upto Eng. #: 131034	T/belt [143x21 C]	T217
			From Eng. #: 131035	T/belt [148x23 C]	T252
XC70 [BZ]	2.4L 5 Cyl. [D5244T4] Turbo Diesel	2007-On		T/belt [132x28 C]	T1580
				TCK	TCK1580
XC90	2.4L 5 Cyl. [D5244T4] Turbo Diesel	2006-On		T/belt [132x28 C]	T1580
				TCK	TCK1580
XC90	2.5L 5 Cyl. [B5254T] DOHC Turbo	2003-On	W/ Hyd. Ten.	T/belt [148x23 C]	T252
				TCK	TCK252*
			W/ Spring Ten.	T/belt [142x23 C]	T311
				TCK	TCK311B
XC90	2.9L 6 Cyl. [B6294T] DOHC Turbo	2003-On		T/belt [146x28 C]	T319
				TCK	TCK319



NOTES



TIMING BELTS & TIMING COMPONENT KITS CATALOGUE

NUMERICAL LISTINGS



NUMERICAL LISTING - TIMING BELTS

Make	Model	Year	Page
T013 T/BELT [122X19 T]			
FORD	CORTINA	1968-74	20
MITSUBISHI	GALANT	1977-82	45
MITSUBISHI	LANCER	1977-81	50
MITSUBISHI	SAPPORO	1981-3/82	52
MITSUBISHI	SAPPORO	1980-81	52
MITSUBISHI	SIGMA	1978-81	52
MITSUBISHI	SIGMA	1978-81	52
T017 T/BELT [121X18 T]			
AUDI	80	1974-84	11
AUDI	80	1988	11
AUDI	80	1986-92	11
AUDI	80	1988-89	11
PORSCHE	924	1977-82	60
SEAT	CORDOBA	1995-0N	62
VOLKSWAGEN	CORRADO	1988-93	80
VOLKSWAGEN	GOLF	1975-80	81
VOLKSWAGEN	GOLF	1991-12/94	81
VOLKSWAGEN	GOLF	1984-94	81
VOLKSWAGEN	GOLF	1983-91	81
VOLKSWAGEN	JETTA	1983-92	81
VOLKSWAGEN	PASSAT	1988-96	82
VOLKSWAGEN	PASSAT	1988-96	82
VOLKSWAGEN	SANTANA	1984-88	82
T018 T/BELT [116X19 T]			
FIAT	128	1970-78	19
FIAT	128	1970-78	19
FIAT	UNO	1989-94	20
FIAT	UNO	1985-91	20
FIAT	X1/9	1978-81	20
PEUGEOT	505	1980-88	59
T019 T/BELT [144X19 T]			
FIAT	131	1978-82	19
FIAT	131	1978-82	19
FIAT	131	1978-82	19
FIAT	132	1973-78	19
FIAT	124, 125	1968-71	19
LANCIA	DELTA	1985-87	37
T020 T/BELT [146X19 T]			
FIAT	132	1973-78	19
FIAT	124, 125	1967-71	19
FIAT	124, 125	1967-76	19
T021 T/BELT [98X17 T]			
ALFA ROMEO	33	1984-94	10
ALFA ROMEO	33 QV	1987-92	10
ALFA ROMEO	ALFASUD	1974-77	10
ALFA ROMEO	ALFASUD	1977-84	10
ALFA ROMEO	ALFASUD	1979-89	10

Make	Model	Year	Page
ALFA ROMEO	GIULIA	1968-74	10
ALFA ROMEO	SPRINT	1988-89	11
T022 T/BELT [91X19 T]			
DAIHATSU	CHARADE	1984-87	17
DAIHATSU	CHARADE	1987-10/90	17
DAIHATSU	CHARADE	1983-87	17
DAIHATSU	HI JET	1982-85	18
DAIHATSU	HI JET	1983-86	18
T027 T/BELT [80X19 T]			
HONDA	SCAMP	1968-79	32
T028 T/BELT [84X19 T]			
HONDA	CIVIC	1973-75	29
HONDA	CIVIC	1973-84	29
HONDA	CIVIC	1976-83	29
SUZUKI	CARRY	1982-94	71
SUZUKI	SIERRA	1981-85	71
T031 T/BELT [54X19 T]			
FIAT	131	1976-80	19
FIAT	131	1978-82	19
T032 T/BELT [123X19 T]			
FIAT	131	1976-82	19
FIAT	REGATA	1985-89	19
VOLVO	360	1984-87	83
VOLVO	740	1985-91	83
VOLVO	940	1990-92	84
VOLVO	940	1990-92	84
VOLVO	740,760	1982-92	83
VOLVO	740,760	1982-92	83
VOLVO	740,760	1982-92	83
VOLVO	240 - 245	1979-92	83
T036 T/BELT [94X19 T]			
HOLDEN	NOVA	1989-8/91	26
HOLDEN	NOVA	1992-9/94	26
T040 T/BELT [101X25.4 T]			
FERRARI	208GT, 308GT	1973-77	19
T041 T/BELT [95X19 T]			
HONDA	ACCORD	1978-83	29
HONDA	PRELUDE	1979-82	32
HONDA	PRELUDE	1978-83	32
HONDA	QUINT	1980-81	32
ROVER	QUINTET	1983-86	62
T045 T/BELT [111X25.4 T]			
BMW	520, 520i	1973-78	15
T062 T/BELT [55X12.7 T]			
MITSUBISHI	GALANT	1977-82	45
MITSUBISHI	LANCER	1977-81	50
MITSUBISHI	SAPPORO	1981-3/82	52
MITSUBISHI	SAPPORO	1980-81	52

Make	Model	Year	Page
mitsubishi	SIGMA	1978-81	52
mitsubishi	SIGMA	1978-81	52
T064	T/BELT [120X19 T]		
mitsubishi	COLT	1982-84	43
mitsubishi	L200	1980-81	47
mitsubishi	L200	1981-4/82	47
mitsubishi	L300	1980-81	48
mitsubishi	L300	1981-3/82	48
mitsubishi	LANCER	1974-79	49
T065	T/BELT [113X19 T]		
audi	200	1982-83	12
audi	100 AVANT	1977-89	12
lanCIA	GAMMA	1982-85	37
volkswagen	SANTANA	1981-7/84	83
T068	T/BELT [148X19 T]		
fiat	131	1978-84	19
fiat	131	1982-84	19
fiat	132	1979-82	19
fiat	ARGENTA	1983-85	19
T069	T/BELT [118X19 T]		
fiat	REGATA	1985-89	19
fiat	UNO	1985-91	20
fiat	X1/10	1981-83	20
peugeot	505	1984-93	59
T070	T/BELT [88X19 T]		
daihatsu	CHARMANT	1981-87	18
holden	SCURRY	1985-87	27
honda	GOLD WING		31
subaru	ACE	1989-93	63
subaru	DOMINGO	1983-91	63
subaru	HI-ROOF	1984-85	64
subaru	JUSTY	1984-95	66
subaru	SHERPA	1989-82	70
suzuki	ALTO	1980-91	70
suzuki	HATCH	1980-91	71
suzuki	SIERRA	1986-93	71
toyota	CARINA	1982-85	73
toyota	CARINA	1989-90	73
toyota	CARINA	1989-90	73
toyota	COROLLA	1985-89	74
toyota	COROLLA	1983-85	74
toyota	COROLLA	1989-91	74
toyota	COROLLA	1985-86	74
toyota	COROLLA	1983-91	74
toyota	COROLLA	1985-89	74
toyota	CORONA	1983-88	75
toyota	MR-2	1984-89	78
toyota	SPRINTER	1983-85	79
toyota	TERCEL	1978-85	80
toyota	TERCEL	1983-88	80
T072	T/BELT [80X16 T]		
porSCHE	911	1973-77	60

Make	Model	Year	Page
T073	T/BELT [92X19 T]		
HYUNDAI	EXCEL	1986-87	33
HYUNDAI	EXCEL	1986-90	33
mitsubishi	COLT	1984-90	43
mitsubishi	COLT	1981-82	43
mitsubishi	COLT	1982-84	43
mitsubishi	LANCER	1979-81	48
mitsubishi	LANCER	1978-83	48
mitsubishi	LANCER	1978-83	48
mitsubishi	LANCER	1978-83	48
mitsubishi	LANCER	1978-83	48
mitsubishi	LANCER	1984-85	48
mitsubishi	MIRAGE	1982-85	50
mitsubishi	MIRAGE	1982-85	50
mitsubishi	MIRAGE	1982-85	50
T074	T/BELT [142X25.4 T]		
toyota	SOARER	1981-8/83	79
T075	T/BELT [87X34 T]		
holden	JACKAROO	1981-88	26
holden	RODEO	1981-82	26
holden	RODEO	1983-88	26
isuzu	BIGHORN	1981-88	35
isuzu	ELF	1979-84	35
isuzu	RODEO	1980-85	35
isuzu	RODEO	1983-89	35
isuzu	RODEO	1980-0N	36
T076	T/BELT [134X30 T]		
holden	GEMINI	1981-85	26
isuzu	FARGO	1981-86	35
isuzu	GEMINI	1979-87	35
T077	T/BELT [106X19 T]		
FORD	COURIER	1978-4/84	20
FORD	ECONOVAN	4/84-12/87	20
FORD	SPECTRON	4/84-12/87	23
FORD	TELSTAR	1983-85	23
FORD	TELSTAR	1983-85	23
FORD	TELSTAR	7-84-87	23
holden	ASTRA	1984-87	24
MAZDA	E1800	4/84-12/87	41
NISSAN [DATSUN]	EXA	1983-86	55
NISSAN [DATSUN]	LANGLEY	1983-90	55
NISSAN [DATSUN]	LAUREL	1983-86	55
NISSAN [DATSUN]	PRAIRIE	1983-88	56
NISSAN [DATSUN]	PULSAR	1981-86	56
NISSAN [DATSUN]	PULSAR	1986-87	56
NISSAN [DATSUN]	SENTRA	1987-91	56
NISSAN [DATSUN]	SUNNY	1982-90	57

Make	Model	Year	Page
T078 T/BELT [98X19 T]			
FORD	CORSAIR	1989-92	20
NISSAN [DATSUN]	BLUEBIRD	1985-86	55
NISSAN [DATSUN]	BLUEBIRD	1986-91	55
NISSAN [DATSUN]	CEDRIC	1983-85	55
NISSAN [DATSUN]	GAZELLE	1984-89	55
NISSAN [DATSUN]	PINTARA	1989-92	56
NISSAN [DATSUN]	PRAIRIE	1985-90	56
NISSAN [DATSUN]	SILVIA	1984-86	56
T079 T/BELT 127X25.4 T]			
TOYOTA	BLIZZARD	1982-83	72
TOYOTA	CROWN	1979-82	76
TOYOTA	HI ACE	1980-82	77
TOYOTA	HILUX	1980-82	77
T081 T/BELT [111X20 C]			
HOLDEN	ASTRA	1987-89	24
HOLDEN	CAMIRA	1982-86	25
HOLDEN	CAMIRA	1987-89	25
NISSAN [DATSUN]	PULSAR	1987-91	56
OPEL	VECTRA	1990-95	57
PONTIAC	LEMANS	1988-89	60
T084 T/BELT [130X25.4]			
TOYOTA	4 RUNNER	1984-85	72
TOYOTA	4 RUNNER	1984-88	72
TOYOTA	BLIZZARD	1984-88	72
TOYOTA	CHASER	1983-86	74
TOYOTA	CORONA	1984-88	75
TOYOTA	CRESTA	1982-84	76
TOYOTA	CRESTA	1983-88	76
TOYOTA	CROWN	1982-86	76
TOYOTA	CROWN	1983-88	76
TOYOTA	DYNA	1985-8/88	76
TOYOTA	HI ACE	1987-0N	77
TOYOTA	HI ACE	1982-89	77
TOYOTA	HILUX	1982-87	77
TOYOTA	HILUX	1981-89	77
TOYOTA	LANDCRUISER	1985-1/90	77
TOYOTA	TOYOACE	1981-87	80
T085 T/BELT [102X19 T]			
NISSAN [DATSUN]	PULSAR	1983-86	56
NISSAN [DATSUN]	SENTRA	1987-89	56
NISSAN [DATSUN]	SUNNY	1982-87	57
T087 T/BELT [139X25.4 T]			
TOYOTA	CAMRY	1987-89	72
TOYOTA	CAMRY	1983-87	72
TOYOTA	CARINA	1981-86	73

Make	Model	Year	Page
TOYOTA	CARINA	1984-88	73
TOYOTA	CELICA	1983-84	73
TOYOTA	CELICA	1981-85	74
TOYOTA	CORONA	1983-87	75
TOYOTA	CORONA	1983-91	75
TOYOTA	CRESTA	1983-88	76
TOYOTA	CROWN	1983-87	76
T088 T/BELT [109X19 T]			
FORD	ECONOVAN	1984-6/84	21
MAZDA	626	1983-87	39
MAZDA	929	1984-87	40
MAZDA	929	1984-87	40
MAZDA	B2000	1982-88	40
MAZDA	COSMO	1984-89	40
MAZDA	E2000	1982-84	41
MAZDA	LUCE	1983-85	42
T089 T/BELT [122X19 C]			
HYUNDAI	STELLAR	1984-90	34
MITSUBISHI	CELESTE	1975-81	42
MITSUBISHI	CHARIOT	1983-85	43
MITSUBISHI	CHARIOT	1984-86	43
MITSUBISHI	CORDIA	1982-87	43
MITSUBISHI	CORDIA	1983-84	43
MITSUBISHI	CORDIA	1984-87	43
MITSUBISHI	DELICA	1980-87	44
MITSUBISHI	DELICA	1980-87	44
MITSUBISHI	DELICA	1980-87	44
MITSUBISHI	DELICA	1980-87	44
MITSUBISHI	ETERNA	1983-85	44
MITSUBISHI	ETERNA	1983-85	44
MITSUBISHI	GALANT	1981-85	45
MITSUBISHI	GALANT	1983-86	45
MITSUBISHI	GALANT	1983-86	45
MITSUBISHI	L200	1980-81	47
MITSUBISHI	L200	1981-82	47
MITSUBISHI	L200	10/82-84	47
MITSUBISHI	L200	1985-86	47
MITSUBISHI	L200	1984-86	47
MITSUBISHI	L300	1982-83	48
MITSUBISHI	L300	1983-84	48
MITSUBISHI	L300	1984-85	48
MITSUBISHI	L300	1984-85	48
MITSUBISHI	L300	1985-86	48
MITSUBISHI	L300	1985-86	48
MITSUBISHI	NIMBUS	1984-87	51
MITSUBISHI	SAPPORO	4/82-84	52
MITSUBISHI	SIGMA	1982-85	52
MITSUBISHI	SIGMA	1982-85	52
MITSUBISHI	SIGMA	1982-85	52
MITSUBISHI	SIGMA	1982-85	52
MITSUBISHI	STARION	1982-87	52
MITSUBISHI	TREDIA	1982-87	53
MITSUBISHI	TREDIA	1982-87	53

Make	Model	Year	Page
T090 T/BELT [55X12.7 C]			
HYUNDAI	STELLAR	1984-90	34
MITSUBISHI	CHARIOT	1983-85	43
MITSUBISHI	CHARIOT	1984-86	43
MITSUBISHI	CORDIA	1982-87	43
MITSUBISHI	CORDIA	1983-84	43
MITSUBISHI	CORDIA	1984-87	43
MITSUBISHI	DELICA	1986-91	43
MITSUBISHI	DELICA	1980-87	44
MITSUBISHI	DELICA	1980-87	44
MITSUBISHI	DELICA	1980-87	44
MITSUBISHI	ETERNA	1983-85	44
MITSUBISHI	ETERNA	1983-85	44
MITSUBISHI	EXPRESS	1986-91	44
MITSUBISHI	EXPRESS	1991-4/92	44
MITSUBISHI	EXPRESS	5/92-94	44
MITSUBISHI	GALANT	1981-85	45
MITSUBISHI	GALANT	1983-86	45
MITSUBISHI	GALANT	1983-86	45
MITSUBISHI	GALANT	1988-0N	46
MITSUBISHI	L200	1980-81	47
MITSUBISHI	L200	1981-82	47
MITSUBISHI	L200	10/82-84	47
MITSUBISHI	L200	1985-86	47
MITSUBISHI	L200	1984-86	47
MITSUBISHI	L300	1982-83	48
MITSUBISHI	L300	1983-84	48
MITSUBISHI	L300	1984-85	48
MITSUBISHI	L300	1984-85	48
MITSUBISHI	L300	1985-86	48
MITSUBISHI	L300	1985-86	48
MITSUBISHI	LANCER	1982-88	48
MITSUBISHI	LANCER	1987-0N	48
MITSUBISHI	LANCER	1987-0N	49
MITSUBISHI	NIMBUS	1984-87	51
MITSUBISHI	SAPPORO	4/82-84	52
MITSUBISHI	SIGMA	1982-85	52
MITSUBISHI	SIGMA	1982-85	52
MITSUBISHI	SIGMA	1982-85	52
MITSUBISHI	SIGMA	1982-85	52
MITSUBISHI	STARION	1982-87	52
MITSUBISHI	TREDIA	1982-87	53
MITSUBISHI	TREDIA	1982-87	53
T091 T/BELT [163X25.4 C]			
MITSUBISHI	DELICA	1983-87	44
MITSUBISHI	DELICA	1986-91	44
MITSUBISHI	L200	10/82-84	47
MITSUBISHI	L200	10/82-86	47
MITSUBISHI	L300	1982-86	48
MITSUBISHI	PAJERO	1983-87	51
MITSUBISHI	PAJERO	1987-93	51
MITSUBISHI	STRADA	1991	52

Make	Model	Year	Page
T092 T/BELT [83X19 C]			
MITSUBISHI	DELICA	1983-87	44
MITSUBISHI	DELICA	1986-91	44
MITSUBISHI	EXPRESS	1989-91	44
MITSUBISHI	EXPRESS	1991-5/93	45
MITSUBISHI	L200	10/82-84	47
MITSUBISHI	L200	10/82-86	47
MITSUBISHI	L300	1982-86	48
MITSUBISHI	PAJERO	1983-87	51
MITSUBISHI	PAJERO	1987-93	51
MITSUBISHI	STRADA	1991	52
MITSUBISHI	TRITON	1986-89	53
MITSUBISHI	TRITON	1989-90	53
MITSUBISHI	TRITON	1990-5/93	53
T093 T/BELT [120X19 C]			
MITSUBISHI	COLT	1984-9/88	43
MITSUBISHI	COLT	9/88-90	43
MITSUBISHI	CORDIA	1983-84	43
MITSUBISHI	DELICA	1986-91	43
MITSUBISHI	DELICA	1980-87	44
MITSUBISHI	EXPRESS	1980-85	44
MITSUBISHI	GALANT	1987-0N	45
MITSUBISHI	L200	4/82-9/82	47
MITSUBISHI	L200	10/82-84	47
MITSUBISHI	L200	10/82-84	47
MITSUBISHI	L200	10/82-84	47
MITSUBISHI	L300	3/82-83	48
MITSUBISHI	L300	1983-84	48
MITSUBISHI	L300	1984-85	48
MITSUBISHI	LANCER	1982-87	48
MITSUBISHI	LANCER	1986-90	48
MITSUBISHI	MIRAGE	1982-87	50
MITSUBISHI	MIRAGE	1986-90	50
MITSUBISHI	TREDIA	1982-87	53
T095 T/BELT [89X19 T]			
HOLDEN	BARINA	1985-88	24
HOLDEN	BARINA	1989-94	24
HOLDEN	DROVER	1985-87	25
SUZUKI	CULTUS	1983-88	71
SUZUKI	SAMURI	1988-95	71
SUZUKI	SIERRA	1984-90	71
SUZUKI	SIERRA	1996-98	71
SUZUKI	SWIFT	1984-88	71
SUZUKI	SWIFT	1984-93	71
T096 T/BELT [117X25.4 T]			
NISSAN [DATSUN]	LANGLEY	1983-86	55
NISSAN [DATSUN]	LAUREL	1983-85	55
NISSAN [DATSUN]	PULSAR	1981-86	56
T097 T/BELT [76X19 T]			
NISSAN [DATSUN]	LANGLEY	1983-86	55
NISSAN [DATSUN]	LAUREL	1983-85	55
NISSAN [DATSUN]	PULSAR	1981-86	56

Make	Model	Year	Page
T098 T/BELT [177X25 C]			
DAIHATSU	DELTA	1983-90	18
DAIHATSU	DELTA	1983-90	18
DAIHATSU	DELTA	1983-92	18
DAIHATSU	DELTA	1983-85	18
TOYOTA	CARINA	1987-90	73
TOYOTA	COROLLA	1983-93	75
TOYOTA	CORONA	1982-92	75
TOYOTA	ESTIMA	1992-99	77
TOYOTA	LITE ACE	1983-92	78
TOYOTA	LITE ACE	1983-90	78
TOYOTA	TARAGO	1983-88	79
TOYOTA	TOWNACE	1982-89	80
TOYOTA	TOWNACE	1982-91	80
T100 T/BELT [95X19 T]			
HONDA	ACCORD	1977-83	28
NISSAN [DATSUN]	BLUEBIRD	1984-91	54
NISSAN [DATSUN]	BLUEBIRD	1977-91	54
NISSAN [DATSUN]	BLUEBIRD	1986-91	55
NISSAN [DATSUN]	GAZELLE	1983-86	55
NISSAN [DATSUN]	LAUREL	1983-89	55
NISSAN [DATSUN]	PRAIRIE	1982-88	56
NISSAN [DATSUN]	SILVIA	1980-87	56
NISSAN [DATSUN]	SKYLINE	1981-87	57
NISSAN [DATSUN]	STANZA	1983-85	57
T101 T/BELT [169X25.4 C]			
TOYOTA	CRESSIDA	1984-88	76
TOYOTA	CROWN	1980-85	76
TOYOTA	CROWN	1985-87	76
TOYOTA	SOARER	8/83-85	79
TOYOTA	SUPRA	1983-88	79
T101R T/BELT - RACING [169X25.4 C]			
TOYOTA	CRESSIDA	1984-88	76
TOYOTA	CROWN	1980-85	76
TOYOTA	CROWN	1985-87	76
TOYOTA	SOARER	8/83-85	79
TOYOTA	SUPRA	1983-88	79
T102 T/BELT [78X19 C]			
FORD	TELSTAR	1983-ON	23
MAZDA	626	1984	39
T103 T/BELT [148X25.4 MC]			
FORD	TELSTAR	1983-ON	23
MAZDA	626	1984	39
MAZDA	CAPELLA	1983-95	40
T104 T/BELT [133X25.4 T]			
LOTUS	ECLAT	1974-80	38
NISSAN [DATSUN]	300	1984-88	54

Make	Model	Year	Page
NISSAN [DATSUN]	300ZX	1986-89	54
NISSAN [DATSUN]	FAIRLADY	1986-89	55
NISSAN [DATSUN]	LAUREL	1984-87	55
NISSAN [DATSUN]	MAXIMA	1990-6/93	55
NISSAN [DATSUN]	NAVARA	1992-6/93	55
NISSAN [DATSUN]	PATHFINDER	1992-6/93	56
NISSAN [DATSUN]	SUNNY	1992	57
NISSAN [DATSUN]	TERRANO	1987-95	57
T106 T/BELT [128X25 C]			
BMW	323	1979-85	15
BMW	318I	1980-8/85	14
BMW	325E	1986-87	15
BMW	325I	1988-93	15
BMW	520I	1981-8/85	15
BMW	525E	1986-88	15
BMW	525I	1985	15
T107 T/BELT [117X19 C]			
PORSCHE	924	1986-88	60
PORSCHE	944	1982-91	60
T109 T/BELT [219X25.4 T]			
PORSCHE	928	1980-81	60
PORSCHE	928	1978-81	60
T111 T/BELT [116X19 C]			
PEUGEOT	505	1980-88	59
RENAULT	ESPACE	1985-90	61
RENAULT	FUEGO	1984-88	61
T113 T/BELT [109X19 C]			
FORD	COURIER	1985	20
FORD	ECONOVAN	7/84-85	21
FORD	SPECTRON	1985-94	23
FORD	TELSTAR	7-84-87	23
MAZDA	626	1983-87	39
MAZDA	929	1984-87	40
MAZDA	929	1984-87	40
MAZDA	B2000	1982-88	40
MAZDA	CAPELLA	1983-87	40
MAZDA	E2000	1985-86	41
MAZDA	LUCE	1985-87	42
T117 T/BELT [109X22 C]			
FORD	COURIER	1986-87	20
FORD	ECONOVAN	1986-87	21
FORD	SPECTRON	1985-94	23
MAZDA	B2000	1982-88	40
MAZDA	E2000	1987-90	41
T120 T/BELT [134X25.4 T]			
ALFA ROMEO	75	1988-89	10
ALFA ROMEO	75	1988-91	10
ALFA ROMEO	90	1985-88	10

Make	Model	Year	Page
ALFA ROMEO	164	1989-93	10
ALFA ROMEO	GT / GTV	1980-88	10
T121 T/BELT [111X19 T]			
HOLDEN	CAMIRA	1984-87	25
HOLDEN	CAMIRA	1984-87	25
HOLDEN	PIAZZA	1986-87	26
HOLDEN	SHUTTLE	1982-90	27
HOLDEN	SHUTTLE	1983-91	27
ISUZU	ASKA	1983-90	35
ISUZU	ASKA	1983-90	35
ISUZU	FARGO	1980-86	35
ISUZU	PIAZZA	1984-90	35
T122 T/BELT [115X19 T]			
HOLDEN	JACKAROO	1985-88	26
HOLDEN	RODEO	1988-93	26
HOLDEN	RODEO	1985-88	26
ISUZU	AMIGO	1989-93	35
ISUZU	BIGHORN	1986-88	35
ISUZU	BIGHORN	1983-84	35
ISUZU	FARGO	1980-86	35
ISUZU	MU	1989-93	35
ISUZU	TROOPER	1986-88	36
ISUZU	TROOPER	1982-88	36
T123 T/BELT [107X19 C]			
FORD	CAPRI	1989-94	20
FORD	LASER	1985-87	21
FORD	MENTOR	1985-87	22
MAZDA	323	1985-89	38
MAZDA	323	1985-89	38
T124 T/BELT [123X19 C]			
HYUNDAI	SONATA	1989-92	34
MITSUBISHI	EXPRESS	1986-91	44
MITSUBISHI	EXPRESS	1991-4/92	44
MITSUBISHI	STARWAGON	1986-4/92	52
T125 T/BELT [178X25.4 C]			
TOYOTA	CELICA	1985-94	73
TOYOTA	CORONA	1989-94	75
TOYOTA	MR-2	1990-99	78
T125R T/BELT - RACING [178X25.4 C]			
TOYOTA	CELICA	1985-94	73
TOYOTA	CORONA	1989-94	75
TOYOTA	MR-2	1990-99	78
T126 T/BELT [159X25.4 C]			
TOYOTA	CRESTA	1989-90	76
TOYOTA	CROWN	1985-88	76
TOYOTA	LITE ACE	1986-93	78
TOYOTA	CRESSIDA	1988-92	76
T127 T/BELT [120X18 T]			
AUDI	80	8/83-84	11
AUDI	80	1983-84	11
AUDI	90	1985-87	11
AUDI	90	1988-89	11
AUDI	90	1989-92	11

Make	Model	Year	Page
AUDI	100	1983-89	11
AUDI	100	1983-89	12
AUDI	100	1988-91	12
AUDI	200	1986-88	12
AUDI	200	1983-7/88	12
AUDI	80 S2	1985-87	11
AUDI	80 S2	1988-89	11
VOLKSWAGEN	PASSAT	8/84-88	82
VOLKSWAGEN	SANTANA	8/84-85	83
T128 T/BELT [92X19 C]			
HYUNDAI	ACCENT	1994-00	33
HYUNDAI	EXCEL	1988-90	33
HYUNDAI	EXCEL	1990-94	33
HYUNDAI	S COUPE	1990-92	34
HYUNDAI	S COUPE	1992-7/93	34
MITSUBISHI	LANCER	1986-88	48
MITSUBISHI	LANCER	1988-91	48
MITSUBISHI	LANCER	1987-0N	48
MITSUBISHI	LANCER	1988-0N	48
MITSUBISHI	LANCER	1987-0N	49
MITSUBISHI	LANCER	1988-5/90	49
MITSUBISHI	MIRAGE	1986-88	50
MITSUBISHI	MIRAGE	1986-90	50
MITSUBISHI	MIRAGE	1987-0N	50
MITSUBISHI	MIRAGE	1987-90	50
PROTON	SAGA	1987-6/90	60
T129 T/BELT [192X28 C]			
HONDA	LEGEND	1986-87	31
HONDA	LEGEND	1988-91	31
HONDA	LEGEND	1985-91	31
ROVER	825SI	1987-88	62
ROVER	827SI	1988-92	62
T130 T/BELT [129X24 C]			
HONDA	CIVIC	1985-8/87	30
HONDA	CRX	1985-92	31
HONDA	INTEGRA	1986-89	31
T131 T/BELT [127X25 T]			
BMW	323	1979-85	15
BMW	320I	9/85-95	14
BMW	325E	1986-87	15
BMW	325I	1988-93	15
BMW	520I	8/85-90	15
BMW	525E	1986-88	15
BMW	525I	1986-88	15
BMW	525I	1988-90	15
T134 T/BELT [110X25.4 C]			
FORD	COURIER	1992-98	20
FORD	COURIER	1989-93	20
FORD	TELSTAR	1989-92	23
FORD	TELSTAR	1987-89	23
MAZDA	626	1988-98	39
MAZDA	B2200	1986-95	40

Make	Model	Year	Page
MAZDA	E2200	1988-94	41
MAZDA	MX6	1987-91	42
T135 T/BELT [89X19 C]			
SUZUKI	SWIFT	1993-0N	71
T137 T/BELT [151X19 MC]			
NISSAN [DATSUN]	BLUEBIRD	1977-91	54
NISSAN [DATSUN]	EXA	1987	55
NISSAN [DATSUN]	EXA	1988-91	55
NISSAN [DATSUN]	LANGLEY	1986-88	55
NISSAN [DATSUN]	PULSAR	1986-91	56
NISSAN [DATSUN]	SILVIA	1980-87	56
NISSAN [DATSUN]	180SX	1985-95	54
NISSAN [DATSUN]	200SX	1985-95	54
T137R T/BELT - RACING [151X19 MC]			
NISSAN [DATSUN]	180SX	1985-95	54
NISSAN [DATSUN]	200SX	1985-95	54
NISSAN [DATSUN]	BLUEBIRD	1977-91	54
NISSAN [DATSUN]	EXA	1987	55
NISSAN [DATSUN]	EXA	1988-91	55
NISSAN [DATSUN]	LANGLEY	1986-88	55
NISSAN [DATSUN]	PULSAR	1986-91	56
NISSAN [DATSUN]	SILVIA	1980-87	56
T138 T/BELT [163X26.7 MC]			
HOLDEN	APOLLO	1989-93	24
TOYOTA	CAMRY	1987-93	72
TOYOTA	CELICA	1986-89	73
TOYOTA	CELICA	1989-91	73
TOYOTA	CORONA	1988-92	75
T139 T/BELT [149X25.4 C]			
HYUNDAI	SONATA	1990-98	34
MITSUBISHI	DEBONAIR	1987-90	43
MITSUBISHI	DIAMANTE	1991-0N	44
MITSUBISHI	DIAMANTE	1991-0N	44
MITSUBISHI	GALANT	1987-0N	45
MITSUBISHI	MAGNA	1993-97	50
MITSUBISHI	PAJERO	1988-93	51
MITSUBISHI	PAJERO	1993-96	51
MITSUBISHI	TRITON	1990-91	53
MITSUBISHI	TRITON	1990-96	53
MITSUBISHI	V3000	1988-93	54
MITSUBISHI	VERADA	1991-96	54
T140 T/BELT [118X19 C]			
PEUGEOT	505	1984-93	59
PEUGEOT	505	1984-93	59

Make	Model	Year	Page
T141 T/BELT [107X21.6 C]			
FORD	LASER	1985-87	22
FORD	LASER	1985-87	21
FORD	LASER	1987-90	21
FORD	LASER	1987-90	21
FORD	MENTOR	1981-85	22
FORD	MENTOR	1985-87	22
FORD	TELSTAR	1983-85	23
MAZDA	121	1987-91	38
MAZDA	121	1987-90	38
MAZDA	323	1977-88	38
MAZDA	323	1985-89	38
MAZDA	323	1985-89	38
MAZDA	626	1987-91	39
MAZDA	CAPELLA	1987-89	40
MAZDA	ETUDE	1987-90	41
MAZDA	FAMILIA	1985-89	41
MAZDA	FAMILIA	1985-89	41
MAZDA	FAMILIA	1985-89	41
MAZDA	FAMILIA	1985-87	42
T142 T/BELT [124X24 C]			
HONDA	CIVIC	1991-99	29
HONDA	CIVIC	8/87-96	30
HONDA	CONCERTO	1991-93	30
HONDA	CRX	1987-92	30
HONDA	CRX	1985-92	31
HONDA	INTEGRA	1983-95	31
HONDA	PRELUDE	1987-91	32
HONDA	PRELUDE	1987-92	32
ROVER	416I	1986-89	62
T143 T/BELT [106X24 C]			
HONDA	ACCORD	1987-95	29
HONDA	CIVIC	1991-93	29
HONDA	CIVIC	1987-96	29
HONDA	CIVIC	1988-92	30
HONDA	CIVIC	1988-91	30
HONDA	CIVIC	1988-92	30
HONDA	CIVIC	1987-96	30
HONDA	CIVIC	1987-02	30
HONDA	CIVIC	1987-95	30
HONDA	CONCERTO	1988-92	30
HONDA	CRX	1987-91	31
T143R T/BELT - RACING [106X24 C]			
HONDA	ACCORD	1987-95	29
HONDA	CIVIC	1991-93	29
HONDA	CIVIC	1987-96	29
HONDA	CIVIC	1988-92	30
HONDA	CIVIC	1988-91	30
HONDA	CIVIC	1988-92	30
HONDA	CIVIC	1987-96	30
HONDA	CIVIC	1987-02	30
HONDA	CIVIC	1987-95	30

Make	Model	Year	Page
HONDA	CONCERTO	1988-92	30
HONDA	CRX	1987-91	31
T144	T/BELT [107X24 C]		
HONDA	ACCORD	1986-0N	28
HONDA	PRELUDE	1987-92	32
T145	T/BELT [107X24 C]		
HONDA	CIVIC	1995-00	29
HONDA	CIVIC	1989-92	30
HONDA	CIVIC	1989-92	30
HONDA	CONCERTO	1988-91	30
HONDA	CRX	1987-91	31
HONDA	DOMANI	1992-97	31
HONDA	INTEGRA	1989-00	31
MITSUBISHI	DIAMANTE	1991-0N	44
ROVER	216	1990-94	62
T145R	T/BELT - RACING [107X24 C]		
HONDA	CIVIC	1995-00	29
HONDA	CIVIC	1989-92	30
HONDA	CIVIC	1989-92	30
HONDA	CONCERTO	1988-91	30
HONDA	CRX	1987-91	31
HONDA	DOMANI	1992-97	31
HONDA	INTEGRA	1989-00	31
MITSUBISHI	DIAMANTE	1991-0N	44
ROVER	216	1990-94	62
T146	T/BELT [173X30 MC]		
MAZDA	929	1987-97	39
MAZDA	929	1987-89	40
MAZDA	929	1987-91	40
MAZDA	929	1987-91	40
MAZDA	LUCE	1986-0N	42
MAZDA	LUCE	1986-0N	42
MAZDA	MPV	1993-99	42
T147	T/BELT [137X25.4 MC]		
HOLDEN	JACKAROO	1988-92	26
HOLDEN	RODEO	1988-93	26
HOLDEN	RODEO	1993-98	27
HOLDEN	RODEO	1995-97	27
HOLDEN	RODEO	1997-98	27
ISUZU	BIGHORN	1987-92	35
ISUZU	RODEO	1987-90	36
ISUZU	TROOPER	1987-92	36
T148	T/BELT [104X17 C]		
PONTIAC	LEMANS	1988-92	60
T149	T/BELT [145X21.6 C]		
MAZDA	323	1987-89	38
MAZDA	323	1988-91	39
MAZDA	FAMILIA	1985-89	41
MAZDA	FAMILIA	1985-87	42
T152	T/BELT [119X25.4 MC]		
PORSCHE	944	1987-92	60
PORSCHE	944	1987-91	60
PORSCHE	968	1991-95	60

Make	Model	Year	Page
T154	T/BELT [193X35 MC]		
TOYOTA	4 RUNNER	1990-92	72
TOYOTA	HILUX	1989-92	77
T155	T/BELT [122X24 C]		
MITSUBISHI	GALANT	1989-90	46
MITSUBISHI	GALANT	1989-90	47
MITSUBISHI	GALANT	1989-93	47
MITSUBISHI	GALANT	1989-93	47
T156	T/BELT [148X25.4 C]		
MAHINDRA	STOCKMAN	1990-93	38
T157	T/BELT [179X31.8 MC]		
TOYOTA	CAMRY	1988-93	72
T158	T/BELT [122X19 C]		
HYUNDAI	SONATA	1988-92	34
HYUNDAI	SONATA	1989-96	34
HYUNDAI	STELLAR	1984-89	34
MITSUBISHI	CHARIOT	1986-87	43
MITSUBISHI	CHARIOT	1987-93	43
MITSUBISHI	CHARIOT	1991-0N	43
MITSUBISHI	CORDIA	1984-86	43
MITSUBISHI	CORDIA	1984-86	43
MITSUBISHI	CORDIA	1984-89	43
MITSUBISHI	CORDIA	1984-86	43
MITSUBISHI	CORDIA	1987-89	43
MITSUBISHI	EXPRESS	1986-4/87	44
MITSUBISHI	EXPRESS	5/87-91	44
MITSUBISHI	EXPRESS	1991-94	44
MITSUBISHI	GALANT	1987-0N	45
MITSUBISHI	GALANT	1988-0N	46
MITSUBISHI	GALANT	1988-0N	46
MITSUBISHI	NIMBUS	1987-92	51
MITSUBISHI	PAJERO	1984-91	51
MITSUBISHI	STARWAGON	1986-93	52
MITSUBISHI	STARWAGON	1994	52
T159	T/BELT [55X12.7 C]		
HYUNDAI	SONATA	1988-92	34
HYUNDAI	SONATA	1989-96	34
HYUNDAI	SONATA	1989-92	34
HYUNDAI	STELLAR	1984-89	34
MITSUBISHI	CHARIOT	1984-89	43
MITSUBISHI	CHARIOT	1986-87	43
MITSUBISHI	CHARIOT	1987-93	43
MITSUBISHI	CHARIOT	1991-0N	43
MITSUBISHI	CORDIA	1984-86	43
MITSUBISHI	CORDIA	1984-86	43
MITSUBISHI	CORDIA	1984-89	43
MITSUBISHI	CORDIA	1984-86	43
MITSUBISHI	CORDIA	1987-89	43
MITSUBISHI	ETERNA	1983-87	44
MITSUBISHI	ETERNA	1988-91	44
MITSUBISHI	EXPRESS	1986-4/87	44
MITSUBISHI	EXPRESS	5/87-91	44

Make	Model	Year	Page
mitsubishi	EXPRESS	1991-94	44
mitsubishi	GALANT	1987-0N	45
mitsubishi	GALANT	1988-0N	46
mitsubishi	GALANT	1988-0N	46
mitsubishi	GALANT	1989-90	46
mitsubishi	GALANT	1989-93	47
mitsubishi	MIRAGE	1984-88	50
mitsubishi	MIRAGE	1984-90	50
mitsubishi	NIMBUS	1992-5/92	51
mitsubishi	PAJERO	1984-91	51
mitsubishi	STARWAGON	1986-93	52
mitsubishi	STARWAGON	1993	52
mitsubishi	STARWAGON	1994	52
mitsubishi	STARWAGON	1986-4/92	52
mitsubishi	STARWAGON	1994-05	53
T160	T/BELT [108X24 C]		
HONDA	ACCORD	1984-85	28
HONDA	ACCORD	1986-89	28
HONDA	ACCORD	1983-85	28
HONDA	ACCORD	1983-85	28
HONDA	ACCORD	1985-89	28
HONDA	ACCORD	1986-89	28
HONDA	PRELUDE	1982-87	32
HONDA	PRELUDE	1983-85	32
HONDA	PRELUDE	1985-88	32
HONDA	PRELUDE	1983-87	32
HONDA	PRELUDE	1986-87	32
T161	T/BELT [101X24 C]		
HONDA	CIVIC	1984-89	30
HONDA	CRX	1985-88	30
HONDA	CRX	1983-88	30
HONDA	INTEGRA	1983-89	31
HONDA	CIVIC	1983-89	29
HONDA	CIVIC	1984-89	30
HONDA	CIVIC	1984-89	30
T162	T/BELT [112X19 MC]		
HOLDEN	GEMINI	1985-87	26
ISUZU	GEMINI	1985-90	35
T163	T/BELT [125X20 C]		
DAEWOO	ESPERO	1995-97	17
PONTIAC	LEMANS	1990-92	60
T164	T/BELT [95X19 C]		
SUZUKI	ESCUDO	1988-97	71
SUZUKI	SWIFT	1989-99	71
SUZUKI	VITARA	1988-96	71
T165	T/BELT [151X29 C]		
HYUNDAI	LANTRA	1991-92	34
mitsubishi	LANCER	1987-91	48
mitsubishi	LANCER	1987-91	48
mitsubishi	LANCER	1990-92	49
mitsubishi	MIRAGE	1987-90	50

Make	Model	Year	Page
T166	T/BELT [97X19 T]		
HONDA	CITY	1981-86	29
SUZUKI	CULTUS	1988-91	71
SUZUKI	SWIFT	1989-93	71
T167	T/BELT [153X29 C]		
HYUNDAI	LANTRA	1992-95	34
HYUNDAI	SONATA	1993-98	34
mitsubishi	ETERNA	1988	44
mitsubishi	GALANT	1988-0N	46
mitsubishi	GALANT	1988-4/92	46
mitsubishi	GALANT	5/92-0N	46
mitsubishi	GALANT	1988-0N	46
mitsubishi	GALANT	1988-4/92	46
mitsubishi	GALANT	5/92-0N	46
mitsubishi	GALANT	1988-0N	46
mitsubishi	GALANT	1988-4/92	46
mitsubishi	GALANT	5/92-0N	46
mitsubishi	GALANT	1988-0N	46
mitsubishi	GALANT	1988-4/92	46
mitsubishi	GALANT	5/92-0N	46
mitsubishi	GALANT	1989-90	47
mitsubishi	GALANT	1989-90	47
mitsubishi	GALANT	1989-93	47
mitsubishi	GALANT	1988-4/92	47
mitsubishi	GALANT	5/92-0N	47
mitsubishi	LANCER	1992-0N	49
mitsubishi	RVR	1997-99	52
T167R	T/BELT - RACING [153X29 C]		
mitsubishi	ETERNA	1988	44
mitsubishi	LANCER	1992-0N	49
mitsubishi	RVR	1997-99	52
T168	T/BELT [65X12.7 C]		
GREAT WALL	V240	2009-0N	23
GREAT WALL	X240	2009-0N	23
HYUNDAI	LANTRA	1991-92	34
HYUNDAI	LANTRA	1992-95	34
HYUNDAI	SONATA	1993-98	34
mitsubishi	AIRTREK	2002-0N	42
mitsubishi	AIRTREK	2001-04	42
mitsubishi	ETERNA	1988	44
mitsubishi	EXPRESS	1994-03	45
mitsubishi	EXPRESS	1994-03	45
mitsubishi	EXPRESS	10/03-06	45
mitsubishi	EXPRESS	1994-10/03	45
mitsubishi	EXPRESS	1994-10/03	45
mitsubishi	EXPRESS	1994-10/03	45
mitsubishi	EXPRESS	03/06-0N	45
mitsubishi	GALANT	1988-0N	46
mitsubishi	GALANT	1988-4/92	46
mitsubishi	GALANT	5/92-0N	46
mitsubishi	GALANT	1988-0N	46
mitsubishi	GALANT	1988-4/92	46
mitsubishi	GALANT	5/92-0N	46
mitsubishi	GALANT	1988-0N	46
mitsubishi	GALANT	1988-4/92	46

Make	Model	Year	Page
mitsubishi	GALANT	5/92-0N	46
mitsubishi	GALANT	1997-0N	46
mitsubishi	GALANT	1998-02	46
mitsubishi	GALANT	1989-90	47
mitsubishi	GALANT	1989-90	47
mitsubishi	GALANT	1989-90	47
mitsubishi	GALANT	1989-93	47
mitsubishi	GALANT	1988-4/92	47
mitsubishi	GALANT	5/92-0N	47
mitsubishi	GALANT	1989-93	47
mitsubishi	GALANT	1993-96	47
mitsubishi	GRANDIS	2004-0N	47
mitsubishi	LANCER	1992-0N	49
mitsubishi	LANCER	1992-96	49
mitsubishi	LANCER	1996-98	49
mitsubishi	LANCER	2005-0N	49
mitsubishi	MAGNA	1996-99	50
mitsubishi	NIMBUS	1987-92	51
mitsubishi	NIMBUS	6/92-98	51
mitsubishi	NIMBUS	1998-04	51
mitsubishi	OUTLANDER	2003-06	51
mitsubishi	OUTLANDER	2004-06	51
mitsubishi	RVR	1991-98	52
mitsubishi	RVR	1997-99	52
mitsubishi	RVR	1997-02	52
mitsubishi	STARWAGON	5/92-94	53
mitsubishi	STARWAGON	1994-05	53
mitsubishi	STARWAGON	1994-05	53
mitsubishi	STARWAGON	1994-05	53
mitsubishi	TRITON	1996-06	53
mitsubishi	TRITON	2007-0N	53
T168R	T/BELT - RACING [65X12.7 C]		
mitsubishi	ETERNA	1988	44
mitsubishi	LANCER	1992-0N	49
mitsubishi	LANCER	1992-96	49
mitsubishi	LANCER	1996-98	49
mitsubishi	RVR	1997-99	52
T170	T/BELT [142X19 MC]		
AUDI	90	1988-89	11
AUDI	90	1989-92	11
AUDI	100	1983-89	11
AUDI	100	1983-89	12
AUDI	100	1988-91	12
AUDI	200	1989-91	12
AUDI	200	8/88-91	12
T171	T/BELT [119X25.4 C]		
HOLDEN	BARINA	1989-94	24
SUZUKI	CULTUS	1986-99	71
SUZUKI	SWIFT	1988-0N	71
T172	T/BELT [211X30 C]		
SUBARU	FORESTER	1997-8/98	63
SUBARU	FORESTER	1997-8/98	63

Make	Model	Year	Page
SUBARU	IMPREZA	1997-09/98	65
SUBARU	IMPREZA	1997-09/98	65
SUBARU	LEGACY	1998-00	66
SUBARU	LEGACY	1998-00	66
T173	T/BELT [164X23 C]		
VOLVO	740,760	1988-90	83
T174	T/BELT [110X14 TP C]		
VOLVO	940	1990-96	84
T175	T/BELT [115X25.4]		
HOLDEN	CALAIS	1986-88	25
HOLDEN	COMMODORE	1986-88	25
NISSAN [DATSUN]	PATROL	1990-97	56
NISSAN [DATSUN]	SENTRA	1986-91	56
NISSAN [DATSUN]	SKYLINE	1986-91	57
T175R	T/BELT - RACING [115X25.4]		
HOLDEN	CALAIS	1986-88	25
HOLDEN	COMMODORE	1986-88	25
NISSAN [DATSUN]	PATROL	1990-97	56
NISSAN [DATSUN]	SENTRA	1986-91	56
NISSAN [DATSUN]	SKYLINE	1986-91	57
T176	T/BELT [113X19.1 C]		
HOLDEN	NOVA	1989-8/91	26
HOLDEN	NOVA	1992-9/94	26
HOLDEN	NOVA	1992-9/94	26
TOYOTA	CARINA	1983-86	73
TOYOTA	CELICA	1981-85	74
TOYOTA	CELICA	1985-89	74
TOYOTA	COROLLA	1991-99	74
TOYOTA	COROLLA	1989-92	74
TOYOTA	COROLLA	1986-89	74
TOYOTA	COROLLA	1987-92	74
TOYOTA	COROLLA	1989-92	74
TOYOTA	MR-2	1987-90	78
TOYOTA	SPRINTER	1983-90	79
T176R	T/BELT - RACING [113X19.1 C]		
HOLDEN	NOVA	1989-8/91	26
HOLDEN	NOVA	1992-9/94	26
HOLDEN	NOVA	1992-9/94	26
TOYOTA	CARINA	1983-86	73
TOYOTA	CELICA	1981-85	74
TOYOTA	CELICA	1985-89	74
TOYOTA	COROLLA	1991-99	74
TOYOTA	COROLLA	1989-92	74
TOYOTA	COROLLA	1986-89	74
TOYOTA	COROLLA	1987-92	74
TOYOTA	COROLLA	1989-92	74
TOYOTA	MR-2	1987-90	78
TOYOTA	SPRINTER	1983-90	79

Make	Model	Year	Page
T178 T/BELT [91X19 C]			
DAIHATSU	CHARADE	11/90-93	17
DAIHATSU	CHARADE	1993-96	17
DAIHATSU	HI JET	1987-95	18
T179 T/BELT [145X22 C]			
FORD	CAPRI	1989-94	20
FORD	LASER	1989-94	22
FORD	LASER	1987-90	21
FORD	LASER	1990-94	21
FORD	LASER	1990-94	21
FORD	LASER	1994-96	22
FORD	LASER	1994-99	22
FORD	LASER	1994-96	22
FORD	LASER	1994-99	22
KIA	MENTOR	5/98-00	36
MAZDA	323	1989-94	38
MAZDA	323	1989-92	39
MAZDA	323	1989-98	39
MAZDA	323	1994-98	39
MAZDA	323	1989-98	39
MAZDA	AUTOZAM	1991-97	40
MAZDA	ETUDE	1987-90	41
MAZDA	FAMILIA	1989-0N	41
MAZDA	FAMILIA	1988-89	42
MAZDA	LANTIS	1993-98	42
MAZDA	MX5	1989-05	42
MAZDA	MX5	1998-05	42
T179R T/BELT - RACING [145X22 C]			
FORD	CAPRI	1989-94	20
FORD	LASER	1989-94	22
FORD	LASER	1987-90	21
FORD	LASER	1990-94	21
FORD	LASER	1990-94	21
FORD	LASER	1994-96	22
FORD	LASER	1994-99	22
FORD	LASER	1994-96	22
FORD	LASER	1994-99	22
KIA	MENTOR	5/98-00	36
MAZDA	323	1989-94	38
MAZDA	323	1989-92	39
MAZDA	323	1989-98	39
MAZDA	323	1994-98	39
MAZDA	323	1989-98	39
MAZDA	AUTOZAM	1991-97	40
MAZDA	ETUDE	1987-90	41
MAZDA	FAMILIA	1989-0N	41
MAZDA	FAMILIA	1988-89	42
MAZDA	LANTIS	1993-98	42
MAZDA	MX5	1989-05	42
MAZDA	MX5	1998-05	42
T180 T/BELT [228X31.75 C]			
NISSAN (DATSUN)	300ZX	1989-12/93	54

Make	Model	Year	Page
T180R T/BELT - RACING [228X31.75 C]			
NISSAN (DATSUN)	300ZX	1989-12/93	54
T181 T/BELT [93X25 C]			
DAIHATSU	CHARADE	1988-96	17
DAIHATSU	TERIOS	1997-0N	18
T182 T/BELT [95X25 C]			
DAIHATSU	APPLAUSE	1989-99	17
DAIHATSU	CHARADE	1993-00	17
DAIHATSU	CHARADE	1994-00	18
DAIHATSU	FEROZA	1988-98	18
DAIHATSU	PYZAR	1997-00	18
DAIHATSU	PYZAR	1997-00	18
DAIHATSU	ROCKY	1988-97	18
T183 T/BELT [239X35 MC]			
MAZDA	929	1991-0N	39
MAZDA	929	1987-97	39
MAZDA	929	1991-97	40
MAZDA	929	1991-97	40
T184 T/BELT [125X26 C]			
HONDA	CR-V	1997-01	30
HONDA	INTEGRA	1989-01	31
HONDA	INTEGRA	1993-01	31
HONDA	ORTHIA	1996-01	32
T184R T/BELT - RACING [125X26 C]			
HONDA	CR-V	1997-01	30
HONDA	INTEGRA	1989-01	31
HONDA	INTEGRA	1993-01	31
HONDA	ORTHIA	1996-01	32
T185 T/BELT [107X22 C]			
FORD	CAPRI	1989-94	20
FORD	FESTIVA	1987-91	21
FORD	FESTIVA	1991-01	21
FORD	FESTIVA	1997-01	21
FORD	LASER	1989-97	22
FORD	LASER	1985-87	22
FORD	LASER	1985-87	21
FORD	LASER	1987-90	21
FORD	LASER	1990-94	21
FORD	LASER	1990-94	21
FORD	MENTOR	1981-85	22
FORD	MENTOR	1985-87	22
KIA	MENTOR	1997-4/98	36
MAZDA	121	1987-91	38
MAZDA	121	1990-00	38
MAZDA	323	1989-96	38
MAZDA	323	1989	39
MAZDA	323	1989-98	39
MAZDA	DEMIO	1996-02	41
MAZDA	DEMIO	1996-02	41
MAZDA	ETUDE	1987-90	41
MAZDA	FAMILIA	1989-0N	41
MAZDA	FAMILIA	1989-96	41
MAZDA	INTERPLAY	1989-0N	42

Make	Model	Year	Page
T186 T/BELT [70X16 C]			
HONDA	ACCORD	1994-97	28
HONDA	ACCORD	1993-97	28
HONDA	ACCORD	1989-97	28
HONDA	ACCORD	1993-97	28
HONDA	ACCORD	1997-0N	28
HONDA	ACCORD	1990-92	28
HONDA	ACCORD	1989-0N	28
HONDA	ACCORD	1989-94	28
HONDA	ACCORD	1989-94	28
HONDA	ACCORD	1989-95	28
HONDA	ACCORD	1989-93	28
HONDA	ACCORD	1993-97	29
HONDA	ACCORD	1993-97	29
HONDA	ACCORD	1997-00	29
HONDA	ACCORD	1998-03	29
HONDA	ASCOT	1989-95	29
HONDA	ODYSSEY	1995-00	31
HONDA	ODYSSEY	1998-00	31
HONDA	ODYSSEY	2000-04	32
HONDA	PRELUDE	1991-97	32
HONDA	PRELUDE	1997-01	32
HONDA	PRELUDE	1996-01	32
HONDA	PRELUDE	1997-01	32
HONDA	PRELUDE	1991-97	32
HONDA	PRELUDE	1991-96	32
HONDA	PRELUDE	1994-97	32
HONDA	PRELUDE	1996-99	32
HONDA	TORNEO	1997-01	32
T186R T/BELT - RACING [70X16 C]			
HONDA	ACCORD	1994-97	28
HONDA	ACCORD	1993-97	28
HONDA	ACCORD	1990-92	28
HONDA	ACCORD	1989-0N	28
HONDA	ACCORD	1989-94	28
HONDA	ACCORD	1989-95	28
HONDA	ACCORD	1993-97	29
HONDA	ACCORD	1997-00	29
HONDA	ASCOT	1989-95	29
HONDA	ODYSSEY	1995-00	31
HONDA	PRELUDE	1991-97	32
HONDA	PRELUDE	1991-96	32
HONDA	TORNEO	1997-01	32
T187 T/BELT [113X24 C]			
HONDA	ACCORD	1994-97	28
HONDA	ACCORD	1993-97	28
HONDA	ACCORD	1990-92	28
HONDA	ACCORD	1989-0N	28
HONDA	ACCORD	1989-94	28
HONDA	ACCORD	1989-95	28
HONDA	ACCORD	1993-97	29
HONDA	ACCORD	1997-00	29

Make	Model	Year	Page
HONDA	ASCOT	1989-95	29
HONDA	ODYSSEY	1995-00	31
HONDA	PRELUDE	1991-97	32
HONDA	PRELUDE	1991-96	32
HONDA	TORNEO	1997-01	32
T187R T/BELT - RACING 113X24 C]			
HONDA	ACCORD	1994-97	28
HONDA	ACCORD	1993-97	28
HONDA	ACCORD	1990-92	28
HONDA	ACCORD	1989-0N	28
HONDA	ACCORD	1989-94	28
HONDA	ACCORD	1989-95	28
HONDA	ACCORD	1993-97	29
HONDA	ACCORD	1997-00	29
HONDA	ASCOT	1989-95	29
HONDA	ODYSSEY	1995-00	31
HONDA	PRELUDE	1991-97	32
HONDA	PRELUDE	1991-96	32
HONDA	TORNEO	1997-01	32
T188 T/BELT [133X25.4 C]			
CITROEN	BX	1989-94	15
PEUGEOT	405	1989-93	59
T189 T/BELT [113X17 C]			
CITROEN	BX	1983-93	15
CITROEN	BX	1986-94	15
CITROEN	ZX	1991-1/92	16
PEUGEOT	205	1987-91	58
PEUGEOT	205	1987-91	58
PEUGEOT	309	1985-1/92	59
PEUGEOT	405	1987-1/92	59
PEUGEOT	405	1985-1/92	59
T190 T/BELT [209X34 MC]			
LEXUS	LS400	1990-0N	38
TOYOTA	CELSIOR	1984-86	74
TOYOTA	CROWN	1991-95	76
TOYOTA	SOARER	1991-93	79
T191 T/BELT [92X22 C]			
HYUNDAI	ACCENT	1994-0N	33
HYUNDAI	ACCENT	1994-00	33
HYUNDAI	EXCEL	1990-95	33
HYUNDAI	EXCEL	1990-0N	33
HYUNDAI	EXCEL	7/94-00	33
HYUNDAI	S COUPE	7/93-95	34
MINI	LANCER	6/90-92	49
MINI	LANCER	1992-96	49
MINI	LANCER	1996-98	49
MINI	MIRAGE	1990-0N	50
MINI	MIRAGE	1990-0N	51
MINI	MIRAGE	1991-0N	51
PROTON	JUMBUCK	2003-0N	60
PROTON	PERSONA	1995-05	60
PROTON	PERSONA	1995-05	60

Make	Model	Year	Page
PROTON	SAGA	6/90-96	60
PROTON	SAGA	6/90-96	60
PROTON	SATRIA	1997-05	60
PROTON	SATRIA	1997-05	60
PROTON	WIRA	1995-05	61
PROTON	WIRA	1995-05	61
T191R T/BELT - RACING [92X22 C]			
HYUNDAI	ACCENT	1994-ON	33
HYUNDAI	ACCENT	1994-00	33
HYUNDAI	EXCEL	1990-95	33
HYUNDAI	EXCEL	1990-ON	33
HYUNDAI	EXCEL	7/94-00	33
HYUNDAI	S COUPE	7/93-95	34
MITSUBISHI	LANCER	6/90-92	49
MITSUBISHI	LANCER	1992-96	49
MITSUBISHI	LANCER	1996-98	49
MITSUBISHI	MIRAGE	1990-ON	50
MITSUBISHI	MIRAGE	1990-ON	51
MITSUBISHI	MIRAGE	1991-ON	51
PROTON	PERSONA	1995-05	60
PROTON	PERSONA	1995-05	60
PROTON	SAGA	6/90-96	60
PROTON	SAGA	6/90-96	60
PROTON	SATRIA	1997-05	60
PROTON	SATRIA	1997-05	60
PROTON	WIRA	1995-05	61
PROTON	WIRA	1995-05	61
T193 T/BELT [196X28 C]			
HONDA	LEGEND	1991-96	31
T194 T/BELT [97X25 C]			
SUZUKI	ALTO	1995-99	70
SUZUKI	CARRY	1999-ON	71
SUZUKI	JIMNY	1998-00	71
T195 T/BELT [257X31.8 C]			
MITSUBISHI	3000GT	1992-97	42
MITSUBISHI	DIAMANTE	1990-ON	44
MITSUBISHI	GALANT	1989-91	45
MITSUBISHI	GTO	1990-ON	47
T196 T/BELT [219X25.4 C]			
PORSCHE	928	1982-84	60
PORSCHE	928	1982-85	60
PORSCHE	928	1986-91	60
PORSCHE	928	1987-91	60
PORSCHE	928	1992-95	60
T197 T/BELT [147X19 MC]			
AUDI	80	1992-93	11
T198 T/BELT [167X23 C]			
VOLVO	940	1990-96	84
T199 T/BELT [163X26.7 MC]			
HOLDEN	APOLLO	1993-97	24
TOYOTA	CALDINA	1992-02	72
TOYOTA	CAMRY	1989-91	72

Make	Model	Year	Page
TOYOTA	CAMRY	1993-02	72
TOYOTA	CAMRY	1990-94	73
TOYOTA	CAMRY	1994-98	73
TOYOTA	CARINA	1985-89	73
TOYOTA	CARINA	1988-92	73
TOYOTA	CELICA	1992-99	74
TOYOTA	CORONA	1988-92	75
TOYOTA	CORONA	1992-95	75
TOYOTA	CORONA	1992-96	75
TOYOTA	CORONA	1993-97	75
TOYOTA	CORONA	1993-ON	76
TOYOTA	CURREN	1994-98	76
TOYOTA	IPSUM	1996-01	77
TOYOTA	RAV4	1994-00	78
TOYOTA	SPACIA	1998-01	79
T199R T/BELT - RACING [163X26.7 MC]			
HOLDEN	APOLLO	1989-93	24
HOLDEN	APOLLO	1993-97	24
TOYOTA	CALDINA	1992-02	72
TOYOTA	CAMRY	1989-91	72
TOYOTA	CAMRY	1987-93	72
TOYOTA	CAMRY	1993-02	72
TOYOTA	CAMRY	1990-94	73
TOYOTA	CAMRY	1994-98	73
TOYOTA	CARINA	1985-89	73
TOYOTA	CARINA	1988-92	73
TOYOTA	CELICA	1986-89	73
TOYOTA	CELICA	1989-91	73
TOYOTA	CELICA	1992-99	74
TOYOTA	CORONA	1988-92	75
TOYOTA	CORONA	1988-92	75
TOYOTA	CORONA	1992-96	75
TOYOTA	CORONA	1993-97	75
TOYOTA	CORONA	1993-ON	76
TOYOTA	CURREN	1994-98	76
TOYOTA	IPSUM	1996-01	77
TOYOTA	RAV4	1994-00	78
TOYOTA	SPACIA	1998-01	79
T200 T/BELT [191X31.75 MC]			
HOLDEN	APOLLO	1993-97	24
LEXUS	ES300	1992-96	37
TOYOTA	CAMRY	1993-97	72
TOYOTA	VIENTA	1995-97	80
TOYOTA	WINDOM	1991-96	80
T201 T/BELT [121X29 C]			
MITSUBISHI	LANCER	1992-96	49
MITSUBISHI	LANCER	1996-98	49
MITSUBISHI	LANCER	2002-07	49
MITSUBISHI	PAJERO	2001-02	51
MITSUBISHI	RVR	1991-02	52
PROTON	PERSONA	1994-ON	60

Make	Model	Year	Page
T203 T/BELT [111X17 C]			
DAEWOO	CIELO	1995-98	16
DAEWOO	CIELO	1996-97	16
HOLDEN	ASTRA	1996-98	24
HOLDEN	BARINA	1994-97	24
HOLDEN	COMBO	1996-0N	25
T204 T/BELT [123X24 C]			
MITSUBISHI	NIMBUS	1998-0N	51
MITSUBISHI	NIMBUS	1992-5/92	51
T207 T/BELT [299X30 MC]			
AUDI	A8	1995-9/98	14
AUDI	A8	1995-03	14
AUDI	V8 QUATTRO	1990-92	14
T208 T/BELT [128X26 C]			
TOYOTA	CALDINA	1992-00	72
TOYOTA	COROLLA	1993-02	75
TOYOTA	COROLLA	1990-99	75
TOYOTA	CORSA	1990-99	76
TOYOTA	CYNOS	1991-05	76
TOYOTA	PASEO	1991-99	78
TOYOTA	RAUM	1997-00	78
TOYOTA	SPRINTER	1994-99	79
TOYOTA	TERCEL	1990-99	80
T209 T/BELT [241X34 C]			
SUBARU	SVX	1992-97	70
T211 T/BELT [113X21 C]			
HONDA	ACCORD	1989-0N	28
HONDA	ASCOT	1993-97	29
HONDA	RAFAGA	1993-98	32
T212 T/BELT [103X25.4 C]			
SUZUKI	APV	2005-0N	71
SUZUKI	BALENO	1995-01	71
SUZUKI	CULTUS	1989-91	71
SUZUKI	GRAND VITARA	1999-0N	71
SUZUKI	SWIFT	1989-95	71
SUZUKI	VITARA	1991-96	71
SUZUKI	X90	1996-98	71
T213 T/BELT [70X15.88 T]			
PORSCHE	911	1977-85	60
PORSCHE	911	1994-0N	60
PORSCHE	930	1975-77	60
T214 T/BELT [192X30 MC]			
EUNOS	500	1992-96	19
EUNOS	800	1992-96	19
EUNOS	30X	1992-96	19
FORD	PROBE	1994-98	22
FORD	TELSTAR	1992-96	23
MAZDA	323	1994-98	39
MAZDA	626	1992-97	39
MAZDA	CRONOS	1991-0N	41
MAZDA	CRONOS	1991-0N	41
MAZDA	EFINI	1991-0N	41

Make	Model	Year	Page
MAZDA	EUNOS	1992-97	41
MAZDA	EUNOS	1996-98	41
MAZDA	EUNOS	1996-98	41
MAZDA	LANTIS	1993-99	42
MAZDA	MX8	1991-97	42
T215 T/BELT [143X25.4 C]			
LEXUS	GS300	1996-05	37
LEXUS	IS300	1999-05	38
TOYOTA	CROWN	1991-95	76
TOYOTA	SOARER	1991-95	79
TOYOTA	SUPRA	1993-97	79
T215R T/BELT - RACING [143X25.4 C]			
LEXUS	GS300	1996-05	37
LEXUS	IS300	1999-05	38
TOYOTA	CROWN	1991-95	76
TOYOTA	SOARER	1991-95	79
TOYOTA	SUPRA	1993-97	79
T216 T/BELT [127X24 C]			
HONDA	PRELUDE	1991-97	32
T217 T/BELT [143X21 C]			
VOLVO	850	1992-97	83
VOLVO	960	1991-93	84
VOLVO	960	1991-93	84
VOLVO	V70	2007-0N	85
T218 T/BELT [239X25.4]			
AUDI	80	1992-95	11
AUDI	80	1992-95	11
AUDI	80	1992-95	11
AUDI	80	1992-95	11
AUDI	80	1992-95	11
AUDI	80	1992-95	11
AUDI	100	1992-94	12
AUDI	100	1992-94	12
AUDI	A4	1995-98	12
AUDI	A6 [C4]	1994-97	13
AUDI	A6 [C4]	1994-97	13
AUDI	A6 [C4]	1994-97	13
AUDI	A8	1994-96	13
AUDI	A8	1994-96	13
T220 T/BELT [218X31.75 MC]			
HOLDEN	JACKAROO	1992-1/98	26
ISUZU	BIGHORN	1991-99	35
ISUZU	TROOPER	1991-95	36
T221 T/BELT [223X31.75 MC]			
HOLDEN	JACKAROO	1992-1/98	26
ISUZU	TROOPER	1991-95	36
ISUZU	BIGHORN	1991-95	35
T222 T/BELT [78X20 C]			
PORSCHE	911	1990-94	60
T223 T/BELT [103X24 C]			
HONDA	ACCORD	1995-00	29
HONDA	CIVIC	1991-93	29

Make	Model	Year	Page
HONDA	CIVIC	1995-00	30
HONDA	CIVIC	2001-07	30
T223R T/BELT - RACING [103X24 C]			
HONDA	ACCORD	1995-00	29
HONDA	CIVIC	1991-93	29
HONDA	CIVIC	1995-00	30
HONDA	CIVIC	2001-07	30
T224 T/BELT [104X24 C]			
HONDA	CIVIC	1991-02	29
HONDA	CIVIC	1995-00	29
HONDA	HR-V	1999-01	31
T225 T/BELT [151X19 MC]			
AUDI	80 S2	1993-94	11
AUDI	S2	1993-96	14
AUDI	S4	1993-95	14
T226 T/BELT [155X24 C]			
HONDA	PRELUDE	1996-01	32
HONDA	PRELUDE	1997-01	32
HONDA	PRELUDE	1994-97	32
HONDA	PRELUDE	1996-99	32
T227 T/BELT [124X26 C]			
HONDA	CIVIC	1995-00	29
HONDA	CIVIC	1989-95	30
HONDA	CIVIC	1998-00	30
HONDA	CRX	1992-98	30
HONDA	INTEGRA	1989-93	31
T228 T/BELT [135X25.4 C]			
FORD	LASER	2001-02	22
FORD	LASER	2001-02	22
FORD	TELSTAR	1992-96	23
HONDA	ACCORD	1989-93	28
MAZDA	323	1998-03	38
MAZDA	323	1998-03	39
MAZDA	626	1991-02	39
MAZDA	CAPELLA	1997-02	40
MAZDA	FAMILIA	1999-01	42
MAZDA	PREMACY	2001-03	42
T229 T/BELT [123X19.1 C]			
MINI	EXPRESS	5/92-94	44
MINI	EXPRESS	1994-10/03	45
MINI	STARWAGON	5/92-94	53
MINI	STARWAGON	1994-05	53
VOLVO	940	1993-96	84
VOLVO	940	1993-96	84
T230 T/BELT [124X29 C]			
GREAT WALL	V240	2009-ON	23
GREAT WALL	X240	2009-ON	23
MINI	EXPRESS	1994-10/03	45
MINI	EXPRESS	03/06-ON	45
MINI	NIMBUS	6/92-98	51
MINI	STARWAGON	1994-05	53
MINI	TRITON	1996-06	53
MINI	TRITON	2007-ON	53

Make	Model	Year	Page
T231 T/BELT [241X28 C]			
HONDA	NSX / NSX-T	1990-98	31
HONDA	NSX / NSX-T	2002-04	31
T232 T/BELT [123X29 C]			
MINI	EXPRESS	1994-03	45
MINI	EXPRESS	10/03-06	45
MINI	EXPRESS	1994-10/03	45
MINI	GALANT	1993-96	47
MINI	MAGNA	1996-99	50
MINI	NIMBUS	1998-04	51
MINI	STARWAGON	1994-05	53
T235 T/BELT [121X21.1 C]			
HOLDEN	NOVA	1992-9/94	26
HOLDEN	NOVA	1994-97	26
TOYOTA	COROLLA	1996-01	75
TOYOTA	COROLLA	1992-94	74
TOYOTA	SPRINTER	1994-96	79
T236 T/BELT [117X21.1 C]			
HOLDEN	NOVA	1989-8/91	26
HOLDEN	NOVA	1992-9/94	26
HOLDEN	NOVA	1994-97	26
TOYOTA	CARIB	1996-01	73
TOYOTA	COROLLA	1991-99	74
TOYOTA	COROLLA	1995-00	75
TOYOTA	COROLLA	1989-95	74
TOYOTA	SPRINTER	1995-00	79
TOYOTA	SPRINTER	1994-00	79
T237 T/BELT [159X25.4 C]			
TOYOTA	SUPRA	1986-93	79
T237R T/BELT - RACING [159X25.4 C]			
TOYOTA	SUPRA	1986-93	79
T239 T/BELT [94X19 T]			
TOYOTA	COROLLA	1991-00	74
TOYOTA	COROLLA	1987-92	74
TOYOTA	COROLLA	1989-90	74
TOYOTA	COROLLA	1989-95	74
TOYOTA	COROLLA	1991-95	74
TOYOTA	COROLLA	1988-96	74
TOYOTA	CORONA	1987-90	75
TOYOTA	SPRINTER	1988-91	79
TOYOTA	SPRINTER	1991-97	79
TOYOTA	SPRINTER	1987-91	79
T240 T/BELT [193X36 MC]			
TOYOTA	4 RUNNER	1993-96	72
TOYOTA	HILUX	1993-96	77
T241 T/BELT [97X19 C]			
SUZUKI	SWIFT	1993-ON	71
T242 T/BELT [137X25.4 C]			
VOLKSWAGEN	GOLF	1994-98	81
VOLKSWAGEN	GOLF	1994-98	81
T243 T/BELT [89X19.5 C]			
HOLDEN	BARINA	1989-94	24
SUZUKI	SIERRA	1996-98	71

Make	Model	Year	Page
T244 T/BELT [112X24 C]			
HONDA	ACCORD	1989-97	28
HONDA	ACCORD	1997-0N	28
HONDA	ACCORD	1993-97	29
HONDA	ACCORD	1998-03	29
HONDA	ODYSSEY	1998-00	31
HONDA	ODYSSEY	2000-04	32
T245 T/BELT [112X29 C]			
CHRYSLER	NEON	1996-02	15
T246 T/BELT [150X29 C]			
CHRYSLER	PT CRUISER	2000-0N	15
T247 T/BELT [126X26 C]			
HONDA	INTEGRA	1993-99	31
T247R T/BELT - RACING [126X26 C]			
HONDA	INTEGRA	1993-99	31
T249 T/BELT [133X25.4 C]			
NISSAN [DATSUN]	MAXIMA	6/93-94	55
NISSAN [DATSUN]	NAVARA	6/93-05	55
NISSAN [DATSUN]	NAVARA	2001-06	56
NISSAN [DATSUN]	PATHFINDER	6/93-97	56
NISSAN [DATSUN]	PATHFINDER	1995-05	56
NISSAN [DATSUN]	TERRANO	1995-00	57
T251 T/BELT [228X31.75 C]			
NISSAN [DATSUN]	300ZX	1994-97	54
T252 T/BELT [148X23 C]			
RENAULT	LAGUNA	1995-97	61
VOLVO	850	1993-96	83
VOLVO	850	1992-97	83
VOLVO	850	1992-97	83
VOLVO	960	1994-95	84
VOLVO	960	1994-95	84
VOLVO	CROSS COUNTRY	2000-0N	84
VOLVO	S40, V40	1997-04	84
VOLVO	S40, V40	1997-04	84
VOLVO	S70, V70	1997-0N	84
VOLVO	V70	2000-0N	85
VOLVO	V70	2007-0N	85
VOLVO	XC90	2003-0N	85
T253 T/BELT [265X32 C]			
MITSUBISHI	DIAMANTE	1997-99	44
MITSUBISHI	PAJERO	1993-4/00	52
MITSUBISHI	VERADA	1997-99	54
T254 T/BELT [211X30 C]			
SUBARU	IMPREZA	1993-98	64
SUBARU	IMPREZA	1993-98	64
SUBARU	IMPREZA	1993-98	64
SUBARU	IMPREZA	1993-98	64
SUBARU	IMPREZA	1993-98	64

Make	Model	Year	Page
SUBARU	IMPREZA	1996-12/96	64
SUBARU	IMPREZA	1996-12/96	64
SUBARU	IMPREZA	1996-12/96	65
SUBARU	JUSTY	1984-92	66
SUBARU	LEGACY	1994-96	66
SUBARU	LEGACY	1996-00	67
SUBARU	LEGACY	1996-00	67
SUBARU	LEONE	1989-94	67
SUBARU	LIBERTY	1989-95	68
SUBARU	LIBERTY	1989-98	68
SUBARU	LIBERTY	1989-98	68
T254R T/BELT - RACING [211X30 C]			
SUBARU	IMPREZA	1993-98	64
SUBARU	IMPREZA	1993-98	64
SUBARU	IMPREZA	1993-98	64
SUBARU	IMPREZA	1993-98	64
SUBARU	IMPREZA	1996-12/96	64
SUBARU	IMPREZA	1996-12/96	65
SUBARU	JUSTY	1984-92	66
SUBARU	LEGACY	1994-96	66
SUBARU	LEGACY	1996-00	67
SUBARU	LEONE	1989-94	67
SUBARU	LIBERTY	1989-95	68
SUBARU	LIBERTY	1989-98	68
T256 T/BELT [154X29 C]			
MITSUBISHI	AIRTREK	2001-04	42
MITSUBISHI	GALANT	1998-02	46
T257 T/BELT [211X32 C]			
LEXUS	ES300	1996-05	37
LEXUS	RX330	2003-05	38
LEXUS	RX400	2006-0N	38
TOYOTA	AVALON	2000-05	72
TOYOTA	CAMRY	1997-0N	73
TOYOTA	KLUGER	2003-07	77
TOYOTA	VIENTA	1997-99	80
T258 T/BELT [131X25.4 C]			
FORD	MONDEO	1995-5/98	22
T259 T/BELT [187X32 C]			
MITSUBISHI	CHALLENGER	1998-06	42
MITSUBISHI	MAGNA	1996-00	50
MITSUBISHI	MAGNA	1996-97	50
MITSUBISHI	MAGNA	2000-05	50
MITSUBISHI	STARWAGON	1994-05	53
MITSUBISHI	TRITON	1996-06	53
T260 T/BELT 121X18 MC]			
SEAT	CORDOBA	1998-99	62
VOLKSWAGEN	GOLF	1995-99	81
T262 T/BELT [124X18 MC]			
AUDI	80	1989-95	11
SEAT	IBIZA	1995-9/98	62
SEAT	TOLEDO	1995-99	62
VOLKSWAGEN	CORRADO	1993-95	81

Make	Model	Year	Page
VOLKSWAGEN	GOLF	1994-98	81
VOLKSWAGEN	GOLF	1994-03	81
VOLKSWAGEN	PASSAT	1990-96	82
VOLKSWAGEN	TRANSPORTER	1993-0N	83
VOLKSWAGEN	VENTO	1995-97	83
T264 T/BELT [108X25.4 C]			
FORD	COURIER	1988-92	20
FORD	ECONOVAN	1988-05	21
FORD	SPECTRON	1985-94	23
FORD	TELSTAR	1987-89	23
MAZDA	626	1988-95	39
MAZDA	E2000	1987-0N	41
MAZDA	E2000	1996-03	41
T265 T/BELT [146X28 C]			
CHRYSLER	PT CRUISER	2000-0N	15
JEEP	CHEROKEE	2001-0N	36
T266 T/BELT [125X25 C]			
MAZDA	FAMILIA	1994-99	42
T267 T/BELT [201X30 MC]			
EUNOS	800M	1994-96	19
MAZDA	EUNOS	1996-00	41
MAZDA	MINNENIA	2000-02	42
T268 T/BELT [139X21 C]			
VOLVO	850	1992-97	83
T269 T/BELT [144X23 C]			
VOLVO	850	1992-97	83
VOLVO	S70, V70	1997-0N	84
T270 T/BELT [152X28 C]			
VOLVO	960	1995-97	84
VOLVO	960	1995-97	84
VOLVO	S80	1998-12/99	85
VOLVO	S80	1998-12/99	85
T271 T/BELT [191X36 C]			
TOYOTA	HILUX	2001-05	77
TOYOTA	LANDCRUISER	1996-03	78
TOYOTA	PRADO	1996-03	78
T272 T/BELT [89X25.4 C]			
SUZUKI	ALTO	1994-0N	70
T272R T/BELT - RACING [89X25.4 C]			
SUZUKI	ALTO	1994-0N	70
T275 T/BELT [88X17 C]			
HONDA	GOLD WING		31
T277 T/BELT [281X30 C]			
SUBARU	FORESTER	1998-00	63
SUBARU	FORESTER	1998-00	63
SUBARU	FORESTER	2000-02	63
SUBARU	FORESTER	2000-02	63
SUBARU	FORESTER	2002-0N	64
SUBARU	FORESTER	2002-0N	64
SUBARU	IMPREZA	1994-02/98	65
SUBARU	IMPREZA	1994-02/98	65

Make	Model	Year	Page
SUBARU	IMPREZA	1994-02/98	65
SUBARU	IMPREZA	1994-02/98	65
SUBARU	IMPREZA	03/98-00	65
SUBARU	IMPREZA	03/98-00	65
SUBARU	IMPREZA	2000-0N	65
SUBARU	IMPREZA	2000-0N	65
SUBARU	IMPREZA	2004-0N	66
SUBARU	IMPREZA	2004-0N	66
SUBARU	LEGACY	1989-95	66
SUBARU	LEGACY	1995-3/98	66
SUBARU	LEGACY	1995-3/98	66
SUBARU	LEGACY	1998-00	66
SUBARU	LEGACY	1998-00	66
SUBARU	LEGACY	1994-96	67
SUBARU	LEGACY	1994-96	67
SUBARU	LEGACY	1996-00	67
SUBARU	LEGACY	1996-00	67
SUBARU	LIBERTY	1991-94	67
SUBARU	LIBERTY	1997-98	68
SUBARU	LIBERTY	1997-98	68
SUBARU	LIBERTY	1998-00	68
SUBARU	LIBERTY	1998-00	68
SUBARU	LIBERTY	2000-03	68
SUBARU	LIBERTY	2000-03	68
SUBARU	LIBERTY	2003-09	69
SUBARU	LIBERTY	2003-09	69
SUBARU	LIBERTY	2003-09	69
SUBARU	LIBERTY	2003-09	69
SUBARU	OUTBACK	1997-10/98	70
SUBARU	OUTBACK	1997-10/98	70
SUBARU	OUTBACK	1996-97	70
SUBARU	OUTBACK	1996-97	70
T277R T/BELT - RACING [281X30 C]			
SUBARU	FORESTER	2000-02	63
SUBARU	FORESTER	2000-02	63
SUBARU	FORESTER	2002-0N	64
SUBARU	FORESTER	2002-0N	64
SUBARU	IMPREZA	2000-0N	65
SUBARU	IMPREZA	2000-0N	65
SUBARU	IMPREZA	2004-0N	66
SUBARU	IMPREZA	2004-0N	66
SUBARU	LEGACY	1998-00	66
SUBARU	LIBERTY	2000-03	68
SUBARU	LIBERTY	2000-03	68
SUBARU	LIBERTY	2003-09	69
SUBARU	LIBERTY	2003-09	69
SUBARU	LIBERTY	2003-09	69
SUBARU	LIBERTY	2003-09	69
SUBARU	OUTBACK	1997-10/98	70
SUBARU	OUTBACK	1997-10/98	70

Make	Model	Year	Page
T278 T/BELT [111X25.4 C]			
HYUNDAI	COUPE	1996-02	33
HYUNDAI	ELANTRA	2000-03	33
HYUNDAI	ELANTRA LAVITA	2001-03	33
HYUNDAI	LANTRA	1995-00	34
HYUNDAI	LANTRA	1995-6/00	34
HYUNDAI	SX COUPE	1996-0N	34
NISSAN [DATSUN]	AVENAIR	1993-95	54
NISSAN [DATSUN]	AVENIR	1993-0N	54
NISSAN [DATSUN]	SUNNY	1991-0N	57
T279 T/BELT [197X24 C]			
HONDA	LEGEND	1996-04	31
T280 T/BELT [69X15 C]			
HONDA	LEGEND	1996-04	31
T281 T/BELT [168.25.4 C]			
FORD	TELSTAR	1989-95	23
KIA	CREDOS	1998-01	36
KIA	SPORTAGE	1997-03	37
MAZDA	626	1988-95	39
MAZDA	CAPELLA	1989-0N	40
MAZDA	CAPELLA	1987-89	40
T282 T/BELT [105X22 C]			
HYUNDAI	ACCENT	1999-03	33
HYUNDAI	ACCENT	1999-03	33
HYUNDAI	ACCENT	2003-0N	33
HYUNDAI	EXCEL	1998-00	33
HYUNDAI	GETZ	2005-07	33
HYUNDAI	GETZ	2002-0N	33
HYUNDAI	GETZ	2005-0N	33
KIA	RIO	2005-0N	36
KIA	RIO	2007-10	36
T284 T/BELT [113X25.4 C]			
HYUNDAI	COUPE	1996-02	33
HYUNDAI	ELANTRA	9/06-0N	33
HYUNDAI	ELANTRA	2000-8/06	33
HYUNDAI	I30	2007-0N	33
HYUNDAI	LANTRA	5/95-6/00	34
HYUNDAI	LANTRA	5/95-6/00	34
HYUNDAI	TIBURON	2002-07	35
HYUNDAI	TUCSON	2004-5/06	35
HYUNDAI	TUCSON	05/06-0N	35
KIA	CERATO	2004-09	36
KIA	CERATO	2004-09	36
KIA	SORENTO	2003-09	37
KIA	SPORTAGE	2007-0N	37
T285 T/BELT [225X30 MC]			
HOLDEN	CALIBRA	1995-97	25
HOLDEN	VECTRA	1997-05	27
HOLDEN	VECTRA	1997-05	27
HOLDEN	VECTRA	2000-05	27
HOLDEN	VECTRA	2000-05	27

Make	Model	Year	Page
HOLDEN	VECTRA	2003-05	27
SAAB	900	1994-98	62
SAAB	9000	1995-97	62
SAAB	9 5	1997-01	62
SAAB	9 5	1997-01	62
T286 T/BELT [197X26 C]			
HONDA	ACCORD	1997-8/03	28
HONDA	ODYSSEY	2000-04	32
T287 T/BELT [195X32 C]			
MITSUBISHI	380	2005-08	42
MITSUBISHI	DIAMANTE	1997-04	44
MITSUBISHI	MAGNA	1999-00	50
MITSUBISHI	MAGNA	2000-05	50
MITSUBISHI	PAJERO	1996-4/00	51
MITSUBISHI	VERADA	1997-99	54
MITSUBISHI	VERADA	1999-05	54
T288 T/BELT [116X29 C]			
MITSUBISHI	FTO	1993-00	45
MITSUBISHI	LANCER	1992-96	49
MITSUBISHI	LANCER	1998-0N	49
MITSUBISHI	PAJERO	1999-02	51
MITSUBISHI	RVR	1991-02	52
T289 T/BELT [107X25.4 C]			
DAEWOO	MATIZ	1999-04	17
MITSUBISHI	LANCER	1996-8/02	49
MITSUBISHI	LANCER	9/02-0N	49
MITSUBISHI	MIRAGE	1996-8/02	51
MITSUBISHI	MIRAGE	9/02-0N	51
MITSUBISHI	MIRAGE	1995-00	51
T291 T/BELT [152X25 MC]			
AUDI	A4	1995-01	12
VOLKSWAGEN	PASSAT	1998-01	82
VOLKSWAGEN	PASSAT	1998-02	82
T292 T/BELT [147X25 MC]			
AUDI	80	1990-95	11
VOLKSWAGEN	CORRADO	1988-92	81
VOLKSWAGEN	CORRADO	1991-95	81
VOLKSWAGEN	GOLF	1/95-98	81
VOLKSWAGEN	GOLF	1988-91	81
VOLKSWAGEN	JETTA	1986-97	82
VOLKSWAGEN	PASSAT	1988-93	82
VOLKSWAGEN	PASSAT	1991-93	82
T293 T/BELT [110X15 C TP]			
PORSCHE	924	1986-88	60
PORSCHE	944	1987-92	60
PORSCHE	944	1982-91	60
PORSCHE	944	1987-91	60
PORSCHE	968	1991-95	60
T294 T/BELT [129X25.4 C]			
FORD	FOCUS	2002-05	21
FORD	FOCUS	2002-05	21
FORD	MONDEO	6/98-1/99	22

Make	Model	Year	Page
FORD	MONDEO	2/99-11/00	22
MAZDA	TRIBUTE	2001-04	42
T295 T/BELT [201X30 C]			
CHRYSLER	300C	2005-ON	15
T296 T/BELT [138X23 MC]			
AUDI	A3	1997-99	12
AUDI	A3	2004-ON	12
VOLKSWAGEN	BEETLE	2002-05	80
VOLKSWAGEN	BEETLE	2005-ON	80
VOLKSWAGEN	BEETLE	2000-05	80
VOLKSWAGEN	BEETLE	2000-ON	80
VOLKSWAGEN	BORA	1998-ON	80
VOLKSWAGEN	BORA	1998-05	80
VOLKSWAGEN	CADDY	2005-ON	80
VOLKSWAGEN	GOLF	1998-04	81
VOLKSWAGEN	GOLF	1999-05	81
VOLKSWAGEN	GOLF	2004-ON	81
VOLKSWAGEN	PASSAT	1997-98	82
VOLKSWAGEN	TRANSPORTER	2004-ON	83
T297 T/BELT [253X30 MC]			
AUDI	A4	1995-01	12
AUDI	A4	1995-01	12
AUDI	A4	1997-ON	12
AUDI	A4 [B6]	2002-05	13
AUDI	A6 [C5]	1997-ON	13
AUDI	A6 [C5]	1997-00	13
AUDI	A6 [C5]	1999-05	13
AUDI	A6 [C6]	2002-04	13
AUDI	A6 [C6]	2002-04	13
AUDI	A6 [C6]	2002-04	13
AUDI	A8	10/98-02	14
AUDI	A8 [D3]	2003-ON	14
AUDI	A8 [D3]	2003-ON	14
AUDI	A8 [D3]	2007-ON	14
AUDI	ALLROAD	2001-05	14
AUDI	S4	1999-ON	14
VOLKSWAGEN	PASSAT	1996-05	82
VOLKSWAGEN	PASSAT	2001-06	82
VOLKSWAGEN	TOUAREG	2003-06	83
T298 T/BELT [211X34 MC]			
LEXUS	GS430	2005-ON	37
LEXUS	LS430	2000-07	38
LEXUS	LX470	1998-07	38
LEXUS	SC430	2001-ON	38
TOYOTA	LANDCRUISER	1998-ON	78
T299 T/BELT [119X19 MC]			
SUBARU	ALCYONE	1985-89	63
SUBARU	BRUMBY	1980-94	63
SUBARU	LEONE	1981-94	67
SUBARU	VORTEX	1985-89	70
T300 T/BELT [98X19 MC]			
SUBARU	ALCYONE	1985-89	63

Make	Model	Year	Page
SUBARU	BRUMBY	1980-94	63
SUBARU	LEONE	1981-94	67
SUBARU	VORTEX	1985-89	70
T302 T/BELT [154X22 C]			
KIA	CARENS	2000-02	36
KIA	MENTOR	1998-00	36
KIA	SHUMA	2000-ON	36
KIA	SPECTRA	2001-ON	37
T303 T/BELT [191X31.8 MC]			
HOLDEN	FRONTERA	1999-03	26
HOLDEN	JACKAROO	1998-03	26
HOLDEN	RODEO	1997-03	27
HOLDEN	RODEO	2003-ON	27
T304 T/BELT [223X27 C]			
SUBARU	FORESTER	8/98-02	63
SUBARU	FORESTER	2002-08	63
SUBARU	FORESTER	2002-08	63
SUBARU	IMPREZA	1994-00	64
SUBARU	IMPREZA	8/98-ON	65
SUBARU	IMPREZA	8/98-ON	65
SUBARU	IMPREZA	2001-09/05	65
SUBARU	IMPREZA	2001-09/05	65
SUBARU	LEGACY	2003-09	66
SUBARU	LEGACY	2003-09	66
SUBARU	LEGACY	2000-ON	67
SUBARU	LEGACY	2000-ON	67
SUBARU	LIBERTY	1998-03	68
SUBARU	LIBERTY	1998-03	68
SUBARU	LIBERTY	1998-03	68
SUBARU	LIBERTY	1998-03	68
SUBARU	LIBERTY	2003-09	69
SUBARU	LIBERTY	2003-09	69
SUBARU	LIBERTY	2003-09	69
SUBARU	LIBERTY	2003-09	69
SUBARU	LIBERTY	2003-09	69
SUBARU	LIBERTY	2009-ON	70
SUBARU	LIBERTY	2009-ON	70
SUBARU	OUTBACK	1998-07	70
SUBARU	OUTBACK	1998-07	70
T304R T/BELT - RACING [223X27 C]			
SUBARU	FORESTER	8/98-02	63
SUBARU	FORESTER	2002-08	63
SUBARU	IMPREZA	8/98-ON	65
SUBARU	IMPREZA	8/98-ON	65
SUBARU	IMPREZA	2001-09/05	65
SUBARU	IMPREZA	2001-09/05	65
SUBARU	LEGACY	2003-09	66
SUBARU	LEGACY	2000-ON	67
SUBARU	LIBERTY	1998-03	68
SUBARU	LIBERTY	1998-03	68
SUBARU	LIBERTY	1998-03	68
SUBARU	LIBERTY	2003-09	69
SUBARU	LIBERTY	2003-09	69
SUBARU	LIBERTY	2003-09	69

Make	Model	Year	Page
SUBARU	LIBERTY	2003-09	69
SUBARU	LIBERTY	2003-09	69
SUBARU	LIBERTY	2009-0N	70
SUBARU	LIBERTY	2009-0N	70
SUBARU	OUTBACK	1998-07	70
SUBARU	OUTBACK	1998-07	70
T305	T/BELT [171X24 C]		
DAEWOO	LEGANZA	1997-02	17
HOLDEN	CAPTIVA	2006-0N	25
HOLDEN	FRONTERA	1999-03	26
HOLDEN	RODEO	1998-03	27
HOLDEN	VECTRA	1998-02	27
T306	T/BELT [150X23 MC]		
AUDI	A3	1997-04	12
AUDI	A3	1997-04	12
AUDI	A3	1997-03	12
AUDI	A4 [B6]	2001-0N	13
AUDI	A4 [B6]	2001-12/04	13
AUDI	A4 [B7]	3/05-0N	13
AUDI	A4 [B7]	3/05-0N	13
AUDI	S3	1998-01	14
AUDI	S3	1998-01	14
AUDI	TT	1999-0N	14
AUDI	TT	1999-0N	14
AUDI	TT	2000-06	14
AUDI	TT	2000-06	14
VOLKSWAGEN	BEETLE	2001-06	80
VOLKSWAGEN	BEETLE	1998-0N	80
VOLKSWAGEN	BORA	1998-0N	80
VOLKSWAGEN	GOLF	1998-04	81
VOLKSWAGEN	GOLF	1998-04	81
VOLKSWAGEN	PASSAT	2001-02	82
VOLKSWAGEN	POLO	2006-0N	82
T308	T/BELT [123X22 C]		
FORD	LASER	1996-99	22
FORD	LASER	1999-02	22
FORD	LASER	1996-99	22
FORD	LASER	1999-02	22
MAZDA	323	1998-03	38
MAZDA	323	1998-03	39
MAZDA	FAMILIA	1998-03	42
T309	T/BELT [169X24 C]		
DAEWOO	LACETTI	2003-04	17
DAEWOO	LEGANZA	1997-99	17
DAEWOO	NUBIRA	1998-03	17
DAEWOO	TACUMA	2000-04	17
HOLDEN	ASTRA	1996-98	24
HOLDEN	ASTRA	1996-98	24
HOLDEN	CALIBRA	1994-98	25
HOLDEN	VECTRA	1997-05	27
OPEL	CALIBRA	1994-97	57

Make	Model	Year	Page
T310	T/BELT [127X25.4 C]		
DAEWOO	CIELO	1995-98	17
DAEWOO	LANOS	1997-03	17
DAEWOO	NUBIRA	1997-99	17
T311	T/BELT [142X23 C]		
FORD	FOCUS	2008-0N	21
FORD	MONDEO	2007-0N	22
VOLVO	C30	2007-0N	84
VOLVO	C30	2007-0N	84
VOLVO	C70	12/06-0N	84
VOLVO	C70	12/06-0N	84
VOLVO	CROSS COUNTRY	2000-0N	84
VOLVO	CROSS COUNTRY	2000-0N	84
VOLVO	CROSS COUNTRY	2000-0N	84
VOLVO	S40	2004-0N	84
VOLVO	S40	2004-0N	84
VOLVO	S40	2004-0N	84
VOLVO	S40	2004-0N	84
VOLVO	S40	2004-0N	84
VOLVO	S40, V40	1997-04	84
VOLVO	S40, V40	1997-04	84
VOLVO	S60	2000-04	84
VOLVO	S60	2000-0N	84
VOLVO	S60	2000-0N	84
VOLVO	S70, V70	1997-0N	84
VOLVO	S80	2004-0N	85
VOLVO	V50	2004-0N	85
VOLVO	V50	2004-0N	85
VOLVO	V70	2000-0N	85
VOLVO	V70	2000-0N	85
VOLVO	V70	2000-0N	85
VOLVO	V70	2000-0N	85
VOLVO	XC90	2003-0N	85
T312	T/BELT [104X22 C]		
HOLDEN	JACKAROO	1998-03	26
HOLDEN	RODEO	1997-0N	27
HOLDEN	RODEO	2003-0N	27
HONDA	CIVIC	2000-05	29
HONDA	CIVIC	2000-06	29
T313	T/BELT [175X29 MC]		
HYUNDAI	SANTA FE	2000-0N	34
HYUNDAI	SONATA	2001-0N	34
T314	T/BELT [65X12.7 MC]		
HYUNDAI	SANTA FE	2000-0N	34
HYUNDAI	SONATA	5/98-01	34
HYUNDAI	SONATA	2001-0N	34
T315	T/BELT [207X32 MC]		
HYUNDAI	SANTA FE	2000-4/06	34
HYUNDAI	SONATA	5/98-01	34
HYUNDAI	SONATA	2001-05	34
HYUNDAI	SONATA	2001-0N	34
HYUNDAI	TIBURON	2001-0N	35
HYUNDAI	TRAJET	2000-07	35
HYUNDAI	TUCSON	2004-0N	35

Make	Model	Year	Page
KIA	OPTIMA	2001-03	36
KIA	OPTIMA	2004-06	36
KIA	SPORTAGE	2005-ON	37
T316	T/BELT [133X25 C]		
FORD	LASER	2/99-02	22
FORD	LASER	2/99-02	22
FORD	TELSTAR	1991-94	23
MAZDA	323	1998-03	38
MAZDA	323	1998-03	39
MAZDA	CAPELLA	1994-02	40
MAZDA	CAPELLA	1997-02	40
MAZDA	PREMACY	2001-03	42
T317	T/BELT [153X25 MC]		
AUDI	A4	1995-01	12
AUDI	A4	1995-01	12
VOLKSWAGEN	PASSAT	1998-01	82
VOLKSWAGEN	PASSAT	1998-00	82
VOLKSWAGEN	PASSAT	1998-02	82
T318	T/BELT [137X22 MC]		
KIA	RIO	2000-05	36
T319	T/BELT [146X28 C]		
VOLVO	S80	2000-ON	85
VOLVO	S80	2000-ON	85
VOLVO	XC90	2003-ON	85
T320	T/BELT [201X32 C]		
MITSUBISHI	PAJERO	2000-06	52
MITSUBISHI	PAJERO	2002-09	52
MITSUBISHI	PAJERO	2009-ON	52
MITSUBISHI	TRITON	2006-ON	53
T321	T/BELT [141X25 C]		
VOLKSWAGEN	CRAFTER	2007-ON	81
T323	T/BELT [259X32 MC]		
KIA	PREGIO	2002-06	36
T325	T/BELT [147X24 C]		
HONDA	ST1100	1991-02	32
T326	T/BELT [58X22 C]		
LAND ROVER	FREELANDER	2000-04	37
LAND ROVER	FREELANDER	2000-04	37
MG	ZT / ZT-T	2002-05	54
MG	ZT / ZT-T	2002-05	54
ROVER	75	2001-ON	62
ROVER	75	2001-ON	62
T327	T/BELT [176X28 C]		
LAND ROVER	FREELANDER	2000-04	37
MG	ZT / ZT-T	2002-05	54
ROVER	75	2001-ON	62
T329	T/BELT [197X20 C]		
HONDA	ACCORD	9/03-ON	28
HONDA	MDX	2003-06	31
T330	T/BELT [281X30C]		
AUDI	A4 [B6]	2001-05	13
AUDI	A6 [4F]	2004-ON	13

Make	Model	Year	Page
T332	T/BELT [122X20 C]		
MITSUBISHI	AIRTREK	2004-07	42
MITSUBISHI	GRANDIS	2004-ON	47
MITSUBISHI	LANCER	2005-ON	49
MITSUBISHI	OUTLANDER	2003-06	51
MITSUBISHI	OUTLANDER	2004-06	51
T334	T/BELT [148X23 C]		
AUDI	A3	2004-ON	12
AUDI	A4 [B7]	2005-ON	13
AUDI	A4 [B7]	2006-ON	13
AUDI	A6 [4F]	2006-ON	13
AUDI	TT	2006-ON	14
SKODA	OCTAVIA	2007-ON	62
VOLKSWAGEN	EOS	2007-ON	81
VOLKSWAGEN	GOLF	2004-06	81
VOLKSWAGEN	JETTA	2006-ON	81
VOLKSWAGEN	PASSAT	2006-ON	82
VOLKSWAGEN	TIGUAN	2009-ON	83
T335	T/BELT [127X25.4 C]		
HOLDEN	BARINA	2005-ON	25
T336	T/BELT [220X28 MC]		
JEEP	CHEROKEE	2001-04	36
JEEP	CHEROKEE	2001-ON	36
T337	T/BELT [219X32 C]		
HYUNDAI	SANTA FE	5/06-ON	34
KIA	CARNIVAL	2006-09	36
KIA	MAGENTIS	2006-ON	36
T338	T/BELT [146X24 C]		
HOLDEN	ASTRA	2007-ON	24
HOLDEN	CRUZE	2009-ON	25
T339	T/BELT [179X20 C]		
MITSUBISHI	OUTLANDER	2006-ON	51
T607	T/BELT [140X25.4 C]		
MITSUBISHI	COLT	1995-98	43
T609	T/BELT [154X29 C]		
MITSUBISHI	GALANT	1993-ON	46
MITSUBISHI	GALANT	1996-00	46
MITSUBISHI	LEGNUM	1995-00	50
MITSUBISHI	LEGNUM	1997-00	50
MITSUBISHI	RVR	1997-02	52
MITSUBISHI	RVR	1997-02	52
VOLVO	S40, V40	1999-04	84
T613	T/BELT [143X23 MC]		
MG	MG-F	1997-8/98	54
MG	TF	2002-05	54
T615	T/BELT [120X15 T]		
FIAT	FIORINO	1989-92	19
T700	T/BELT [118X32 T]		
FIAT	DUCATO	1988-91	19
T702	T/BELT [101X17 C]		
CITROEN	AX	1993-ON	15
CITROEN	XSARA	1998-ON	16

Make	Model	Year	Page
CITROEN	XSARA	1999-04	16
PEUGEOT	106	1991-96	58
PEUGEOT	206	1999-01	58
T704	T/BELT [132X23 C]		
LAND ROVER	DISCOVERY	1994-98	37
ROVER	220	1991-95	62
ROVER	420	1991-95	62
T706	T/BELT [130X25.4 MC]		
FORD	TRANSIT	1994-9/97	23
T707	T/BELT [85X23 T]		
FORD	ESCORT	1990-0N	21
T708	T/BELT [116X20 T]		
FORD	ESCORT	1990-0N	21
T711	T/BELT [163X25.4 C]		
MITSUBISHI	EXPRESS	1989-91	44
MITSUBISHI	EXPRESS	1991-5/93	45
MITSUBISHI	TRITON	1986-89	53
MITSUBISHI	TRITON	1989-90	53
MITSUBISHI	TRITON	1990-5/93	53
T724	T/BELT [99X19 C]		
HYUNDAI	H100	1994-03	33
MITSUBISHI	EXPRESS	6/93-94	45
MITSUBISHI	EXPRESS	1994-03	45
MITSUBISHI	TRITON	6/93-96	53
MITSUBISHI	TRITON	2008-0N	53
T737	T/BELT [134X25.4 C]		
CITROEN	XANTIA	1994-01	16
PEUGEOT	306	1994-96	58
PEUGEOT	405	1993-96	59
T739	T/BELT [122X26.5 MC]		
VOLKSWAGEN	CARAVELLE	2002-08	80
VOLKSWAGEN	CARAVELLE	1995-08	80
VOLKSWAGEN	TRANSPORTER	1994-0N	83
VOLKSWAGEN	TRANSPORTER	1994-0N	83
VOLKSWAGEN	TRANSPORTER	1994-0N	83
VOLKSWAGEN	TRANSPORTER	1994-0N	83
VOLKSWAGEN	TRANSPORTER	1/95-0N	83
T741	T/BELT [101X30 C]		
FORD	COURIER	1996-99	20
FORD	COURIER	1999-06	20
MAZDA	B2500	1996-98	40
MAZDA	B2500	1999-06	40
MAZDA	BOUNTY	1999-07	40
MAZDA	BRAVO	1996-99	40
MAZDA	BRAVO	1999-06	40
MAZDA	E2500	1999-06	41
T760	T/BELT [128X19 C]		
SEAT	IBIZA	1995-97	62
T761	T/BELT [152X30 MC]		
FIAT	DUCATO	1988-93	19
T762	T/BELT [152X30 MC]		
FIAT	DUCATO	1990-93	19

Make	Model	Year	Page
T765	T/BELT [124X26.5 MC]		
VOLKSWAGEN	CARAVELLE	1993-96	80
VOLKSWAGEN	TRANSPORTER	1994-0N	83
T777	T/BELT [177X25.4 C]		
TOYOTA	ALTEZZA	1998-04	72
TOYOTA	CALDINA	1997-02	72
TOYOTA	CELICA	1994-0N	73
TOYOTA	CORONA	1993-95	76
T782	T/BELT [139X18 T]		
FIAT	TEMPRA	1991-95	20
T785	T/BELT [134X25.4 C]		
ALFA ROMEO	155	1993-96	10
T790	T/BELT [151X25 MC]		
SEAT	IBIZA	10/98-99	62
SEAT	TOLEDO	1995-99	62
VOLKSWAGEN	PASSAT	3/94-96	82
T791	T/BELT [168X24 MC]		
ALFA ROMEO	145	1994-97	10
ALFA ROMEO	146	1995-96	10
ALFA ROMEO	146	1997-01	10
ALFA ROMEO	147	2005-0N	10
ALFA ROMEO	147	2001-0N	10
ALFA ROMEO	155	1993-96	10
ALFA ROMEO	156	3/02-3/03	10
ALFA ROMEO	156	1999-3/02	10
ALFA ROMEO	GT / GTV	1998-0N	10
ALFA ROMEO	GT / GTV	2004-0N	10
ALFA ROMEO	SPIDER	1998-0N	11
T797	T/BELT [105X25 C]		
TOYOTA	LANDCRUISER	1995-0N	78
T801	T/BELT [110X25.4 T]		
BMW	520, 520i	1973-78	15
T803	T/BELT [90X19 T]		
DAIHATSU	CHARADE	1977-10/83	17
DAIHATSU	HANDIVAN	1980-82	18
DAIHATSU	HANDIVAN	1982-85	18
DAIHATSU	HI JET	1979-84	18
DAIHATSU	HI JET	1978-82	18
DAIHATSU	MIRA	1978-79	18
DAIHATSU	MIRA	1980-88	18
DAIHATSU	MIRA	1980-88	18
T805	T/BELT [122X19 T]		
FORD	ESCORT	1976-81	21
FORD	SIERRA	1984-92	22
T806	T/BELT [119X19 T]		
FORD	CORTINA	1968-74	20
FORD	SIERRA	1984-92	22
T807	T/BELT [106X19 C]		
FORD	COURIER	1978-4/84	20
FORD	COURIER	1978-82	20
FORD	ECONOVAN	1984-4/84	20
FORD	SPECTRON	1984-4/84	23

Make	Model	Year	Page
FORD	TELSTAR	1983-85	23
MAZDA	626	1983-85	39
MAZDA	CAPELLA	1985-87	40
MAZDA	CAPELLA	1983-87	40
MAZDA	E1800	12/78-4/84	41
T808	T/BELT [144X25.4 C]		
FORD	SIERRA	1990-92	23
T809	T/BELT [106X22 C]		
FORD	ECONOVAN	12/88-2/88	20
FORD	SPECTRON	12/87-2/88	23
FORD	TELSTAR	1983-85	23
MAZDA	626	1985-88	39
MAZDA	E1800	12/87-2/88	41
T811	T/BELT [111X19 C]		
LADA	CEVARO	1990-93	37
T818	T/BELT [123X20 C]		
TOYOTA	COROLLA	1985-4/86	75
T819	T/BELT [68X19 T]		
DUCATI	850, 851, 888		19
T820	T/BELT [83X19 T]		
SUZUKI	ALTO	1980-9/84	70
SUZUKI	HATCH	1980-9/84	71
SUZUKI	MIGHTY BOY	1985-9/84	71
T822	T/BELT [164X25.4 MC]		
ASIA	ROCSTA	1993-00	11
FORD	COURIER	6/87-96	20
FORD	ECONOVAN	1985-0N	21
FORD	SPECTRON	5/87-90	23
KIA	CERES	1992-96	36
MAZDA	B2200	6/87-0N	40
MAZDA	E2200	6/87-99	41
T823	T/BELT [123X24 C]		
TOYOTA	COROLLA	4/86-0N	75
TOYOTA	STARLET	1986-93	79
T824	T/BELT [121X24 C]		
TOYOTA	STARLET	4/86-95	79
T827	T/BELT [131X25.4 C]		
TOYOTA	CROWN	1983-88	76
TOYOTA	SOARER	1981-89	78
TOYOTA	SUPRA	1985-91	79
T829	T/BELT [104X25.4 C]		
FORD	ECONOVAN	2/88-97	20
FORD	ECONOVAN	2003-05	20
FORD	SPECTRON	2/88-0N	23
FORD	TELSTAR	1983-85	23
MAZDA	626	1983-92	39
MAZDA	CAPELLA	1987-89	40
MAZDA	E1800	2/88-96	41
MAZDA	E1800	2003-0N	41
MAZDA	E2000	2003-06	41
ASIA	ROCSTA	1993-00	11

Make	Model	Year	Page
T834	T/BELT [125X19 C]		
RENAULT	19	1991-96	61
RENAULT	R19	1989-96	61
RENAULT	R20	1995-96	61
RENAULT	R5, R11	1988-94	61
VOLVO	440, 460	1988-96	83
T835	T/BELT [129X31 C]		
TOYOTA	4 RUNNER	1989-96	72
TOYOTA	CROWN	1989-0N	76
TOYOTA	DYNA	8/88-95	76
TOYOTA	DYNA	1988-0N	76
TOYOTA	HI ACE	1989-05	77
TOYOTA	HI ACE	2000-01	77
TOYOTA	HILUX	1989-95	77
TOYOTA	HILUX	1991-01	77
TOYOTA	HILUX	1997-05	77
TOYOTA	LANDCRUISER	1/90-97	77
TOYOTA	TOYOACE	1985-89	80
T837	T/BELT [164X30 MC]		
FORD	COURIER	1985-5/87	20
FORD	ECONOVAN	1985-5/87	21
FORD	SPECTRON	1985-5/87	23
MAZDA	B2200	1980-5/87	40
MAZDA	E2200	1980-5/87	41
T840	T/BELT [68X15 T]		
FIAT	131	1978-84	19
FIAT	131	1976-82	19
FIAT	131	1978-82	19
FIAT	132	1973-78	19
FIAT	132	1973-78	19
FIAT	132	1979-82	19
FIAT	ARGENTA	1983-85	19
T842	T/BELT [108X31.8 C]		
DAIHATSU	ROCKY	1985-99	18
T844	T/BELT [119X32 T]		
HOLDEN	JACKAROO	1988-92	26
HOLDEN	JACKAROO	1992-1/98	26
HOLDEN	RODEO	1988-92	26
HOLDEN	RODEO	1990-1/93	27
ISUZU	AMIGO	1989-93	35
ISUZU	BIGHORN	1987-92	35
ISUZU	BIGHORN	1991-98	35
ISUZU	ELF	1984-91	35
ISUZU	ELF	1984-94	35
ISUZU	FASTER	1989-95	35
ISUZU	MU	1989-93	35
ISUZU	MU	1993-99	35
ISUZU	RODEO	1989-95	36
ISUZU	TROOPER	1987-92	36
ISUZU	TROOPER	1992-95	36
T845	T/BELT [102X19 C]		
DAIHATSU	CHARADE	1987-93	17

Make	Model	Year	Page
T846 T/BELT [140X30 T]			
ISUZU	ASKA	1983-87	35
T847 T/BELT [137X30 T]			
HOLDEN	SHUTTLE	1982-90	27
ISUZU	FARGO	1981-86	35
ISUZU	FARGO	1982-88	35
ISUZU	FARGO	1988-92	35
T848 T/BELT [103X19 C]			
DAIHATSU	CHARADE	1984-88	17
T850 T/BELT [133X24 C]			
HONDA	ACCORD	1985-89	28
HONDA	ACCORD	1985-89	28
HONDA	PRELUDE	1986-87	32
T851 T/BELT [103X19.1 C]			
DAIHATSU	CHARADE	198-92	17
T852 T/BELT [103X19 C]			
DAIHATSU	HANDIVAN	1989-90	18
DAIHATSU	MIRA	1990-92	18
T854 T/BELT [157X32 C]			
MITSUBISHI	CHARIOT	1984-89	43
MITSUBISHI	ETERNA	1983-87	44
MITSUBISHI	ETERNA	1988-91	44
MITSUBISHI	GALANT	1988-ON	46
MITSUBISHI	LANCER	1982-88	48
MITSUBISHI	LANCER	1987-ON	48
MITSUBISHI	LANCER	1987-ON	49
MITSUBISHI	MIRAGE	1984-88	50
MITSUBISHI	MIRAGE	1984-90	50
T855 T/BELT [100X19 C]			
SUZUKI	ALTO	10/84-90	70
SUZUKI	HATCH	10/84-ON	71
SUZUKI	MIGHTY BOY	10/84-ON	71
T859 T/BELT [94X25 C]			
TOYOTA	LANDCRUISER	1990-92	78
TOYOTA	LANDCRUISER	1990-95	78
TOYOTA	LANDCRUISER	1990-98	78
T860 T/BELT [141X24 C]			
HOLDEN	CALIBRA	1991-96	25
HOLDEN	CALIBRA	1991-96	25
OPEL	CALIBRA	1991-92	57
OPEL	KADETT	1988-89	57
T861 T/BELT [155X19 C]			
DAIHATSU	CHARADE	1984-87	17
FORD	ECONOVAN	1985-97	21
FORD	TELSTAR	1983-ON	23
T865 T/BELT [146X25.4 C]			
TOYOTA	CHASER	1983-91	74
TOYOTA	CORONA	1983-88	75
TOYOTA	CRESTA	1982-91	76
TOYOTA	SOARER	1983-91	78
TOYOTA	SUPRA	1986-93	79
TOYOTA	SUPRA	1985-91	79

Make	Model	Year	Page
T866 T/BELT [152X25.4 MC]			
MAZDA	FAMILIA	1985-89	41
MAZDA	FAMILIA	1989-96	42
T869 T/BELT [111X20 C]			
HOLDEN	CALIBRA	1991-96	25
OPEL	KADETT	1985-87	57
OPEL	KADETT	1987-89	57
OPEL	VECTRA	1990-7/92	57
T871 T/BELT [107X19 T]			
LANCIA	GAMMA	1982-85	37
T873 T/BELT [92X19.75 C]			
FORD	ESCORT	1980-85	21
FORD	ESCORT	1980-85	21
T874 T/BELT [157X23 C]			
ROVER	820	1987-91	62
T875 T/BELT [102X20.5 T]			
ROVER	2600	1977-84	62
T878 T/BELT [97X19.75 C]			
FORD	ESCORT	1980-4/92	21
FORD	ESCORT	1980-4/92	21
T879 T/BELT [100X17 T]			
ALFA ROMEO	33 QV	1987-92	10
ALFA ROMEO	SPRINT	1988-89	11
T880 T/BELT [104X15 T]			
FIAT	PANDA	1986-90	19
FIAT	UNO	1983-93	20
FIAT	UNO	1989-94	20
T882 T/BELT [138X18 T]			
FIAT	REGATA	1985-89	19
FIAT	RITMO	1981-85	20
LANCIA	DELTA	1986-92	37
LANCIA	PRISMA	1986-90	37
T883 T/BELT [143X30 T]			
NISSAN [DATSUN]	VANETTE	1980-82	57
T884 T/BELT [63X19 T]			
DAIHATSU	CHARADE	1987-93	17
DAIHATSU	CHARADE	1983-87	17
DAIHATSU	CHARADE	1984-92	17
DAIHATSU	CHARADE	1984-88	17
T885 T/BELT [129X27 C]			
LEXUS	IS200	1999-05	37
TOYOTA	ALTEZZA	1998-04	72
TOYOTA	CHASER	1992-96	74
TOYOTA	CORONA	1988-96	75
TOYOTA	CRESTA	1988-96	76
TOYOTA	CROWN	1988-91	76
T886 T/BELT [117X25.4 C]			
NISSAN [DATSUN]	LANGLEY	1986-ON	55
NISSAN [DATSUN]	PULSAR	1987-91	56
NISSAN [DATSUN]	SUNNY	1982-85	57

Make	Model	Year	Page
T888 T/BELT [141X30 C]			
NISSAN [DATSUN]	VANETTE	1980-82	57
T889 T/BELT [117X29 C]			
mitsubishi	LANCER	1991-92	49
mitsubishi	LANCER	1992-96	49
mitsubishi	MIRAGE	1991-ON	51
mitsubishi	MIRAGE	1991-ON	51
PROTON	PERSONA	1995-05	60
PROTON	SATRIA	1997-05	60
PROTON	WIRA	1995-05	61
T889R T/BELT - RACING [117X29 C]			
mitsubishi	LANCER	1991-92	49
mitsubishi	LANCER	1992-96	49
mitsubishi	MIRAGE	1991-ON	51
mitsubishi	MIRAGE	1991-ON	51
PROTON	PERSONA	1995-05	60
PROTON	SATRIA	1997-05	60
PROTON	WIRA	1995-05	61
T890 T/BELT [136X25.4 T]			
HOLDEN	VECTRA	1993-95	27
ISUZU	GEMINI	1985-90	35
T891 T/BELT [119X19 C]			
SUZUKI	SIERRA	1989-96	71
SUZUKI	SWIFT	1986-88	71
T895 T/BELT [126X24 C]			
HONDA	ACCORD	1993-97	28
HONDA	ACCORD	1989-94	28
HONDA	PRELUDE	1997-01	32
T898 T/BELT [113X25.4 C]			
SUZUKI	ALTO	1991-95	70
T900 T/BELT [124X26 C]			
TOYOTA	COROLLA	1994-99	75
TOYOTA	STARLET	1989-99	79
TOYOTA	SUPRA	1990-93	79
T900R T/BELT - RACING [124X26 C]			
TOYOTA	COROLLA	1994-99	75
TOYOTA	STARLET	1989-99	79
TOYOTA	SUPRA	1990-93	79
T901 T/BELT [108X17 C]			
CITROEN	AX	1986-93	15
PEUGEOT	106	1991-96	58
PEUGEOT	205	1988-89	58
PEUGEOT	206	1999-07	58
PEUGEOT	306	1993-95	58
T903 T/BELT [153X25 C]			
MAZDA	626	1983-85	39
MAZDA	CAPELLA	1983-85	40
T905 T/BELT [103X16]			
DAIHATSU	HANDIVAN	1982-88	18
DAIHATSU	MIRA	1985-88	18
T906 T/BELT [102X19 C]			
DAIHATSU	CHARADE	1983-87	17

Make	Model	Year	Page
T910 T/BELT [110X20.7 C]			
BMW	316, 316I	1988-90	14
BMW	316, 316I	1988-90	14
BMW	318I	1988-96	14
BMW	318I	1988-93	14
T911 T/BELT [104X17 C]			
CITROEN	AX	1989-93	15
CITROEN	BERLINGO	2009-06	15
CITROEN	C3	2002-ON	15
PEUGEOT	106	1991-96	58
PEUGEOT	206	1999-07	58
T914 T/BELT [118X15 T]			
FIAT	CITY VAN	1989-91	19
T915 T/BELT [136X25.4 C]			
CITROEN	XANTIA	1994-ON	16
CITROEN	ZX	1991-12/93	16
CITROEN	ZX	12/93-ON	16
PEUGEOT	306	1994-97	58
PEUGEOT	405	1993-96	59
ROVER	418	1993-95	62
TATA	TELCOLINE	1996-05	72
T916 T/BELT [87X19 T]			
HONDA	GOLD WING		31
HONDA	GOLD WING		31
T917 T/BELT [95X17 C]			
DUCATI	850, 851, 888		19
T918 T/BELT [138X15 MC]			
FIAT	TEMPRA	1991-95	20
FIAT	UNO	1989-94	20
T919 T/BELT [121X20 C]			
ALFA ROMEO	33 QV	1987-92	10
T920 T/BELT [126X25.4 T]			
NISSAN [DATSUN]	BLUEBIRD	1984-88	55
NISSAN [DATSUN]	CEDRIC	1983-85	55
NISSAN [DATSUN]	FAIRLADY	1983-86	55
NISSAN [DATSUN]	LAUREL	1984-89	55
T923 T/BELT [137X25.4 C]			
TOYOTA	CRESTA	1985-91	76
TOYOTA	CROWN	1991-95	76
TOYOTA	SOARER	1991-ON	79
TOYOTA	SUPRA	1991	79
T923R T/BELT - RACING [137X25.4 C]			
TOYOTA	CRESTA	1985-91	76
TOYOTA	CROWN	1991-95	76
TOYOTA	SOARER	1991-ON	79
TOYOTA	SUPRA	1991	79
T928 T/BELT [149X30 C]			
NISSAN [DATSUN]	CEDRIC	1985-88	55
NISSAN [DATSUN]	LAUREL	1986-9/94	55

Make	Model	Year	Page
NISSAN [DATSUN]	MAXIMA	1995-96	55
NISSAN [DATSUN]	PATROL	1992-8/95	56
NISSAN [DATSUN]	SENTRA	1988-89	56
NISSAN [DATSUN]	SKYLINE	1985-89	57
T930	T/BELT [99X25 C]		
DAIHATSU	CHARADE	1995-99	18
DAIHATSU	HI JET	1990-0N	18
DAIHATSU	MIRA	1992-95	18
DAIHATSU	MIRA	1990-95	18
T931	T/BELT [158X31.8 C]		
MITSUBISHI	LIBERO	1992-0N	50
NISSAN [DATSUN]	SERENA	1991-0N	56
T932	T/BELT [153X29 C]		
MITSUBISHI	LANCER	1991-92	49
MITSUBISHI	LANCER	1991-96	49
MITSUBISHI	MIRAGE	1991-0N	51
MITSUBISHI	MIRAGE	1991-0N	51
T933	T/BELT [122X19 C]		
MITSUBISHI	EXPRESS	1994-03	45
MITSUBISHI	STARWAGON	1993	52
T934	T/BELT [70X18 C]		
DUCATI	850, 851, 888		19
T935	T/BELT [156X29 C]		
MITSUBISHI	GALANT	1993-0N	46
MITSUBISHI	LANCER	1992-96	49
MITSUBISHI	LANCER	1996-98	49
PROTON	M21	1997-99	60
PROTON	SATRIA	1997-05	61
T935R	T/BELT - RACING [156X29 C]		
MITSUBISHI	GALANT	1993-0N	46
MITSUBISHI	LANCER	1992-96	49
MITSUBISHI	LANCER	1996-98	49
PROTON	M21	1997-99	60
PROTON	SATRIA	1997-05	61
T942	T/BELT [98X24 C]		
HONDA	CITY	1987-0N	29
T945	T/BELT [106X19 C]		
SUZUKI	ALTO	1991-95	70
T954	T/BELT [226X30 C]		
MITSUBISHI	FTO	1994-01	45
MITSUBISHI	GALANT	1992-96	46
MITSUBISHI	GALANT	1993-96	47
MITSUBISHI	LANCER	1991-95	49
MITSUBISHI	MIRAGE	1991-0N	51
T954R	T/BELT - RACING [226X30 C]		
MITSUBISHI	FTO	1994-01	45
MITSUBISHI	GALANT	1992-96	46
MITSUBISHI	GALANT	1993-96	47
MITSUBISHI	LANCER	1991-95	49
MITSUBISHI	MIRAGE	1991-0N	51

Make	Model	Year	Page
T961	T/BELT [163X25.4 C]		
HYUNDAI	H100	1994-03	33
MITSUBISHI	EXPRESS	6/93-94	45
MITSUBISHI	EXPRESS	1994-03	45
MITSUBISHI	TRITON	6/93-96	53
T962	T/BELT [109X16 C]		
SUBARU	FIORI	1989-92	63
T963	T/BELT [107X16 C]		
SUBARU	FIORI	1989-92	63
T966	T/BELT [119X32 C]		
HOLDEN	RODEO	1993-97	27
HOLDEN	RODEO	1995-97	27
HOLDEN	RODEO	1997-03	27
T968	T/BELT [132X25.4 C]		
SUZUKI	ALTO	1991-95	71
SUZUKI	CAPPUCCINO	1991-0N	71
T980	T/BELT [114X17 C]		
CITROEN	BX	1983-93	15
CITROEN	BX	1986-94	15
CITROEN	XANTIA	1994-01	16
CITROEN	XSARA	1998-04	16
CITROEN	ZX	1/92-0N	16
CITROEN	ZX	1994	16
CITROEN	ZX	1994	16
PEUGEOT	205	1992-94	58
PEUGEOT	205	1992-94	58
PEUGEOT	306	1994-02	58
PEUGEOT	306	1994-97	58
PEUGEOT	309	1/92-93	59
PEUGEOT	405	1/92-93	59
PEUGEOT	405	1/92-93	59
PEUGEOT	405	1993-96	59
T982	T/BELT [80X25.4 T]		
CITROEN	CX	1976-85	16
T986	T/BELT [170X30 C]		
MITSUBISHI	ETERNA	1990-0N	44
MITSUBISHI	GALANT	1992-96	46
T987	T/BELT [232X30 C]		
MITSUBISHI	FTO	1994-01	45
T988	T/BELT [102X25 C]		
TOYOTA	GRANVIA	1995-01	77
TOYOTA	HILUX	1997-05	77
TOYOTA	HILUX	1993-96	77
TOYOTA	LANDCRUISER	1993-0N	78
TOYOTA	PRADO	1996-06	78
T991	T/BELT [76X16 C]		
HONDA	ACCORD	1989-0N	28
T995	T/BELT [127X19 C]		
RENAULT	MEGANE	1996-00	61
VOLVO	440	1993-96	83
VOLVO	440, 460	1992-96	83

Make	Model	Year	Page
T999 T/BELT [62X19 T]			
FIAT	DUCATO	1988-91	19
T1009 T/BELT [105X25.4 MC]			
HOLDEN	COMMODORE	1987-90	25
NISSAN [DATSUN]	CEFIRO	1988-92	55
NISSAN [DATSUN]	SILVIA	1993-98	56
NISSAN [DATSUN]	SKYLINE	1985-0N	57
T1013 T/BELT [101X20 C]			
HYUNDAI	AT0Z	1998-03	33
T1015 T/BELT [176X28 C]			
KIA	CARNIVAL	1999-06	36
T1016 T/BELT [59X22 C]			
KIA	CARNIVAL	1999-06	36
T1019 T/BELT [101X19 C]			
NISSAN [DATSUN]	SERENA	1991-0N	56
T1020 T/BELT [103X19 C]			
DAIHATSU	MOVE	1997-99	18
T1021 T/BELT [122X29 C]			
MITSUBISHI	AIRTREK	2002-0N	42
MITSUBISHI	GALANT	1997-0N	46
MITSUBISHI	RVR	1991-98	52
T1022 T/BELT [146X20 C]			
HOLDEN	CALIBRA	1991-96	25
HOLDEN	FRONTERA	1995-99	26
OPEL	CALIBRA	1993-95	57
OPEL	VECTRA	8/92-95	57
T1023 T/BELT [177X30 C]			
MITSUBISHI	GALANT	1997-0N	46
MITSUBISHI	LEGNUM	1996-01	50
T1024 T/BELT [251X32 C]			
HYUNDAI	GRANDEUR	1999-02	33
MITSUBISHI	DIAMANTE	1990-0N	44
T1028 T/BELT [234X30 MC]			
MITSUBISHI	GALANT	1997-05	46
MITSUBISHI	GALANT	1996-03	46
MITSUBISHI	LEGNUM	1996-02	50
T1031 T/BELT [118X30 C]			
LAND ROVER	DEFENDER	1994-98	37
T1032 T/BELT [149X30 C]			
NISSAN [DATSUN]	LAUREL	9/94-00	55
NISSAN [DATSUN]	PATROL	8/95-00	56
T1034 T/BELT [109X30 C]			
LAND ROVER	DISCOVERY	1992-3/94	37
T1038 T/BELT [173X29 MC]			
HYUNDAI	SONATA	5/98-01	34
T1040 T/BELT [141X25.4 MC]			
NISSAN [DATSUN]	CEFIRO	1988-0N	55
NISSAN [DATSUN]	SKYLINE	1985-0N	57

Make	Model	Year	Page
NISSAN [DATSUN]	SKYLINE	1991-0N	57
NISSAN [DATSUN]	SKYLINE	1989-0N	57
T1040R T/BELT - RACING [141X25.4 MC]			
NISSAN [DATSUN]	CEFIRO	1988-0N	55
NISSAN [DATSUN]	SKYLINE	1985-0N	57
NISSAN [DATSUN]	SKYLINE	1991-0N	57
NISSAN [DATSUN]	SKYLINE	1989-0N	57
T1041 T/BELT [111X17 C]			
DAEWOO	1.5I	1994-95	16
DAEWOO	KALOS	2003-04	17
DAEWOO	LANOS	1997-03	17
HOLDEN	ASTRA	1994-99	24
HOLDEN	BARINA	1998-2/01	24
HOLDEN	BARINA	1998-2/01	25
HOLDEN	BARINA	2001-05	25
HOLDEN	COMBO	2001-0N	25
T1044 T/BELT [185X28 C]			
ALFA ROMEO	147	2001-06	10
ALFA ROMEO	156	1999-06	10
ALFA ROMEO	156	2001-06	10
ALFA ROMEO	166	1999-0N	10
ALFA ROMEO	166	2001-0N	10
ALFA ROMEO	GT / GTV	1998-0N	11
ALFA ROMEO	GT / GTV	2003-0N	11
T1045 T/BELT [111X25.4 C]			
NISSAN [DATSUN]	AVENIR	1993-0N	54
NISSAN [DATSUN]	SUNNY	1991-0N	57
T1048 T/BELT [259X32 MC]			
HYUNDAI	TERRACAN	2001-07	34
KIA	SORENTO	2003-0N	37
T1050	T/BELT [143X26 MC]		
LAND ROVER	FREELANDER	1998-0N	37
MG	MG-F	1997-02	54
MG	TF	2002-05	54
T1051 T/BELT [149X25.4 C]			
PEUGEOT	406	1996-99	59
T1055 T/BELT [111X25 C]			
DAIHATSU	CUORE	01/98-9/02	18
DAIHATSU	CUORE	10/02-03	18
DAIHATSU	HANDIVAN	1999-01	18
DAIHATSU	SIRION	1998-05	18
T1057 T/BELT [176X24 C]			
HOLDEN	CALIBRA	1991-96	25
HOLDEN	CALIBRA	1991-96	25
OPEL	CALIBRA	1993-95	57
T1059 T/BELT [92X25 C]			
TOYOTA	LANDCRUISER	1998-0N	78

Make	Model	Year	Page
T1064 T/BELT [169X20 T]			
HOLDEN	BARINA	1994-97	25
T1065 T/BELT [130X28 C]			
FORD	TRANSIT	1997-00	23
FORD	TRANSIT	9/97-00	23
T1069 T/BELT [137X19 MC]			
SEAT	CORDOBA	1998-99	62
SEAT	CORDOBA	1999-01	62
VOLKSWAGEN	POLO	1996-97	82
VOLKSWAGEN	POLO	1996-01	82
T1072 T/BELT [58X17 MC]			
VOLKSWAGEN	POLO	2002-0N	82
VOLKSWAGEN	POLO	2002-01	82
T1073 T/BELT [130X20 MC]			
VOLKSWAGEN	POLO	2002-0N	82
VOLKSWAGEN	POLO	2002-01	82
T1083 T/BELT [68X23 C]			
MG	MG-F	1997-02	54
MG	TF	2002-05	54
T1086 T/BELT [117X22 MC]			
FORD	FIESTA	2004-06	21
T1089 T/BELT [96X17 C]			
RENAULT	CLIO	1998-0N	61
T1091 T/BELT [81X21 MC]			
VOLKSWAGEN	CARAVELLE	2002-08	80
VOLKSWAGEN	LT46	2003-06	82
VOLKSWAGEN	TRANSPORTER	1994-0N	83
T1093 T/BELT [145X26 MC]			
LAND ROVER	FREELANDER	1998-0N	37
MG	MG-F	8/98-02	54
MG	TF	2002-05	54
T1094 T/BELT [162X20 C]			
HOLDEN	ASTRA	2004-0N	24
HOLDEN	ASTRA	1998-04	24
HOLDEN	BARINA	2001-05	25
HOLDEN	BARINA	2001-05	25
HOLDEN	COMBO	2005-0N	25
HOLDEN	TIGRA	2005-07	27
HOLDEN	VIVA	2005-0N	27
T1095 T/BELT [96X17 C]			
RENAULT	CLIO	1998-0N	61
RENAULT	CLIO	1999-0N	61
RENAULT	CLIO	2001-0N	61
RENAULT	CLIO	1998-0N	61
RENAULT	CLIO	2001-0N	61
RENAULT	KANGOO	2004-0N	61
RENAULT	MEGANE	1999-0N	61
RENAULT	SCENIC	2001-0N	62
T1096 T/BELT [124X22 C]			
FIAT	500	2008-0N	19
FIAT	PUNTO	1999-0N	19
FIAT	PUNTO	2006-0N	19
FIAT	RITMO	2008-09	20

Make	Model	Year	Page
T1098 T/BELT [123X28 C]			
HYUNDAI	GRANDEUR	2006-0N	33
HYUNDAI	GRANDEUR	2006-0N	33
HYUNDAI	SANTA FE	2006-0N	34
KIA	SPORTAGE	2007-0N	37
T1099 T/BELT [76X19 C]			
NISSAN [DATSUN]	AVENAIR	1993-95	54
NISSAN [DATSUN]	LANGLEY	1986-0N	55
NISSAN [DATSUN]	PULSAR	1987-91	56
NISSAN [DATSUN]	SUNNY	1982-85	57
NISSAN [DATSUN]	SUNNY	1991-0N	57
T1284 T/BELT [128X27 C]			
RENAULT	CLIO	2001-0N	61
RENAULT	SCENIC	2001-05	62
T1322 T/BELT [103X22 C]			
HONDA	LOGO	1996-01	31
T1327 T/BELT [110X22 C]			
HYUNDAI	GETZ	2002-0N	33
T1353 T/BELT [109X25.4 C]			
MITSUBISHI	PAJERO	2000-02	51
PROTON	WAJA	2001-0N	61
T1502 T/BELT [148X20 C]			
HOLDEN	COLORADO	2008-0N	25
HOLDEN	RODEO	1998-03	27
HOLDEN	RODEO	2003-0N	27
T1503 T/BELT [153X25.4 MC]			
CITROEN	C4	2004-07	16
CITROEN	C5	2001-04	16
PEUGEOT	206	1999-07	58
PEUGEOT	307	2001-0N	58
PEUGEOT	406	1999-04	59
PEUGEOT	407	2004-0N	59
T1504 T/BELT [136X25.4 C]			
CITROEN	XSARA	1998-04	16
CITROEN	XSARA	1998-03/00	16
PEUGEOT	306	1997-02	58
PEUGEOT	306	1996-02	58
PEUGEOT	406	1995-12/04	59
T1505 T/BELT [141X25.4 C]			
CITROEN	C4	2007-0N	16
CITROEN	C5	2001-04	16
PEUGEOT	306	1997-07	58
PEUGEOT	307	2001-0N	58
PEUGEOT	406	1999-03	59
T1511 T/BELT [97X25 C]			
DAIHATSU	DELTA	2004-05	18
TOYOTA	HI ACE	2005-0N	77
TOYOTA	HI ACE	2005-0N	77
TOYOTA	HILUX	2005-0N	77
TOYOTA	PRADO	2006-0N	78

Make	Model	Year	Page
T1513 T/BELT [78X24 C]			
LAND ROVER	FREELANDER	1997-00	37
T1514 T/BELT [112X30 C]			
LAND ROVER	FREELANDER	1997-00	37
T1519 T/BELT [87X24 MC]			
AUDI	ALLROAD	2001-05	14
T1520 T/BELT [146X25.4 C]			
CITROEN	C5	2005-0N	16
T1521 T/BELT [190X24 C]			
HOLDEN	ASTRA	2006-0N	24
T1547 T/BELT [120X30 C]			
AUDI	A3	2008-0N	12
SKODA	OCTAVIA	2007-0N	62
SKODA	ROOMSTER	2007-0N	62
VOLKSWAGEN	BEETLE	2005-0N	80
VOLKSWAGEN	CADDY	2005-0N	80
VOLKSWAGEN	EOS	2007-0N	81
VOLKSWAGEN	GOLF	2004-0N	81
VOLKSWAGEN	POLO	2006-0N	82
VOLKSWAGEN	TRANSPORTER	2004-0N	83
T1558 T/BELT [132X26 C]			
RENAULT	TRAFIC	2004-0N	62
T1560 T/BELT [207X30 MC]			
AUDI	ALLROAD	2001-05	14
T1565 T/BELT [126X27 C]			
RENAULT	LAGUNA	2002-0N	61
RENAULT	MEGANE	2003-0N	61
RENAULT	SCENIC	2005-0N	62
T1566 T/BELT [168X24 C]			
HOLDEN	ASTRA	2006-0N	24
HOLDEN	ASTRA	2003-04	24
HOLDEN	VXR	2006-0N	27
T1567 T/BELT [110X21 C]			
TOYOTA	COROLLA	1995-01	75
TOYOTA	COROLLA	1995-01	75
T1568 T/BELT [152X30 C]			
HYUNDAI	TERRACAN	2001-07	34
KIA	GRAND CARNIVAL	2006-0N	36
KIA	K2900	2008-0N	36
T1569 T/BELT [122X26.5 MC]			
VOLKSWAGEN	LT46	2003-06	82
T1577 T/BELT [95X23.4 C]			
PROTON	SAVY	2006-0N	61
T1580 T/BELT [132X28 C]			
VOLVO	XC70	2007-0N	85
VOLVO	XC90	2006-0N	85
T1581 T/BELT [134X25.4 C]			
CITROEN	C2	2004-0N	15
CITROEN	C3	2003-0N	15
CITROEN	C3	2003-0N	15
CITROEN	C4	2005-0N	15
CITROEN	XSARA	2001-05	16

Make	Model	Year	Page
CITROEN	XSARA	2001-05	16
PEUGEOT	206	2001-07	58
PEUGEOT	206	2001-07	58
PEUGEOT	307	2001-0N	58
PEUGEOT	307	2001-0N	58
T1582 T/BELT [89X25 C]			
RENAULT	LAGUNA	2006-0N	61
RENAULT	MASTER	2004-0N	61
T1583 T/BELT [137X25.4 C]			
CITROEN	XSARA	03/2000-0N	16
PEUGEOT	306	1996-02	58
T1586 T/BELT [140X22 C]			
MITSUBISHI	COLT	2004-0N	43
MITSUBISHI	COLT	2002-05	43
MITSUBISHI	LANCER	2000-06	49
MITSUBISHI	LANCER	2000-06	49
T1587 T/BELT [144X25 C]			
PROTON	GEN 2	2004-0N	60
T1596 T/BELT [259X32 C]			
CITROEN	C5	2001-05	16
CITROEN	C6	2006-0N	16
CITROEN	XANTIA	1998-01	16
PEUGEOT	406	1999-03	59
PEUGEOT	407	2004-0N	59
PEUGEOT	607	2001-07	59
RENAULT	LAGUNA	2002-0N	61
T1601 T/BELT [103X26.5 C]			
FORD	RANGER	2007-0N	22
FORD	RANGER	2007-0N	22
MAZDA	BT50	2006-0N	40
MAZDA	BT50	2006-0N	40
T1602 T/BELT [154X25.4 C]			
MITSUBISHI	TRITON	2008-0N	53
T1603 T/BELT [116X25.4 C]			
FIAT	SCUDO	2008-0N	20
FORD	FOCUS	2007-0N	21
PEUGEOT	307	2005-0N	59
PEUGEOT	308	2008-0N	59
PEUGEOT	407	2004-0N	59
T1604 T/BELT [141X30 MC]			
AUDI	A3	2004-0N	12
AUDI	A4 [B7]	2005-06	13
AUDI	A4 [B7]	2005-0N	13
SKODA	OCTAVIA	2007-0N	62
VOLKSWAGEN	GOLF	2004-0N	81
VOLKSWAGEN	GOLF	2004-0N	81
VOLKSWAGEN	GOLF	2004-0N	81
VOLKSWAGEN	JETTA	2006-0N	81
VOLKSWAGEN	PASSAT	2006-0N	82
VOLKSWAGEN	PASSAT	2006-0N	82
VOLKSWAGEN	PASSAT	2006-0N	82
VOLKSWAGEN	PASSAT	2006-0N	82

Make	Model	Year	Page
T1605 T/BELT [153X25 MC]			
CITROEN	C4	2005-0N	15
PEUGEOT	307	2003-05	58
AUDI	A6 [4F]	2004-0N	13
AUDI	Q7	2006-0N	14
VOLKSWAGEN	TOUAREG	2006-0N	83
T1608 T/BELT [137X25 C]			
CITROEN	BERLINGO	2009-0N	15
CITROEN	BERLINGO	2007-09	15
CITROEN	C3	2007-0N	15
CITROEN	C4	2007-0N	15
FORD	FIESTA	2009-0N	21
MINI	COOPER	2007-0N	42
PEUGEOT	207	2007-0N	58
PEUGEOT	307	2005-0N	58
PEUGEOT	308	2008-0N	59
PEUGEOT	3008	2010-0N	59
PEUGEOT	PARTNER	2008-0N	59
PEUGEOT	PARTNER	2008-0N	59
T1609 T/BELT [198X24 C]			
ALFA ROMEO	147	2005-0N	10
T1615 T/BELT [199X24 C]			
ALFA ROMEO	147	2005-0N	10
ALFA ROMEO	159	2006-0N	10
ALFA ROMEO	159	2006-0N	10
FIAT	RITMO	2008-09	20
HOLDEN	ASTRA	2006-0N	24
SAAB	9 3	2007-0N	62
T1616 T/BELT [195X29 C]			
CITROEN	C6	2006-0N	16
FORD	TERRITORY	2011-0N	23
LAND ROVER	DISCOVERY	2005-0N	37
LAND ROVER	RANGE ROVER	2005-0N	37
PEUGEOT	407	2006-0N	59
T1617 T/BELT [85X20 C]			
CITROEN	C6	2006-0N	16
FORD	TERRITORY	2011-0N	23
LAND ROVER	DISCOVERY	2005-0N	37
LAND ROVER	RANGE ROVER	2005-0N	37
PEUGEOT	407	2006-0N	59
T1621 T/BELT [178X30 C]			
FIAT	DUCATO	2002-0N	19
T1626 T/BELT [151X22 C]			
HOLDEN	CAPTIVA	2007-0N	25
HOLDEN	CRUZE	2009-0N	25
HOLDEN	EPICA	2007-0N	26
T1628 T/BELT [150X30 C]			
MAZDA	3	2007-09	38
MAZDA	6	2006-08	39
T1629 T/BELT [104X17 C]			
PEUGEOT	207	2007-0N	58

Make	Model	Year	Page
T1634 T/BELT [133X26 C]			
RENAULT	MEGANE	2007-0N	61
RENAULT	SCENIC	2007-10	62
SUZUKI	GRAND VITARA	1998-0N	71
T1635 T/BELT [83X30C]			
AUDI	A8 [D3]	2006-0N	14
T1636 T/BELT [145X23 C]			
AUDI	A3	2004-0N	12
VOLKSWAGEN	GOLF	2004-0N	81
T1637 T/BELT [129X22 C]			
FIAT	500	2000-0N	19
FIAT	PUNTO	2006-09	19
T1638 T/BELT [118X25.4 C]			
LAND ROVER	FREELANDER	2007-0N	37
T1658 T/BELT [178X24 C]			
PEUGEOT	207	2007-0N	58



NUMERICAL LISTING - TIMING COMPONENT KITS

Make	Model	Year	Page
TCK013A	TEN-2	BELT-2	SEALS-6
mitsubishi	GALANT	1977-82	45
mitsubishi	LANCER	1977-81	50
mitsubishi	SAPPORO	1981-3/82	52
mitsubishi	SIGMA	1978-81	52
mitsubishi	SIGMA	1978-81	52
TCK017	TEN-1	BELT-1	SEALS-2
AUDI	80	1974-84	11
AUDI	80	1988	11
AUDI	80	1986-92	11
AUDI	80	1988-89	11
PORSCHE	924	1977-82	60
SEAT	CORDOBA	1995-0n	62
VOLKSWAGEN	CORRADO	1988-93	80
VOLKSWAGEN	GOLF	1975-80	81
VOLKSWAGEN	GOLF	1991-12/94	81
VOLKSWAGEN	GOLF	1984-94	81
VOLKSWAGEN	GOLF	1983-91	81
VOLKSWAGEN	JETTA	1983-92	81
VOLKSWAGEN	PASSAT	1988-96	82
VOLKSWAGEN	PASSAT	1988-96	82
VOLKSWAGEN	SANTANA	1984-88	82
TCK018A*	TEN-1	BELT-1	
FIAT	UNO	1989-94	20
TCK018B*	TEN-1	BELT-1	
PEUGEOT	505	1980-88	59
TCK021	TEN-2	BELT-2	SEALS-3
ALFA ROMEO	33	1984-94	10
ALFA ROMEO	33 QV	1987-92	10
ALFA ROMEO	ALFASUD	1974-77	10
ALFA ROMEO	ALFASUD	1977-84	10
ALFA ROMEO	ALFASUD	1979-89	10
ALFA ROMEO	GIULIA	1968-74	10
ALFA ROMEO	SPRINT	1988-89	11
TCK022	TEN-1	BELT-1	SEALS-2
DAIHATSU	CHARADE	1984-87	17
DAIHATSU	CHARADE	1987-10/90	17
DAIHATSU	CHARADE	1983-87	17
DAIHATSU	HI JET	1982-85	18
DAIHATSU	HI JET	1983-86	18
TCK028	TEN-1	BELT-1	SEALS-2
HONDA	CIVIC	1973-75	29
HONDA	CIVIC	1973-84	29
HONDA	CIVIC	1976-83	29
TCK032	TEN-1	BELT-1	SEALS-2
VOLVO	360	1984-87	83
VOLVO	740	1985-91	83
VOLVO	940	1990-92	84
VOLVO	940	1990-92	84

Make	Model	Year	Page
VOLVO	740,760	1982-92	83
VOLVO	740,760	1982-92	83
VOLVO	740,760	1982-92	83
VOLVO	240-245	1979-92	83
TCK036	TEN-1	BELT-1	SEALS-2
HOLDEN	NOVA	1992-9/94	26
TCK041	TEN-1	BELT-1	SEALS-2
HONDA	PRELUDE	1979-82	32
HONDA	QUINT	1980-81	32
TCK064	TEN-1	BELT-1	SEALS-6
mitsubishi	COLT	1982-84	43
mitsubishi	L200	1980-81	47
mitsubishi	L200	1981-4/82	47
mitsubishi	L300	1980-81	48
mitsubishi	L300	1981-3/82	48
TCK069A*	TEN-1	BELT-1	
FIAT	REGATA	1985-89	19
FIAT	UNO	1985-91	20
TCK070	TEN-1	BELT-1	SEALS-2
DAIHATSU	CHARMANT	1981-87	18
TOYOTA	COROLLA	1985-89	74
TOYOTA	COROLLA	1983-85	74
TOYOTA	COROLLA	1989-91	74
TOYOTA	COROLLA	1985-86	74
TOYOTA	COROLLA	1983-91	74
TOYOTA	COROLLA	1985-89	74
TOYOTA	SPRINTER	1983-85	79
TOYOTA	TERCEL	1978-85	80
TOYOTA	TERCEL	1983-88	80
TCK073	TEN-1	BELT-1	SEALS-2
HYUNDAI	EXCEL	1986-90	33
mitsubishi	COLT	1984-90	43
mitsubishi	COLT	1981-82	43
mitsubishi	COLT	1982-84	43
mitsubishi	LANCER	1979-81	48
mitsubishi	LANCER	1978-83	48
mitsubishi	LANCER	1978-83	48
mitsubishi	LANCER	1978-83	48
mitsubishi	LANCER	1978-83	48
mitsubishi	LANCER	1984-85	48
mitsubishi	MIRAGE	1982-85	50
mitsubishi	MIRAGE	1982-85	50
mitsubishi	MIRAGE	1982-85	50
TCK075*	TEN-1	BELT-1	
HOLDEN	JACKAROO	1981-88	26
HOLDEN	RODEO	1981-82	26
HOLDEN	RODEO	1983-88	26
ISUZU	BIGHORN	1981-88	35
ISUZU	RODEO	1980-85	35

Shaded Grey Lines = NZ/Imported Vehicles

TCK = Timing Component Kits

* = Timing Component Kit do not include engine seals

Make	Model	Year	Page
ISUZU	RODEO	1983-89	35
ISUZU	RODEO	1980-0n	36
TCK077	TEN-1	BELT-1	SEALS-2
NISSAN [DATSUN]	EXA	1983-86	55
NISSAN [DATSUN]	LANGLEY	1983-90	55
NISSAN [DATSUN]	PRAIRIE	1983-88	56
NISSAN [DATSUN]	PULSAR	1981-86	56
NISSAN [DATSUN]	PULSAR	1986-87	56
NISSAN [DATSUN]	SENTRA	1987-91	56
NISSAN [DATSUN]	SUNNY	1982-90	57
HOLDEN	ASTRA	1984-87	24
TCK077B*	TEN-1	BELT-1	
FORD	TELSTAR	1983-85	23
FORD	TELSTAR	1983-85	23
TCK078	TEN-1	BELT-1	SEALS-2
NISSAN [DATSUN]	BLUEBIRD	1985-86	55
NISSAN [DATSUN]	BLUEBIRD	1986-91	55
NISSAN [DATSUN]	CEDRIC	1983-85	55
NISSAN [DATSUN]	GAZELLE	1984-89	55
NISSAN [DATSUN]	PINTARA	1989-92	56
NISSAN [DATSUN]	PRAIRIE	1985-90	56
NISSAN [DATSUN]	SILVIA	1984-86	56
FORD	CORSAIR	1989-92	20
TCK079	TEN-1	BELT-1	SEALS-2
TOYOTA	BLIZZARD	1982-83	72
TOYOTA	CROWN	1979-82	76
TOYOTA	HI ACE	1980-82	77
TOYOTA	HILUX	1980-82	77
TCK084	TEN-1	IDLER-1	BELT-1
	SEALS-2		
TOYOTA	4 RUNNER	1984-85	72
TOYOTA	4 RUNNER	1984-88	72
TOYOTA	BLIZZARD	1984-88	72
TOYOTA	CRESTA	1982-84	76
TOYOTA	CRESTA	1983-88	76
TOYOTA	CROWN	1982-86	76
TOYOTA	CROWN	1983-88	76
TOYOTA	DYNA	1985-8/88	76
TOYOTA	HI ACE	1982-89	77
TOYOTA	HILUX	1982-87	77
TOYOTA	HILUX	1981-89	77
TOYOTA	LANDCRUISER	1985-1/90	77
TOYOTA	TOYOACE	1981-87	80

Make	Model	Year	Page
TCK085*	TEN-1	BELT-1	
NISSAN [DATSUN]	PULSAR	1983-86	56
NISSAN [DATSUN]	SENTRA	1987-89	56
NISSAN [DATSUN]	SUNNY	1982-87	57
TCK087	TEN-1	IDLER-1	BELT-1
	SEALS-2		
TOYOTA	CAMRY	1987-89	72
TOYOTA	CAMRY	1983-87	72
TOYOTA	CARINA	1981-86	73
TOYOTA	CARINA	1984-88	73
TOYOTA	CELICA	1983-84	73
TOYOTA	CORONA	1983-87	75
TOYOTA	CORONA	1983-91	75
TCK088	TEN-1	BELT-1	SEALS-2
FORD	ECONOVAN	1984-6/84	21
MAZDA	626	1983-87	39
TCK089	TEN-2	BELT-2	SEALS-6
MITSUBISHI	GALANT	1983-86	45
MITSUBISHI	NIMBUS	1984-87	51
TCK089A	TEN-2	BELT-2	SEALS-6
MITSUBISHI	CORDIA	1982-87	43
MITSUBISHI	CORDIA	1983-84	43
MITSUBISHI	CORDIA	1984-87	43
TCK089B	TEN-2	BELT-2	SEALS-6
MITSUBISHI	CHARIOT	1986-87	43
MITSUBISHI	CORDIA	1984-86	43
MITSUBISHI	DELICA	1980-87	44
MITSUBISHI	ETERNA	1983-85	44
MITSUBISHI	GALANT	1987-0n	45
MITSUBISHI	SAPPORO	4/82-84	52
MITSUBISHI	SIGMA	1982-85	52
MITSUBISHI	SIGMA	1982-85	52
MITSUBISHI	SIGMA	1982-85	52
MITSUBISHI	TREDIA	1982-87	53
MITSUBISHI	TREDIA	1982-87	53
TCK089C	TEN-2	BELT-2	SEALS-6
MITSUBISHI	DELICA	1980-87	44
MITSUBISHI	ETERNA	1983-85	44
MITSUBISHI	GALANT	1983-86	45
MITSUBISHI	L200	1980-81	47
MITSUBISHI	L200	1981-82	47
MITSUBISHI	L200	10/82-84	47
MITSUBISHI	L200	1985-86	47
MITSUBISHI	L200	1984-86	47
MITSUBISHI	L300	1982-83	48
MITSUBISHI	L300	1983-84	48
MITSUBISHI	L300	1984-85	48
MITSUBISHI	L300	1984-85	48
MITSUBISHI	L300	1985-86	48
MITSUBISHI	L300	1985-86	48
MITSUBISHI	L300	1985-86	48
MITSUBISHI	STARION	1982-87	52

Shaded Grey Lines = NZ/Imported Vehicles

TCK = Timing Component Kits

* = Timing Component Kit do not include engine seals

Make	Model	Year	Page
TCK091			
	TEN-2	BELT-2	SEALS-6
MITSUBISHI	DELICA	1983-87	44
MITSUBISHI	DELICA	1986-91	44
MITSUBISHI	L200	10/82-84	47
MITSUBISHI	L300	1982-86	48
MITSUBISHI	PAJERO	1983-87	51
MITSUBISHI	PAJERO	1987-93	51
TCK093			
	TEN-1	BELT-1	SEALS-6
MITSUBISHI	COLT	1984-9/88	43
MITSUBISHI	CORDIA	1983-84	43
MITSUBISHI	L200	4/82-9/82	47
MITSUBISHI	L200	10/82-84	47
MITSUBISHI	L200	10/82-84	47
MITSUBISHI	L300	3/82-83	48
MITSUBISHI	L300	1983-84	48
MITSUBISHI	L300	1984-85	48
MITSUBISHI	LANCER	1982-87	48
MITSUBISHI	LANCER	1986-90	48
MITSUBISHI	MIRAGE	1982-87	50
MITSUBISHI	TREDIA	1982-87	53
TCK093A*			
	TEN-1	BELT-1	
MITSUBISHI	COLT	9/88-90	43
MITSUBISHI	DELICA	1980-87	44
MITSUBISHI	GALANT	1987-0n	45
TCK095			
	TEN-1	BELT-1	SEALS-2
HOLDEN	BARINA	1985-88	24
HOLDEN	BARINA	1989-94	24
HOLDEN	DROVER	1985-87	25
SUZUKI	SIERRA	1984-90	71
SUZUKI	SIERRA	1996-98	71
SUZUKI	SWIFT	1984-88	71
SUZUKI	SWIFT	1984-93	71
TCK098			
	TEN-1	IDLER-1	BELT-1
	SEALS-2		
TOYOTA	CARINA	1987-90	73
TOYOTA	COROLLA	1983-93	75
TOYOTA	CORONA	1982-92	75
TOYOTA	ESTIMA	1992-99	77
TOYOTA	LITE ACE	1983-92	78
TOYOTA	LITE ACE	1983-90	78
TOYOTA	TARAGO	1983-88	79
TOYOTA	TOWNACE	1982-89	80
TOYOTA	TOWNACE	1982-91	80
TCK100			
	TEN-1	BELT-1	
NISSAN [DATSUN]	BLUEBIRD	1984-91	54
NISSAN [DATSUN]	BLUEBIRD	1977-91	54
NISSAN [DATSUN]	LAUREL	1983-89	55
NISSAN [DATSUN]	PRAIRIE	1982-88	56
NISSAN [DATSUN]	SILVIA	1980-87	56

Make	Model	Year	Page
NISSAN [DATSUN]	SKYLINE	1981-87	57
NISSAN [DATSUN]	STANZA	1983-85	57
TCK102*			
	TEN-1	BELT-1	
MAZDA	626	1984	39
TCK103*			
	TEN-1	BELT-1	
FORD	TELSTAR	1983-0n	23
MAZDA	626	1984	39
TCK104			
	TEN-1	BELT-1	SEALS-3
NISSAN [DATSUN]	300	1984-88	54
NISSAN [DATSUN]	300ZX	1986-89	54
NISSAN [DATSUN]	FAIRLADY	1986-89	55
NISSAN [DATSUN]	LAUREL	1984-87	55
TCK104A			
	TEN-1	BELT-1	SEAL-3
NISSAN [DATSUN]	MAXIMA	1990-6/93	55
NISSAN [DATSUN]	NAVARA	1992-6/93	55
NISSAN [DATSUN]	PATHFINDER	1992-6/93	56
NISSAN [DATSUN]	SUNNY	1992	57
TCK111*			
	TEN-1	BELT-1	
PEUGEOT	505	1980-88	59
RENAULT	ESPACE	1985-90	61
RENAULT	FUEGO	1984-88	61
TCK113			
	TEN-1	BELT-1	SEAL-1
FORD	COURIER	1985	20
FORD	ECONOVAN	7/84-85	21
FORD	SPECTRON	1985-94	23
FORD	TELSTAR	7-84-87	23
MAZDA	B2000	1982-88	40
MAZDA	E2000	1985-86	41
TCK113A			
	TEN-1	BELT-1	SEAL-2
MAZDA	626	1983-87	39
MAZDA	929	1984-87	40
MAZDA	929	1984-87	40
MAZDA	LUCE	1985-87	42
TCK117			
	TEN-1	BELT-1	SEAL-2
FORD	COURIER	1986-87	20
FORD	ECONOVAN	1986-87	21
FORD	SPECTRON	1985-94	23
MAZDA	B2000	1982-88	40
MAZDA	E2000	1987-90	41
TCK121			
	TEN-1	BELT-1	SEAL-3
HOLDEN	CAMIRA	1984-87	25
HOLDEN	CAMIRA	1984-87	25
HOLDEN	PIAZZA	1986-87	26
HOLDEN	SHUTTLE	1982-90	27
HOLDEN	SHUTTLE	1983-91	27
ISUZU	ASKA	1983-90	35
ISUZU	PIAZZA	1984-90	35

Make	Model	Year	Page
TCK122	TEN-1	BELT-1	SEAL-3
HOLDEN	JACKAROO	1985-88	26
HOLDEN	RODEO	1988-93	26
HOLDEN	RODEO	1985-88	26
TCK123	TEN-1	BELT-1	SEAL-1
FORD	LASER	1985-87	21
MAZDA	323	1985-89	38
MAZDA	323	1985-89	38
TCK124	TEN-2	BELT-2	SEAL-2
MITSUBISHI	EXPRESS	1986-91	44
MITSUBISHI	STARWAGON	1986-4/92	52
TCK125	TEN-1	IDLER-1	BELT-1
	SEAL-3		
TOYOTA	CORONA	1989-94	75
TOYOTA	MR-2	1990-99	78
TCK125A	TEN-1	IDLER-1	BELT-1
	SEAL-3		
TOYOTA	CELICA	1985-94	73
TCKR125B	TEN-1	IDLER-1	BELT-1
	SEAL-3		
TOYOTA	CELICA	1985-94	73
TCK126	TEN-1	BELT-1	SEAL-3
TOYOTA	CRESSIDA	1988-92	76
TOYOTA	CRESTA	1989-90	76
TOYOTA	LITE ACE	1986-93	78
TCK127*	IDLER-1	BELT-1	
AUDI	80	8/83-84	11
AUDI	80	1983-84	11
AUDI	90	1985-87	11
AUDI	90	1988-89	11
AUDI	90	1989-92	11
AUDI	100	1983-89	11
AUDI	100	1983-89	12
AUDI	100	1988-91	12
AUDI	200	1986-88	12
AUDI	200	1983-7/88	12
AUDI	80 S2	1985-87	11
AUDI	80 S2	1988-89	11
VOLKSWAGEN	PASSAT	8/84-88	82
VOLKSWAGEN	SANTANA	8/84-85	83
TCK128	TEN-1	BELT-1	SEAL-2
MITSUBISHI	LANCER	1988-91	48
MITSUBISHI	LANCER	1987-0n	48
MITSUBISHI	LANCER	1987-0n	49
MITSUBISHI	LANCER	1988-5/90	49
MITSUBISHI	MIRAGE	1986-88	50
MITSUBISHI	MIRAGE	1986-90	50
MITSUBISHI	MIRAGE	1987-0n	50
MITSUBISHI	MIRAGE	1987-90	50
PROTON	SAGA	1987-6/90	60
TCK128A*	TEN-1	BELT-1	
HYUNDAI	S COUPE	1992-7/93	34
MITSUBISHI	LANCER	1986-88	48

Make	Model	Year	Page
TCK128B	TEN-1	BELT-1	SEAL-2
HYUNDAI	EXCEL	1990-94	33
HYUNDAI	S COUPE	1990-92	34
TCK129	TEN-1	BELT-1	SEAL-2
HONDA	LEGEND	1986-87	31
HONDA	LEGEND	1988-91	31
ROVER	825si	1987-88	62
ROVER	827si	1988-92	62
TCK130	TEN-1	BELT-1	SEAL-2
HONDA	INTEGRA	1986-89	31
TCK131*	TEN-1	BELT-1	
BMW	323	1979-85	15
BMW	320i	9/85-95	14
BMW	325i	1988-93	15
BMW	520i	8/85-90	15
BMW	525i	1986-88	15
TCK134	TEN-1	IDLER-1	BELT-1
	SEAL-2		
FORD	COURIER	1992-98	20
FORD	COURIER	1989-93	20
FORD	TELSTAR	1989-92	23
FORD	TELSTAR	1987-89	23
MAZDA	626	1988-98	39
MAZDA	B2200	1986-95	40
MAZDA	E2200	1988-94	41
MAZDA	MX7	1987-91	42
TCK135	TEN-1	BELT-1	SEAL-2
SUZUKI	SWIFT	1993-0n	71
TCK137	TEN-1	IDLER-1	BELT-1
	SEAL-3		
NISSAN [DATSUN]	180SX	1985-95	54
NISSAN [DATSUN]	200SX	1985-95	54
NISSAN [DATSUN]	BLUEBIRD	1977-91	54
NISSAN [DATSUN]	EXA	1987	55
NISSAN [DATSUN]	EXA	1988-91	55
NISSAN [DATSUN]	LANGLEY	1986-88	55
NISSAN [DATSUN]	PULSAR	1986-91	56
NISSAN [DATSUN]	SILVIA	1980-87	56
TCK137	TEN-1	IDLER-1	BELT-1
	SEAL-3		
NISSAN [DATSUN]	180SX	1985-95	54
NISSAN [DATSUN]	200SX	1985-95	54
NISSAN [DATSUN]	BLUEBIRD	1977-91	54
NISSAN [DATSUN]	EXA	1987	55
NISSAN [DATSUN]	EXA	1988-91	55

Shaded Grey Lines = NZ/Imported Vehicles

TCK = Timing Component Kits

* = Timing Component Kit do not include engine seals

Make	Model	Year	Page
NISSAN [DATSUN]	LANGLEY	1986-88	55
NISSAN [DATSUN]	PULSAR	1986-91	56
NISSAN [DATSUN]	SILVIA	1980-87	56
TCK139	TEN-1	BELT-1	SEAL-3
HYUNDAI	SONATA	1990-98	34
MITSUBISHI	DEBONAIR	1987-90	43
MITSUBISHI	DIAMANTE	1991-0n	44
MITSUBISHI	MAGNA	1993-97	50
MITSUBISHI	PAJERO	1988-93	51
MITSUBISHI	PAJERO	1993-96	51
MITSUBISHI	TRITON	1990-91	53
MITSUBISHI	TRITON	1990-96	53
MITSUBISHI	V3000	1988-93	54
MITSUBISHI	VERADA	1991-96	54
TCK140	TEN-1	BELT-1	SEAL-2
PEUGEOT	505	1984-93	59
PEUGEOT	505	1984-93	59
TCK141	TEN-1	BELT-1	SEAL-2
FORD	LASER	1985-87	22
FORD	LASER	1985-87	21
FORD	LASER	1987-90	21
FORD	LASER	1987-90	21
FORD	MENTOR	1981-85	22
FORD	MENTOR	1985-87	22
MAZDA	121	1987-91	38
MAZDA	121	1987-90	38
MAZDA	323	1977-88	38
MAZDA	323	1985-89	38
MAZDA	323	1985-89	38
MAZDA	626	1987-91	39
MAZDA	CAPELLA	1987-89	40
MAZDA	ETUDE	1987-90	41
MAZDA	FAMILIA	1985-89	41
MAZDA	FAMILIA	1985-89	41
MAZDA	FAMILIA	1985-89	41
MAZDA	FAMILIA	1985-87	42
TCK142	TEN-1	BELT-1	SEAL-2
HONDA	CIVIC	1991-99	29
HONDA	CIVIC	8/87-96	30
HONDA	CONCERTO	1991-93	30
HONDA	CRX	1987-92	30
HONDA	CRX	1985-92	31
HONDA	INTEGRA	1983-95	31
ROVER	416i	1986-89	62
TCK142A	TEN-1	BELT-1	SEAL-3
HONDA	PRELUDE	1987-91	32
HONDA	PRELUDE	1987-92	32
TCK143	TEN-1	BELT-1	SEAL-2
HONDA	ACCORD	1987-95	29
HONDA	CIVIC	1991-93	29
HONDA	CIVIC	1987-96	29

Make	Model	Year	Page
HONDA	CIVIC	1988-92	30
HONDA	CIVIC	1988-91	30
HONDA	CIVIC	1988-92	30
HONDA	CIVIC	1987-96	30
HONDA	CIVIC	1987-02	30
HONDA	CIVIC	1987-95	30
HONDA	CONCERTO	1988-92	30
HONDA	CRX	1987-91	31
TCK144*	TEN-1	BELT-1	SEAL-2
HONDA	ACCORD	1986-0n	28
HONDA	PRELUDE	1987-92	32
TCK145	TEN-1	BELT-1	SEAL-2
HONDA	CIVIC	1995-00	29
HONDA	CIVIC	1989-92	30
HONDA	CIVIC	1989-92	30
HONDA	CONCERTO	1988-91	30
HONDA	CRX	1987-91	31
HONDA	INTEGRA	1989-00	31
TCK146	TEN-1	IDLER-2	BELT-1
	SEAL-3		
MAZDA	929	1987-97	39
MAZDA	929	1987-89	40
MAZDA	929	1987-91	40
MAZDA	929	1987-91	40
MAZDA	LUCE	1986-0n	42
MAZDA	LUCE	1986-0n	42
MAZDA	MPV	1993-99	42
TCK147	TEN-1	BELT-1	SEAL-2
HOLDEN	JACKAROO	1988-92	26
HOLDEN	RODEO	1988-93	26
HOLDEN	RODEO	1993-98	27
HOLDEN	RODEO	1995-97	27
HOLDEN	RODEO	1997-98	27
ISUZU	BIGHORN	1987-92	35
ISUZU	RODEO	1987-90	36
ISUZU	TROOPER	1987-92	36
TCK149	TEN-1	IDLER-1	BELT-1
	SEAL-4		
MAZDA	323	1987-89	38
MAZDA	323	1988-91	39
MAZDA	FAMILIA	1985-89	41
MAZDA	FAMILIA	1985-87	42
TCK154	TEN-1	IDLER-1	BELT1
	SEAL-3		
TOYOTA	4 RUNNER	1990-92	72
TCK155	TEN-2	BELT-2	SEAL-6
MITSUBISHI	GALANT	1989-90	46
MITSUBISHI	GALANT	1989-93	47
TCK157	TEN-1	IDLER-1	BELT-1
	SEAL-2		
TOYOTA	CAMRY	1988-93	72

Make	Model	Year	Page
TCK158	TEN-2	BELT-2	SEAL-6
mitsubishi	CORDIA	1984-86	43
mitsubishi	CORDIA	1987-89	43
mitsubishi	GALANT	1988-0n	46
TCK158A	TEN-2	BELT-2	SEAL-6
mitsubishi	EXPRESS	5/87-91	44
mitsubishi	EXPRESS	1991-94	44
mitsubishi	PAJERO	1984-91	51
mitsubishi	STARWAGON	1986-93	52
mitsubishi	STARWAGON	1994	52
TCK158C	TEN-2	BELT-2	SEAL-6
mitsubishi	CORDIA	1984-89	43
mitsubishi	CORDIA	1984-86	43
mitsubishi	EXPRESS	1986-4/87	44
TCK160	TEN-1	BELT-1	SEAL-2
HONDA	ACCORD	1984-85	28
HONDA	ACCORD	1986-89	28
HONDA	ACCORD	1986-89	28
HONDA	PRELUDE	1982-87	32
HONDA	PRELUDE	1983-85	32
HONDA	PRELUDE	1985-88	32
HONDA	PRELUDE	1983-87	32
HONDA	PRELUDE	1986-87	32
TCK161	TEN-1	BELT-1	SEAL-2
HONDA	CIVIC	1983-89	29
HONDA	CIVIC	1984-89	30
HONDA	CIVIC	1984-89	30
HONDA	CIVIC	1984-89	30
HONDA	CRX	1985-88	30
HONDA	CRX	1983-88	30
HONDA	INTEGRA	1983-89	31
TCK163	TEN-1	BELT-1	SEAL-2
DAEWOO	ESPERO	1995-97	17
TCK164	TEN-1	BELT-1	SEAL-2
SUZUKI	SWIFT	1989-99	71
SUZUKI	VITARA	1988-96	71
TCK165	TEN-2	IDLER-1	BELT-2
	SEAL-4		
HYUNDAI	LANTRA	1991-92	34
TCK165A	TEN-1	IDLER-1	BELT-1
	SEAL-4		
mitsubishi	LANCER	1987-91	48
mitsubishi	LANCER	1987-91	48
mitsubishi	LANCER	1990-92	49
mitsubishi	MIRAGE	1987-90	50
TCK166	TEN-1	BELT-1	SEAL-2
SUZUKI	CULTUS	1988-91	71
SUZUKI	SWIFT	1989-93	71
TCK167	TEN-2	IDLER-1	BELT-2
	SEAL-5		
HYUNDAI	LANTRA	1992-95	34
HYUNDAI	SONATA	1993-98	34
mitsubishi	GALANT	1988-0n	46

Make	Model	Year	Page
mitsubishi	GALANT	1988-0n	46
mitsubishi	GALANT	1988-0n	46
mitsubishi	GALANT	1989-90	47
mitsubishi	GALANT	1989-93	47
TCKH167A	TEN-2	IDLER-1	BELT-2
	SEAL-5	HYD. TEN.-1	
HYUNDAI	LANTRA	1992-95	34
HYUNDAI	SONATA	1993-98	34
mitsubishi	GALANT	1988-4/92	46
mitsubishi	GALANT	1988-4/92	46
mitsubishi	GALANT	1988-4/92	46
mitsubishi	GALANT	1989-90	47
mitsubishi	GALANT	1988-4/92	47
TCKH167B	TEN-2	IDLER-1	BELT-2
	SEAL-5	HYD. TEN.-1	
mitsubishi	GALANT	5/92-0n	46
mitsubishi	GALANT	5/92-0n	46
mitsubishi	GALANT	5/92-0n	46
mitsubishi	GALANT	5/92-0n	47
TCK170*	IDLER-1	BELT-1	SEAL-2
AUDI	90	1988-89	11
AUDI	90	1989-92	11
AUDI	100	1983-89	11
AUDI	100	1983-89	12
AUDI	100	1988-91	12
AUDI	200	1989-91	12
AUDI	200	8/88-91	12
TCK171	TEN-1	BELT-1	SEAL-3
HOLDEN	BARINA	1989-94	24
SUZUKI	CULTUS	1986-99	71
SUZUKI	SWIFT	1988-0n	71
TCKH172	TEN-1	IDLER-3	BELT-1
	SEAL-3	HYD. TEN.-1	
SUBARU	FORESTER	1997-8/98	63
SUBARU	IMPREZA	1997-09/98	65
SUBARU	LEGACY	1998-00	66
TCKHT172	TEN-1	IDLER-3	BELT-1
	SEAL-3	HYD. TEN.-1	TOOL-1
SUBARU	FORESTER	1997-8/98	63
SUBARU	IMPREZA	1997-09/98	65
SUBARU	LEGACY	1998-00	66
TCK173*	TEN-1	IDLER-2	BELT-1
VOLVO	740,760	1988-90	83
TCK175A	TEN-1	BELT-1	SEAL-2
HOLDEN	CALAIS	1986-88	25
NISSAN [DATSUN]	PATROL	1990-97	56
NISSAN [DATSUN]	SENTRA	1986-91	56
HOLDEN	COMMODORE	1986-88	25
NISSAN [DATSUN]	SKYLINE	1986-91	57
TCK175B	TEN-1	BELT-1	SEAL-2
HOLDEN	CALAIS	1986-88	25
NISSAN [DATSUN]	PATROL	1990-97	56

Shaded Grey Lines = NZ/Imported Vehicles

TCK = Timing Component Kits

* = Timing Component Kit do not include engine seals

Make	Model	Year	Page
NISSAN [DATSUN]	SENTRA	1986-91	56
HOLDEN	COMMODORE	1986-88	25
NISSAN [DATSUN]	SKYLINE	1986-91	57
TCK176	TEN-1	BELT-1	SEAL-2
TOYOTA	CELICA	1981-85	74
TOYOTA	CELICA	1985-89	74
TOYOTA	COROLLA	1991-99	74
TOYOTA	COROLLA	1989-92	74
TOYOTA	COROLLA	1986-89	74
TOYOTA	COROLLA	1987-92	74
TOYOTA	COROLLA	1989-92	74
TOYOTA	MR-2	1987-90	78
TOYOTA	SPRINTER	1983-90	79
TCK178	TEN-1	BELT-1	SEAL-2
DAIHATSU	CHARADE	11/90-93	17
DAIHATSU	CHARADE	1993-96	17
DAIHATSU	HI JET	1987-95	18
TCK179	TEN-1	IDLER-1	BELT-1
	SEAL-4		
FORD	CAPRI	1989-94	20
FORD	LASER	1989-94	22
FORD	LASER	1987-90	21
FORD	LASER	1990-94	21
FORD	LASER	1990-94	21
FORD	LASER	1994-96	22
FORD	LASER	1994-99	22
FORD	LASER	1994-96	22
FORD	LASER	1994-99	22
KIA	MENTOR	5/98-00	36
MAZDA	323	1989-94	38
MAZDA	323	1989-92	39
MAZDA	323	1989-98	39
MAZDA	323	1994-98	39
MAZDA	323	1989-98	39
MAZDA	AUTOZAM	1991-97	40
MAZDA	ETUDE	1987-90	41
MAZDA	FAMILIA	1988-89	42
MAZDA	MX5	1989-05	42
MAZDA	MX5	1998-05	42
TCK180	IDLER-3	BELT-1	SEAL-1
NISSAN [DATSUN]	300ZX	1989-12/93	54
TCK181	TEN-1	BELT-1	SEAL-2
DAIHATSU	CHARADE	1988-96	17
DAIHATSU	TERIOS	1997-0n	18
TCK182	TEN-1	BELT-1	SEAL-2
DAIHATSU	APPLAUSE	1989-99	17
DAIHATSU	CHARADE	1993-00	17
DAIHATSU	CHARADE	1994-00	18

Make	Model	Year	Page
DAIHATSU	FEROZA	1988-98	18
DAIHATSU	PYZAR	1997-00	18
DAIHATSU	PYZAR	1997-00	18
DAIHATSU	ROCKY	1988-97	18
TCK183	TEN-1	IDLER-2	BELT-1
	SEAL-4		
MAZDA	929	1991-0n	39
MAZDA	929	1987-97	39
MAZDA	929	1991-97	40
MAZDA	929	1991-97	40
TCKH183	TEN-1	IDLER-2	BELT-1
	SEAL-4	HYD. TEN.-1	
MAZDA	929	1991-0n	39
MAZDA	929	1987-97	39
MAZDA	929	1991-97	40
MAZDA	929	1991-97	40
TCK184	TEN-1	BELT-1	SEAL-3
HONDA	CR-V	1997-01	30
HONDA	ORTHIA	1996-01	32
TCK185	TEN-1	BELT-1	SEAL-2
FORD	FESTIVA	1987-91	21
FORD	FESTIVA	1991-01	21
FORD	FESTIVA	1997-01	21
FORD	LASER	1989-97	22
FORD	LASER	1985-87	22
FORD	LASER	1985-87	21
FORD	LASER	1987-90	21
FORD	LASER	1990-94	21
FORD	LASER	1990-94	21
FORD	MENTOR	1981-85	22
FORD	MENTOR	1985-87	22
KIA	MENTOR	1997-4/98	36
MAZDA	121	1987-91	38
MAZDA	121	1990-00	38
MAZDA	323	1989-96	38
MAZDA	323	1989	39
MAZDA	323	1989-98	39
MAZDA	INTERPLAY	1989-0n	42
TCK187	TEN-2	BELT-2	SEAL-3
HONDA	ACCORD	1994-97	28
HONDA	ACCORD	1993-97	28
HONDA	ACCORD	1990-92	28
HONDA	ACCORD	1989-0n	28
HONDA	ACCORD	1989-94	28
HONDA	ACCORD	1989-95	28
HONDA	ACCORD	1993-97	29
HONDA	ACCORD	1997-00	29
HONDA	ODYSSEY	1995-00	31
HONDA	PRELUDE	1991-97	32
HONDA	PRELUDE	1991-96	32
HONDA	TORNEO	1997-01	32
TCK188*	TEN-1	BELT-1	
CITROEN	BX	1989-94	15
PEUGEOT	405	1989-93	59

Make	Model	Year	Page
TCK189*	TEN-1	BELT-1	
CITROEN	BX	1983-93	15
CITROEN	BX	1986-94	15
CITROEN	ZX	1991-1/92	16
PEUGEOT	205	1987-91	58
PEUGEOT	205	1987-91	58
PEUGEOT	309	1985-1/92	59
PEUGEOT	405	1987-1/92	59
PEUGEOT	405	1985-1/92	59
TCK191A	TEN-1	BELT-1	SEAL-2
MITSUBISHI	LANCER	6/90-92	49
MITSUBISHI	LANCER	1992-96	49
MITSUBISHI	LANCER	1996-98	49
MITSUBISHI	MIRAGE	1990-0n	50
MITSUBISHI	MIRAGE	1990-0n	51
MITSUBISHI	MIRAGE	1991-0n	51
PROTON	PERSONA	1995-05	60
PROTON	SAGA	6/90-96	60
PROTON	SAGA	6/90-96	60
PROTON	SATRIA	1997-05	60
PROTON	SATRIA	1997-05	60
PROTON	WIRA	1995-05	61
PROTON	WIRA	1995-05	61
TCK191B	TEN-1	BELT-1	SEAL-2
HYUNDAI	ACCENT	1994-0n	33
HYUNDAI	EXCEL	1990-95	33
HYUNDAI	EXCEL	7/94-00	33
HYUNDAI	S COUPE	7/93-95	34
PROTON	JUMBUCK	2003-0n	60
PROTON	PERSONA	1995-05	60
TCK193	TEN-1	BELT-1	SEAL-2
HONDA	LEGEND	1991-96	31
TCK194	TEN-1	BELT-1	SEAL-2
SUZUKI	ALTO	1995-99	70
SUZUKI	CARRY	1999-0n	71
SUZUKI	JIMNY	1998-00	71
TCK197*	TEN-1	BELT-1	MISC-1
AUDI	80	1992-93	11
TCK198	TEN-2	IDLER-2	BELT-2
	SEAL-3		
VOLVO	940	1990-96	84
TCK199	TEN-1	IDLER-1	BELT1
	BOLT-1	SPRING-1	MISC-1
	SEAL-3		
HOLDEN	APOLLO	1989-93	24
HOLDEN	APOLLO	1993-97	24
TOYOTA	CALDINA	1992-02	72
TOYOTA	CAMRY	1989-91	72
TOYOTA	CAMRY	1987-93	72
TOYOTA	CAMRY	1993-02	72
TOYOTA	CAMRY	1990-94	73
TOYOTA	CAMRY	1994-98	73
TOYOTA	CARINA	1985-89	73
TOYOTA	CARINA	1988-92	73
TOYOTA	CELICA	1986-89	73
TOYOTA	CELICA	1989-91	73
TOYOTA	CELICA	1992-99	74
TOYOTA	CORONA	1988-92	75
TOYOTA	CORONA	1988-92	75
TOYOTA	CORONA	1992-96	75
TOYOTA	CORONA	1993-97	75
TOYOTA	CURREN	1994-98	76
TOYOTA	RAV4	1994-00	78
TOYOTA	SPACIA	1998-01	79

Make	Model	Year	Page
TOYOTA	CELICA	1989-91	73
TOYOTA	CELICA	1992-99	74
TOYOTA	CORONA	1988-92	75
TOYOTA	CORONA	1988-92	75
TOYOTA	CORONA	1992-96	75
TOYOTA	CORONA	1993-97	75
TOYOTA	CURREN	1994-98	76
TOYOTA	RAV4	1994-00	78
TOYOTA	SPACIA	1998-01	79
TCKR199	TEN-1	IDLER-1	BELT1
	BOLT-1	SPRING-1	MISC-1
	SEAL-3		
HOLDEN	APOLLO	1989-93	24
HOLDEN	APOLLO	1993-97	24
TOYOTA	CALDINA	1992-02	72
TOYOTA	CAMRY	1989-91	72
TOYOTA	CAMRY	1987-93	72
TOYOTA	CAMRY	1993-02	72
TOYOTA	CAMRY	1990-94	73
TOYOTA	CAMRY	1994-98	73
TOYOTA	CARINA	1985-89	73
TOYOTA	CARINA	1988-92	73
TOYOTA	CELICA	1986-89	73
TOYOTA	CELICA	1989-91	73
TOYOTA	CELICA	1992-99	74
TOYOTA	CORONA	1988-92	75
TOYOTA	CORONA	1988-92	75
TOYOTA	CORONA	1992-96	75
TOYOTA	CORONA	1993-97	75
TOYOTA	CURREN	1994-98	76
TOYOTA	RAV4	1994-00	78
TOYOTA	SPACIA	1998-01	79
TCKWP199	TEN-1	IDLER-1	BELT1
	BOLT-1	SPRING-1	MISC-1
	SEAL-3		
HOLDEN	APOLLO	1989-93	24
HOLDEN	APOLLO	1993-97	24
TOYOTA	CALDINA	1992-02	72
TOYOTA	CAMRY	1989-91	72
TOYOTA	CAMRY	1987-93	72
TOYOTA	CAMRY	1993-02	72
TOYOTA	CAMRY	1990-94	73
TOYOTA	CAMRY	1994-98	73
TOYOTA	CARINA	1985-89	73
TOYOTA	CARINA	1988-92	73
TOYOTA	CELICA	1986-89	73
TOYOTA	CELICA	1989-91	73
TOYOTA	CELICA	1992-99	74
TOYOTA	CORONA	1988-92	75
TOYOTA	CORONA	1988-92	75
TOYOTA	CORONA	1992-96	75
TOYOTA	CORONA	1993-97	75
TOYOTA	CURREN	1994-98	76
TOYOTA	RAV4	1994-00	78
TOYOTA	SPACIA	1998-01	79

Shaded Grey Lines = NZ/Imported Vehicles

TCK = Timing Component Kits

* = Timing Component Kit do not include engine seals

Make	Model	Year	Page
TCK200	TEN-1	IDLER-1	BELT1
	SEAL-3		
HOLDEN	APOLLO	1993-97	24
LEXUS	ES300	1992-96	37
TOYOTA	CAMRY	1993-97	72
TOYOTA	VIENTA	1995-97	80
TOYOTA	WINDOM	1991-96	80
TCKH200	TEN-1	IDLER-1	BELT1
	SEAL-3		
HOLDEN	APOLLO	1993-97	24
LEXUS	ES300	1992-96	37
TOYOTA	CAMRY	1993-97	72
TOYOTA	VIENTA	1995-97	80
TOYOTA	WINDOM	1991-96	80
TCK201	TEN-1	BELT1	SEAL-2
MITSUBISHI	LANCER	1992-96	49
MITSUBISHI	LANCER	1996-98	49
MITSUBISHI	RVR	1991-02	52
TCK201A	TEN-1	BELT1	SEAL-2
MITSUBISHI	LANCER	2002-07	49
TCK208	TEN-1	IDLER-1	BELT1
	SEAL-3		
TOYOTA	CALDINA	1992-00	72
TOYOTA	COROLLA	1993-02	75
TOYOTA	COROLLA	1990-99	75
TOYOTA	CORSA	1990-99	76
TOYOTA	CYNOS	1991-05	76
TOYOTA	PASEO	1991-99	78
TOYOTA	RAUM	1997-00	78
TOYOTA	SPRINTER	1994-99	79
TOYOTA	TERCEL	1990-99	80
TCK212	TEN-1	BELT1	SEAL-2
SUZUKI	APV	2005-0n	71
SUZUKI	BALENO	1995-01	71
SUZUKI	CULTUS	1989-91	71
SUZUKI	GRAND VITARA	1999-0n	71
SUZUKI	SWIFT	1989-95	71
SUZUKI	VITARA	1991-96	71
SUZUKI	X90	1996-98	71
TCK214	TEN-1	IDLER-2	BELT1
	SEAL-3		
MAZDA	323	1994-98	39
MAZDA	626	1992-97	39
MAZDA	CRONOS	1991-0n	41
MAZDA	EFINI	1991-0n	41
MAZDA	EUNOS	1992-97	41
MAZDA	EUNOS	1996-98	41
MAZDA	EUNOS	1996-98	41
MAZDA	MX9	1991-97	42
TCKH214	TEN-1	IDLER-2	BELT1
	SEAL-3		
EUNOS	500	1992-96	19
EUNOS	800	1992-96	19

Make	Model	Year	Page
EUNOS	30X	1992-96	19
FORD	PROBE	1994-98	22
FORD	TELSTAR	1992-96	23
TCK215	TEN-1	BELT1	SEAL-3
LEXUS	GS300	1996-05	37
LEXUS	IS300	1999-05	38
TOYOTA	CROWN	1991-95	76
TOYOTA	SOARER	1991-95	79
TOYOTA	SUPRA	1993-97	79
TCK216	TEN-2	BELT-2	SEAL-3
HONDA	PRELUDE	1991-97	32
TCK217	TEN-1	IDLER-1	MISC-1
	SEAL-5		
VOLVO	850	1992-97	83
VOLVO	960	1991-93	84
TCK218	TEN-1	IDLER-1	BELT-1
	SEAL-4		
AUDI	80	1992-95	11
AUDI	80	1992-95	11
AUDI	80	1992-95	11
AUDI	100	1992-94	12
AUDI	100	1992-94	12
AUDI	A6 [C4]	1994-97	13
AUDI	A8	1994-96	13
TCK218A	TEN-1	IDLER-1	BELT-1
	BOLT-2	SEAL-4	
AUDI	80	1992-95	11
AUDI	80	1992-95	11
AUDI	80	1992-95	11
AUDI	A4	1995-98	12
AUDI	A6 [C4]	1994-97	13
AUDI	A6 [C4]	1994-97	13
AUDI	A8	1994-96	13
TCK223	TEN-1	BELT-1	SPRING-1
	SEAL-2		
HONDA	ACCORD	1995-00	29
HONDA	CIVIC	1991-93	29
HONDA	CIVIC	1995-00	30
TCK224	TEN-1	BELT-1	SPRING-1
	SEAL-2		
HONDA	CIVIC	1991-02	29
HONDA	CIVIC	1995-00	29
HONDA	HR-V	1999-01	31
TCK226	TEN-2	BELT-2	SEAL-4
HONDA	PRELUDE	1996-01	32
HONDA	PRELUDE	1997-01	32
HONDA	PRELUDE	1994-97	32
HONDA	PRELUDE	1996-99	32
TCK227	TEN-1	BELT-1	SEAL-3
HONDA	CIVIC	1995-00	29
HONDA	CIVIC	1989-95	30
HONDA	CRX	1992-98	30
HONDA	INTEGRA	1989-93	31

Shaded Grey Lines = NZ/Imported Vehicles

TCK = Timing Component Kits

* = Timing Component Kit do not include engine seals

Make	Model	Year	Page
TCK228	TEN-1	IDLER-1	BELT-1
	SPRING-1	SEAL-3	
FORD	LASER	2001-02	22
FORD	LASER	2001-02	22
FORD	TELSTAR	1992-96	23
MAZDA	323	1998-03	38
MAZDA	323	1998-03	39
MAZDA	626	1991-02	39
MAZDA	FAMILIA	1999-01	42
MAZDA	PREMACY	2001-03	42
TCK229	TEN-2	BELT-2	SEAL-6
MITSUBISHI	EXPRESS	5/92-94	44
MITSUBISHI	EXPRESS	1994-10/03	45
MITSUBISHI	STARWAGON	5/92-94	53
MITSUBISHI	STARWAGON	1994-05	53
TCK229A*	TEN-1	BELT-1	
VOLVO	940	1993-96	84
VOLVO	940	1993-96	84
TCK230	TEN-2	IDLER-1	BELT-2
	SEAL-2		
MITSUBISHI	EXPRESS	1994-10/03	45
MITSUBISHI	EXPRESS	03/06-0n	45
MITSUBISHI	NIMBUS	6/92-98	51
MITSUBISHI	STARWAGON	1994-05	53
MITSUBISHI	TRITON	1996-06	53
TCKH230	TEN-2	IDLER-1	BELT-2
	SEAL-2		
MITSUBISHI	EXPRESS	1994-10/03	45
MITSUBISHI	EXPRESS	03/06-0n	45
MITSUBISHI	NIMBUS	6/92-98	51
MITSUBISHI	STARWAGON	1994-05	53
MITSUBISHI	TRITON	1996-06	53
TCK232	TEN-2	IDLER-1	BELT-2
	SEAL-6		
MITSUBISHI	EXPRESS	1994-03	45
MITSUBISHI	EXPRESS	10/03-06	45
MITSUBISHI	EXPRESS	1994-10/03	45
MITSUBISHI	GALANT	1993-96	47
MITSUBISHI	MAGNA	1996-99	50
MITSUBISHI	STARWAGON	1994-05	53
TCK235	TEN-1	BELT-1	SPRING-1
	SEAL-2		
HOLDEN	NOVA	1992-9/94	26
HOLDEN	NOVA	1994-97	26
TOYOTA	COROLLA	1996-01	75
TOYOTA	COROLLA	1992-94	74
TOYOTA	SPRINTER	1994-96	79
TCK236	TEN-1	BELT-1	SPRING-1
	SEAL-2		
TOYOTA	CARIB	1996-01	73
TOYOTA	COROLLA	1991-99	74
TOYOTA	COROLLA	1995-00	75
TOYOTA	COROLLA	1989-95	74

Make	Model	Year	Page
TOYOTA	SPRINTER	1995-00	79
TOYOTA	SPRINTER	1994-00	79
HOLDEN	NOVA	1992-9/94	26
HOLDEN	NOVA	1994-97	26
TCK237	TEN-1	BELT-1	SEAL-3
TOYOTA	SUPRA	1986-93	79
TCK239	TEN-1	BELT-1	SEAL-2
TOYOTA	COROLLA	1991-00	74
TOYOTA	COROLLA	1987-92	74
TOYOTA	COROLLA	1989-90	74
TOYOTA	COROLLA	1989-95	74
TOYOTA	COROLLA	1991-95	74
TOYOTA	COROLLA	1988-96	74
TOYOTA	CORONA	1987-90	75
TOYOTA	SPRINTER	1988-91	79
TOYOTA	SPRINTER	1991-97	79
TOYOTA	SPRINTER	1987-91	79
TCK240	TEN-1	IDLER-1	BELT-1
	SEAL-3		
TOYOTA	4 RUNNER	1993-96	72
TCK241	TEN-1	BELT-1	SEAL-2
SUZUKI	SWIFT	1993-0n	71
TCK242A	TEN-1	BELT-1	BOLT-2
	NUT-1	SEAL-2	
VOLKSWAGEN	GOLF	1994-98	81
TCK242B	TEN-1	BELT-1	BOLT-2
	NUT-1	SEAL-2	
VOLKSWAGEN	GOLF	1994-98	81
TCK242C	TEN-1	BELT-1	BOLT-2
	NUT-1	SEAL-2	
VOLKSWAGEN	BEETLE	2005-0n	80
TCK244	TEN-2	BELT-2	SEAL-4
HONDA	ACCORD	1989-97	28
HONDA	ACCORD	1997-0n	28
HONDA	ACCORD	1993-97	29
HONDA	ACCORD	1998-03	29
HONDA	ODYSSEY	1998-00	31
HONDA	ODYSSEY	2000-04	32
TCK249	TEN-1	BELT-1	SEAL-3
NISSAN [DATSUN]	MAXIMA	6/93-94	55
NISSAN [DATSUN]	NAVARA	6/93-05	55
NISSAN [DATSUN]	NAVARA	2001-06	56
NISSAN [DATSUN]	PATHFINDER	6/93-97	56
NISSAN [DATSUN]	PATHFINDER	1995-05	56
NISSAN [DATSUN]	TERRANO	1995-00	57
TCK252*	TEN-1	IDLER-1	BELT-1
	MISC-1		
RENAULT	LAGUNA	1995-97	61
VOLVO	850	1993-96	83
VOLVO	850	1992-97	83

Shaded Grey Lines = NZ/Imported Vehicles

TCK = Timing Component Kits

* = Timing Component Kit do not include engine seals

Make	Model	Year	Page
VOLVO	850	1992-97	83
VOLVO	CROSS COUNTRY	2000-0n	84
VOLVO	S40, V40	1997-04	84
VOLVO	S40, V40	1997-04	84
VOLVO	S70, V70	1997-0n	84
VOLVO	V70	2000-0n	85
VOLVO	XC90	2003-0n	85
TCK253	TEN-1 SEAL-5	IDLER-1	BELT-1
mitsubishi	PAJERO	1993-4/00	52
TCK254	TEN-1 SEAL-3	IDLER-3	BELT-1
SUBARU	IMPREZA	1993-98	64
SUBARU	IMPREZA	1993-98	64
SUBARU	IMPREZA	1993-98	64
SUBARU	IMPREZA	1996-12/96	64
SUBARU	IMPREZA	1996-12/96	65
SUBARU	JUSTY	1984-92	66
SUBARU	LEGACY	1994-96	66
SUBARU	LEGACY	1996-00	67
SUBARU	LEONE	1989-94	67
SUBARU	LIBERTY	1989-95	68
SUBARU	LIBERTY	1989-98	68
TCKT254	TEN-1 SEAL-3	IDLER-3 TOOL-1	BELT-1
SUBARU	IMPREZA	1993-98	64
SUBARU	IMPREZA	1993-98	64
SUBARU	IMPREZA	1996-12/96	64
SUBARU	LEGACY	1996-00	67
SUBARU	LIBERTY	1989-98	68
TCKH254	TEN-1 SEAL-3	IDLER-3 HYD. TEN.-1	BELT-1
SUBARU	IMPREZA	1993-98	64
SUBARU	IMPREZA	1993-98	64
SUBARU	IMPREZA	1993-98	64
SUBARU	IMPREZA	1996-12/96	64
SUBARU	IMPREZA	1996-12/96	65
SUBARU	JUSTY	1984-92	66
SUBARU	LEGACY	1994-96	66
SUBARU	LEGACY	1996-00	67
SUBARU	LEONE	1989-94	67
SUBARU	LIBERTY	1989-95	68
SUBARU	LIBERTY	1989-98	68
TCKHT254	TEN-1 SEAL-3	IDLER-3 HYD. TEN.-1	BELT-1 TOOL
SUBARU	IMPREZA	1993-98	64
SUBARU	IMPREZA	1993-98	64
SUBARU	IMPREZA	1996-12/96	64
SUBARU	LEGACY	1996-00	67
SUBARU	LIBERTY	1989-98	68
TCKH254R	TEN-1 SEAL-3	IDLER-3 HYD. TEN.-1	BELT-1
SUBARU	IMPREZA	1993-98	64
SUBARU	IMPREZA	1993-98	64

Make	Model	Year	Page
SUBARU	IMPREZA	1993-98	64
SUBARU	IMPREZA	1996-12/96	64
SUBARU	IMPREZA	1996-12/96	65
SUBARU	JUSTY	1984-92	66
SUBARU	LEGACY	1994-96	66
SUBARU	LEGACY	1996-00	67
SUBARU	LEONE	1989-94	67
SUBARU	LIBERTY	1989-95	68
SUBARU	LIBERTY	1989-98	68
TCKH254	TEN-1 SEAL-3	IDLER-3 WP-1	BELT-1
SUBARU	IMPREZA	1993-98	64
SUBARU	IMPREZA	1993-98	64
SUBARU	IMPREZA	1996-12/96	64
SUBARU	LEGACY	1994-96	66
SUBARU	LEGACY	1996-00	67
SUBARU	LEONE	1989-94	67
SUBARU	LIBERTY	1989-95	68
SUBARU	LIBERTY	1989-98	68
TCKHT254	TEN-1 SEAL-3 WP-1	IDLER-3 HYD. TEN.-1	BELT-1 TOOL
SUBARU	IMPREZA	1993-98	64
SUBARU	IMPREZA	1993-98	64
SUBARU	IMPREZA	1996-12/96	64
SUBARU	LEGACY	1996-00	67
SUBARU	LIBERTY	1989-98	68
TCK257	TEN-1 SEAL-3	IDLER-1	BELT-1
LEXUS	ES300	1996-05	37
TOYOTA	AVALON	2000-05	72
TOYOTA	CAMRY	1997-0n	73
TOYOTA	VIENTA	1997-99	80
TCKH257	TEN-1 SEAL-3	IDLER-1 HYD. TEN.-1	BELT-1
TOYOTA	AVALON	2000-05	72
TOYOTA	CAMRY	1997-0n	73
TOYOTA	VIENTA	1997-99	80
TCKH257A	TEN-1 SEAL-3	IDLER-1 HYD. TEN.-1	BELT-1
LEXUS	ES300	1996-05	37
TCKH257B	TEN-1 SEAL-3	IDLER-1 HYD. TEN.-1	BELT-1
LEXUS	RX330	2003-05	38
LEXUS	RX400	2006-0n	38
TOYOTA	KLUGER	2003-07	77
TCKWP257B	TEN-1 SEAL-3	IDLER-1 WP-1	BELT-1
LEXUS	RX330	2003-05	38
LEXUS	RX400	2006-0n	38
TOYOTA	KLUGER	2003-07	77
TCKHWP257B	TEN-1 SEAL-3	IDLER-1 HYD. TEN.-1	BELT-1 WP-1
LEXUS	RX330	2003-05	38
LEXUS	RX400	2006-0n	38

Make	Model	Year	Page
TOYOTA	KLUGER	2003-07	77
TCK257C	TEN-1	IDLER-1	BELT-1
	SEAL-3		
LEXUS	RX330	2003-05	38
LEXUS	RX400	2006-0n	38
TOYOTA	KLUGER	2003-07	77
TCK258	TEN-1	IDLER-2	BELT-1
	BOLT-4	SPRING-1	SEAL-3
FORD	MONDEO	1995-5/98	22
TCK259	TEN-1	IDLER-1	BELT-1
	SEAL-3		
MITSUBISHI	CHALLENGER	1998-06	42
MITSUBISHI	MAGNA	1996-00	50
MITSUBISHI	MAGNA	1996-97	50
MITSUBISHI	MAGNA	2000-05	50
MITSUBISHI	STARWAGON	1994-05	53
MITSUBISHI	TRITON	1996-06	53
TCKH259	TEN-1	IDLER-1	BELT-1
	SEAL-3	HYD. TEN.-1	
MITSUBISHI	CHALLENGER	1998-06	42
MITSUBISHI	MAGNA	1996-00	50
MITSUBISHI	MAGNA	1996-97	50
MITSUBISHI	MAGNA	2000-05	50
MITSUBISHI	STARWAGON	1994-05	53
MITSUBISHI	TRITON	1996-06	53
TCK260B*	TEN-1	BELT-1	BOLT-1
	NUT-1	MISC-1	
SEAT	CORDOBA	1998-99	62
VOLKSWAGEN	GOLF	1995-99	81
TCK262	TEN-1	BELT-1	BOLT-1
	NUT-1	MISC-1	SEAL-2
SEAT	IBIZA	1995-9/98	62
SEAT	TOLEDO	1995-99	62
VOLKSWAGEN	CORRADO	1993-95	81
VOLKSWAGEN	GOLF	1994-98	81
VOLKSWAGEN	GOLF	1994-03	81
VOLKSWAGEN	PASSAT	1990-96	82
VOLKSWAGEN	TRANSPORTER	1993-0n	83
VOLKSWAGEN	VENTO	1995-97	83
TCK262A*	TEN-1	BELT-1	
AUDI	80	1989-95	11
TCKWP264	TEN-1	IDLER-1	BELT-1
	SEAL-2	MISC-1	
FORD	COURIER	1988-92	20
FORD	ECONOVAN	1988-05	21
FORD	SPECTRON	1985-94	23
FORD	TELSTAR	1987-89	23
MAZDA	626	1988-92	39

Make	Model	Year	Page
MAZDA	E2000	1987-0n	41
MAZDA	E2000	1996-03	41
TCK268	TEN-1	IDLER-1	BELT-1
	MISC-1	SEAL-5	
VOLVO	850	1992-97	83
TCK269*	TEN-1	IDLER-1	BELT-1
	MISC-1		
VOLVO	850	1992-97	83
VOLVO	S70, V70	1997-0n	84
TCK270	TEN-1	IDLER-1	BELT-1
	SEAL-4		
VOLVO	S80	1998-12/99	85
VOLVO	S80	1998-12/99	85
TCK271	TEN-1	IDLER-1	BELT-1
	SEAL-3		
TOYOTA	HILUX	2001-05	77
TOYOTA	LANDCRUISER	1996-03	78
TOYOTA	PRADO	1996-03	78
TCKH271	TEN-1	IDLER-1	BELT-1
	SEAL-3	HYD. TEN.-1	
TOYOTA	HILUX	2001-05	77
TOYOTA	LANDCRUISER	1996-03	78
TOYOTA	PRADO	1996-03	78
TCK272	TEN-1	BELT-1	SEAL-2
SUZUKI	ALTO	1994-0n	70
TCKH277	TEN-1	IDLER-4	BELT-1
	SEAL-5	HYD. TEN.-1	
SUBARU	FORESTER	2000-02	63
SUBARU	FORESTER	2002-0n	64
SUBARU	IMPREZA	2000-0n	65
SUBARU	IMPREZA	2004-0n	66
SUBARU	LEGACY	1998-00	66
SUBARU	LIBERTY	2000-03	68
SUBARU	LIBERTY	2003-09	69
SUBARU	LIBERTY	2003-09	69
SUBARU	OUTBACK	1997-10/98	70
TCKHT277	TEN-1	IDLER-4	BELT-1
	SEAL-5	HYD. TEN.-1	TOOL-1
SUBARU	FORESTER	2000-02	63
SUBARU	FORESTER	2002-0n	64
SUBARU	IMPREZA	2000-0n	65
SUBARU	IMPREZA	2004-0n	66
SUBARU	LEGACY	1998-00	66
SUBARU	LIBERTY	2000-03	68
SUBARU	LIBERTY	2003-09	69
SUBARU	LIBERTY	2003-09	69
SUBARU	OUTBACK	1997-10/98	70
TCKH277B	TEN-1	IDLER-3	BELT-1
	SEAL-5	HYD. TEN.-1	
SUBARU	FORESTER	1998-00	63
SUBARU	IMPREZA	03/98-00	65
SUBARU	LEGACY	1998-00	66
SUBARU	LEGACY	1996-00	67
SUBARU	LIBERTY	1998-00	68

Shaded Grey Lines = NZ/Imported Vehicles

TCK = Timing Component Kits

* = Timing Component Kit do not include engine seals

Make	Model	Year	Page
TCKHT277B	TEN-1	IDLER-3	BELT-1
	SEAL-5	HYD. TEN.-1	TOOL-1
SUBARU	FORESTER	1998-00	63
SUBARU	IMPREZA	03/98-00	65
SUBARU	LEGACY	1998-00	66
SUBARU	LEGACY	1996-00	67
SUBARU	LIBERTY	1998-00	68
TCK277C	TEN-1	IDLER-3	BELT-1
	SEAL-3		
SUBARU	IMPREZA	1994-02/98	65
SUBARU	LEGACY	1989-95	66
SUBARU	LEGACY	1995-3/98	66
SUBARU	LEGACY	1994-96	67
SUBARU	LIBERTY	1991-94	67
SUBARU	LIBERTY	1997-98	68
SUBARU	OUTBACK	1996-97	70
TCKT277C	TEN-1	IDLER-3	BELT-1
	SEAL-3		
SUBARU	IMPREZA	1994-02/98	65
SUBARU	LEGACY	1995-3/98	66
SUBARU	LEGACY	1994-96	67
SUBARU	LIBERTY	1997-98	68
SUBARU	OUTBACK	1996-97	70
TCKH277C	TEN-1	IDLER-3	BELT-1
	SEAL-3	HYD. TEN.-1	
SUBARU	IMPREZA	1994-02/98	65
SUBARU	LEGACY	1989-95	66
SUBARU	LEGACY	1995-3/98	66
SUBARU	LEGACY	1994-96	67
SUBARU	LIBERTY	1991-94	67
SUBARU	LIBERTY	1997-98	68
SUBARU	OUTBACK	1996-97	70
TCKHT277C	TEN-1	IDLER-3	BELT-1
	SEAL-3	HYD. TEN.-1	TOOL-1
SUBARU	IMPREZA	1994-02/98	65
SUBARU	LEGACY	1995-3/98	66
SUBARU	LEGACY	1994-96	67
SUBARU	LIBERTY	1997-98	68
SUBARU	OUTBACK	1996-97	70
TCKHR277	TEN-1	IDLER-4	BELT-1
	SEAL-5	HYD. TEN.-1	
SUBARU	FORESTER	2000-02	63
SUBARU	FORESTER	2002-0n	64
SUBARU	IMPREZA	2000-0n	65
SUBARU	IMPREZA	2000-0n	65
SUBARU	IMPREZA	2004-0n	66
SUBARU	LEGACY	1998-00	66
SUBARU	LIBERTY	2000-03	68
SUBARU	LIBERTY	2003-09	69
SUBARU	LIBERTY	2003-09	69
SUBARU	OUTBACK	1997-10/98	70

Make	Model	Year	Page
TCKHR277	TEN-1	IDLER-4	BELT-1
	SEAL-5	HYD. TEN.-1	TOOL-1
SUBARU	FORESTER	2000-02	63
SUBARU	FORESTER	2002-0n	64
SUBARU	IMPREZA	2004-0n	66
SUBARU	LIBERTY	2000-03	68
SUBARU	LIBERTY	2003-09	69
SUBARU	LIBERTY	2003-09	69
SUBARU	OUTBACK	1997-10/98	70
TCK278	TEN-1	IDLER-1	BELT-1
	SEAL-2		
HYUNDAI	COUPE	1996-02	33
HYUNDAI	ELANTRA	2000-03	33
HYUNDAI	ELANTRA LAVITA	2001-03	33
HYUNDAI	LANTRA	1995-00	34
HYUNDAI	LANTRA	1995-6/00	34
HYUNDAI	SX COUPE	1996-0n	34
TCK281	TEN-1	IDLER-1	BELT-1
	SEAL-2		
FORD	TELSTAR	1989-95	23
KIA	CREDOS	1998-01	36
KIA	SPORTAGE	1997-03	37
MAZDA	626	1988-95	39
MAZDA	CAPELLA	1989-0n	40
MAZDA	CAPELLA	1987-89	40
TCK282	TEN-1	IDLER-1	BELT-1
	SEAL-2		
HYUNDAI	ACCENT	1999-03	33
HYUNDAI	ACCENT	1999-03	33
HYUNDAI	ACCENT	2003-0n	33
HYUNDAI	EXCEL	1998-00	33
HYUNDAI	GETZ	2005-07	33
HYUNDAI	GETZ	2002-0n	33
HYUNDAI	GETZ	2005-0n	33
KIA	RIO	2005-0n	36
KIA	RIO	2007-10	36
TCKWP282	TEN-1	IDLER-1	BELT-1
	SEAL-2	WP-1	
HYUNDAI	ACCENT	1999-03	33
HYUNDAI	ACCENT	1999-03	33
HYUNDAI	ACCENT	2003-0n	33
HYUNDAI	GETZ	2005-07	33
HYUNDAI	GETZ	2002-0n	33
HYUNDAI	GETZ	2005-0n	33
KIA	RIO	2005-0n	36
TCK284	TEN-1	IDLER-1	BELT-1
	SEAL-2		
HYUNDAI	COUPE	1996-02	33
HYUNDAI	ELANTRA	2000-8/06	33
HYUNDAI	TIBURON	2002-07	35
HYUNDAI	TUCSON	2004-5/06	35
KIA	CERATO	2004-09	36

Make	Model	Year	Page
TCK284A	TEN-1	IDLER-1	BELT-1
	SEAL-2		
HYUNDAI	ELANTRA	9/06-0n	33
HYUNDAI	I30	2007-0n	33
HYUNDAI	TUCSON	05/06-0n	35
KIA	CERATO	2004-09	36
KIA	SPORTAGE	2007-0n	37
TCK285A	TEN-1	IDLER-1	BELT-1
	BOLT-3	MISC-1	SEAL-5
HOLDEN	CALIBRA	1995-97	25
HOLDEN	VECTRA	1997-05	27
HOLDEN	VECTRA	2000-05	27
SAAB	900	1994-98	62
SAAB	9000	1995-97	62
TCK285B	TEN-1	IDLER-1	BELT-1
	BOLT-3	MISC-1	SEAL-5
HOLDEN	VECTRA	1997-05	27
HOLDEN	VECTRA	2000-05	27
SAAB	9 5	1997-01	62
TCK285C	TEN-1	IDLER-1	BELT-1
	BOLT-3	MISC-1	SEAL-5
HOLDEN	VECTRA	2003-05	27
SAAB	9 5	1997-01	62
TCK286	TEN-1	IDLER-1	BELT-1
	SEAL-3		
HONDA	ACCORD	1997-8/03	28
HONDA	ODYSSEY	2000-04	32
TCK287	TEN-1	IDLER-1	BELT-1
	SEAL-3		
mitsubishi	380	2005-08	42
mitsubishi	MAGNA	1999-00	50
mitsubishi	MAGNA	2000-05	50
mitsubishi	PAJERO	1996-4/00	51
mitsubishi	VERADA	1997-99	54
mitsubishi	VERADA	1999-05	54
TCKH287	TEN-1	IDLER-1	BELT-1
	SEAL-3	HYD. TEN.-1	
mitsubishi	380	2005-08	42
mitsubishi	MAGNA	1999-00	50
mitsubishi	MAGNA	2000-05	50
mitsubishi	PAJERO	1996-4/00	51
mitsubishi	VERADA	1997-99	54
mitsubishi	VERADA	1999-05	54
TCK288	TEN-1	BELT-1	SEAL-2
mitsubishi	FTO	1993-00	45
mitsubishi	LANCER	1992-96	49
mitsubishi	LANCER	1998-0n	49
mitsubishi	PAJERO	1999-02	51
mitsubishi	RVR	1991-02	52
TCK289	TEN-1	BELT-1	SEAL-2
mitsubishi	LANCER	1996-8/02	49
mitsubishi	MIRAGE	1996-8/02	51
mitsubishi	MIRAGE	1995-00	51

Make	Model	Year	Page
TCK289A	TEN-1	BELT-1	SEAL-2
DAEWOO	MATIZ	1999-04	17
TCK289B	TEN-1	BELT-1	SEAL-2
MITSUBISHI	LANCER	9/02-0n	49
MITSUBISHI	MIRAGE	9/02-0n	51
TCK292*	TEN-1	BELT-1	
AUDI	80	1990-95	11
VOLKSWAGEN	CORRADO	1988-92	81
VOLKSWAGEN	CORRADO	1991-95	81
VOLKSWAGEN	GOLF	1/95-98	81
VOLKSWAGEN	GOLF	1988-91	81
VOLKSWAGEN	JETTA	1986-97	82
VOLKSWAGEN	PASSAT	1988-93	82
VOLKSWAGEN	PASSAT	1991-93	82
TCK294	TEN-1	IDLER-2	BELT-1
	SEAL-3		
FORD	MONDEO	6/98-1/99	22
TCK294B	TEN-1	IDLER-1	BELT-1
	SEAL-3		
FORD	FOCUS	2002-05	21
FORD	FOCUS	2002-05	21
FORD	MONDEO	2/99-11/00	22
TCK296	TEN-1	BELT-1	NUT-1
	MISC-1	SEAL-2	
AUDI	A3	1997-99	12
AUDI	A3	2004-0n	12
VOLKSWAGEN	BEETLE	2002-05	80
VOLKSWAGEN	BEETLE	2000-05	80
VOLKSWAGEN	BEETLE	2000-0n	80
VOLKSWAGEN	BORA	1998-0n	80
VOLKSWAGEN	BORA	1998-05	80
VOLKSWAGEN	CADDY	2005-0n	80
VOLKSWAGEN	GOLF	1998-04	81
VOLKSWAGEN	GOLF	1999-05	81
VOLKSWAGEN	GOLF	2004-0n	81
VOLKSWAGEN	PASSAT	1997-98	82
VOLKSWAGEN	TRANSPORTER	2004-0n	83
TCK297	TEN-1	IDLER-1	BELT-1
	NUT-1	SEAL-4	
AUDI	A4	1995-01	12
AUDI	A4	1995-01	12
AUDI	A4	1997-0n	12
AUDI	A4 [B6]	2002-05	13
VOLKSWAGEN	PASSAT	2001-06	82
TCKH297	TEN-1	IDLER-1	BELT-1
	NUT-1	SEAL-4	HYD. TEN.-1
AUDI	A4	1995-01	12
AUDI	A4	1995-01	12
AUDI	A4	1997-0n	12
AUDI	A4 [B6]	2002-05	13
VOLKSWAGEN	PASSAT	2001-06	82

Shaded Grey Lines = NZ/Imported Vehicles

TCK = Timing Component Kits

* = Timing Component Kit do not include engine seals

Make	Model	Year	Page
TCK297A	TEN-1	IDLER-1	BELT-1
	NUT-1	SEAL-5	
AUDI	A6 [C5]	1997-0n	13
AUDI	S4	1999-0n	14
TCKH297A	TEN-1	IDLER-1	BELT-1
	NUT-1	SEAL-5	HYD. TEN.-1
AUDI	A6 [C5]	1997-0n	13
AUDI	S4	1999-0n	14
TCK297B	TEN-1	IDLER-1	BELT-1
	NUT-1	SEAL-5	
AUDI	A6 [C5]	1997-00	13
AUDI	A6 [C6]	2002-04	13
AUDI	A6 [C6]	2002-04	13
AUDI	ALLROAD	2001-05	14
VOLKSWAGEN	PASSAT	1996-05	82
TCKH297B	TEN-1	IDLER-1	BELT-1
	NUT-1	SEAL-5	HYD. TEN.-1
AUDI	A6 [C5]	1997-00	13
AUDI	A6 [C6]	2002-04	13
AUDI	A6 [C6]	2002-04	13
AUDI	ALLROAD	2001-05	14
VOLKSWAGEN	PASSAT	1996-05	82
TCK298	TEN-1	IDLER-1	BELT-1
	SEAL-4		
LEXUS	GS430	2005-0n	37
LEXUS	LS430	2000-07	38
LEXUS	SC430	2001-0n	38
TOYOTA	LANDCRUISER	1998-0n	78
TCKH298	TEN-1	IDLER-1	BELT-1
	SEAL-4	HYD. TEN.-1	
LEXUS	LX470	1998-07	38
TOYOTA	LANDCRUISER	1998-0n	78
TCK299	TEN-2	IDLER-1	BELT-2
	SEAL-3		
SUBARU	ALCYONE	1985-89	63
SUBARU	BRUMBY	1980-94	63
SUBARU	LEONE	1981-94	67
SUBARU	VORTEX	1985-89	70
TCK302	TEN-1	IDLER-1	BELT-1
	SEAL-3		
KIA	CARENS	2000-02	36
KIA	MENTOR	1998-00	36
KIA	SHUMA	2000-0n	36
KIA	SPECTRA	2001-0n	37
TCK303	TEN-1	IDLER-1	BELT-1
	SEAL-3		
HOLDEN	FRONTERA	1999-03	26
HOLDEN	JACKAROO	1998-03	26
HOLDEN	RODEO	1997-03	27
HOLDEN	RODEO	2003-0n	27
TCKH303	TEN-1	IDLER-1	BELT-1
	SEAL-3	HYD. TEN.-1	
HOLDEN	FRONTERA	1999-03	26
HOLDEN	JACKAROO	1998-03	26

Make	Model	Year	Page
HOLDEN	RODEO	1997-03	27
HOLDEN	RODEO	2003-0n	27
TCKH304	TEN-1	IDLER-4	BELT-1
	SEAL-3	HYD. TEN.-1	
SUBARU	FORESTER	8/98-02	63
SUBARU	FORESTER	2002-08	63
SUBARU	IMPREZA	8/98-0n	65
SUBARU	IMPREZA	2001-09/05	65
SUBARU	LEGACY	2003-09	66
SUBARU	LEGACY	2000-0n	67
SUBARU	LIBERTY	1998-03	68
SUBARU	LIBERTY	1998-03	68
SUBARU	LIBERTY	2003-09	69
SUBARU	LIBERTY	2003-09	69
SUBARU	LIBERTY	2009-0n	70
SUBARU	OUTBACK	1998-07	70
TCKHT304	TEN-1	IDLER-4	BELT-1
	SEAL-3	HYD. TEN.-1	TOOL-1
SUBARU	FORESTER	2002-08	63
SUBARU	IMPREZA	8/98-0n	65
SUBARU	IMPREZA	2001-09/05	65
SUBARU	LEGACY	2003-09	66
SUBARU	LEGACY	2000-0n	67
SUBARU	LIBERTY	1998-03	68
SUBARU	LIBERTY	1998-03	68
SUBARU	LIBERTY	2003-09	69
SUBARU	LIBERTY	2003-09	69
SUBARU	LIBERTY	2009-0n	70
SUBARU	OUTBACK	1998-07	70
TCKH304R	TEN-1	IDLER-4	BELT-1
	SEAL-3	HYD. TEN.-1	
SUBARU	FORESTER	8/98-02	63
SUBARU	IMPREZA	8/98-0n	65
SUBARU	IMPREZA	2001-09/05	65
SUBARU	LEGACY	2003-09	66
SUBARU	LEGACY	2000-0n	67
SUBARU	LIBERTY	1998-03	68
SUBARU	LIBERTY	2003-09	69
SUBARU	LIBERTY	2003-09	69
SUBARU	LIBERTY	2009-0n	70
SUBARU	OUTBACK	1998-07	70
TCKHRT304	TEN-1	IDLER-4	BELT-1
	SEAL-3	HYD. TEN.-1	
SUBARU	FORESTER	2002-08	63
SUBARU	IMPREZA	8/98-0n	65
SUBARU	IMPREZA	2001-09/05	65
SUBARU	LIBERTY	1998-03	68
SUBARU	LIBERTY	1998-03	68
SUBARU	LIBERTY	2003-09	69
SUBARU	LIBERTY	2003-09	69
SUBARU	LIBERTY	2009-0n	70
SUBARU	OUTBACK	1998-07	70

Make	Model	Year	Page
TCK305A	TEN-1	IDLER-2	BELT-1
	SEAL-3		
DAEWOO	LEGANZA	1997-02	17
TCK305C	TEN-1	IDLER-2	BELT-1
	SEAL-3		
HOLDEN	CAPTIVA	2006-0n	25
HOLDEN	FRONTERA	1999-03	26
HOLDEN	RODEO	1998-03	27
HOLDEN	VECTRA	1998-02	27
TCK306C	TEN-1	BELT-1	NUT-1
	BOLT-1	MISC-1	SEAL-3
AUDI	A4 [B6]	2001-0n	13
AUDI	A4 [B6]	2001-12/04	13
AUDI	A4 [B7]	3/05-0n	13
AUDI	A4 [B7]	3/05-0n	13
VOLKSWAGEN	PASSAT	2001-02	82
TCKH306	TEN-1	IDLER-1	BELT-1
	SEAL-3	HYD. TEN.-1	
AUDI	A3	1997-04	12
AUDI	A3	1997-03	12
AUDI	S3	1998-01	14
AUDI	TT	1999-0n	14
AUDI	TT	2000-06	14
VOLKSWAGEN	BEETLE	1998-0n	80
VOLKSWAGEN	BORA	1998-0n	80
VOLKSWAGEN	GOLF	1998-04	81
TCKH306B	TEN-1	IDLER-1	BELT-1
	SEAL-3	HYD. TEN.-1	
AUDI	A3	1997-04	12
AUDI	S3	1998-01	14
AUDI	TT	1999-0n	14
AUDI	TT	2000-06	14
VOLKSWAGEN	BEETLE	2001-06	80
VOLKSWAGEN	GOLF	1998-04	81
TCKHWP306-1	TEN-1	IDLER-1	BELT-1
	SEAL-3	HYD. TEN.-1	WP-1
AUDI	A4 [B6]	2001-0n	13
AUDI	A4 [B7]	3/05-0n	13
TCKHWP306-1	TEN-1	IDLER-1	BELT-1
	SEAL-3	HYD. TEN.-1	WP-1
AUDI	A4 [B6]	2001-12/04	13
AUDI	A4 [B7]	3/05-0n	13
TCK308	TEN-1	IDLER-1	BELT-1
	SEAL-3		
FORD	LASER	1999-02	22
FORD	LASER	1999-02	22
MAZDA	323	1998-03	38
MAZDA	323	1998-03	39
MAZDA	FAMILIA	1998-03	42
TCK309	TEN-1	IDLER-2	BELT-1
	MISC-1	SEAL-3	
DAEWOO	LACETTI	2003-04	17
DAEWOO	LEGANZA	1997-99	17

Make	Model	Year	Page
DAEWOO	NUBIRA	1998-03	17
DAEWOO	TACUMA	2000-04	17
HOLDEN	ASTRA	1996-98	24
HOLDEN	ASTRA	1996-98	24
HOLDEN	VECTRA	1997-05	27
TCKWP309	TEN-1	IDLER-2	BELT-1
	WP-1	MISC-1	SEAL-3
DAEWOO	LACETTI	2003-04	17
DAEWOO	LEGANZA	1997-99	17
DAEWOO	NUBIRA	1998-03	17
DAEWOO	TACUMA	2000-04	17
HOLDEN	ASTRA	1996-98	24
HOLDEN	ASTRA	1996-98	24
HOLDEN	CALIBRA	1994-98	25
HOLDEN	VECTRA	1997-05	27
OPEL	CALIBRA	1994-97	57
TCK310	TEN-1	IDLER-1	BELT-1
	MISC-1	SEAL-2	
DAEWOO	CIELO	1995-98	17
DAEWOO	LANOS	1997-03	17
DAEWOO	NUBIRA	1997-99	17
TCKWP310	TEN-1	IDLER-1	BELT-1
	WP-1	MISC-1	SEAL-2
DAEWOO	CIELO	1995-98	17
DAEWOO	LANOS	1997-03	17
DAEWOO	NUBIRA	1997-99	17
TCK311A	TEN-1	IDLER-1	BELT-1
	SEAL-5		
VOLVO	S40, V40	1997-04	84
VOLVO	S70, V70	1997-0n	84
TCK311B	TEN-1	IDLER-1	BELT-1
	SEAL-4		
VOLVO	CROSS COUNTRY	2000-0n	84
VOLVO	CROSS COUNTRY	2000-0n	84
VOLVO	CROSS COUNTRY	2000-0n	84
VOLVO	S40	2004-0n	84
VOLVO	S40, V40	1997-04	84
VOLVO	S60	2000-04	84
VOLVO	S60	2000-0n	84
VOLVO	S60	2000-0n	84
VOLVO	V70	2000-0n	85
VOLVO	V70	2000-0n	85
VOLVO	V70	2000-0n	85
VOLVO	XC90	2003-0n	85
TCK311C	TEN-1	IDLER-1	BELT-1
	SEAL-3		
VOLVO	S80	2004-0n	85
TCK311D	TEN-1	IDLER-1	BELT-1
	SEAL-3		
FORD	FOCUS	2008-0n	21
VOLVO	S40	2004-0n	84
VOLVO	S40	2004-0n	84
VOLVO	V50	2004-0n	85
VOLVO	V50	2004-0n	85

Shaded Grey Lines = NZ/Imported Vehicles

TCK = Timing Component Kits

* = Timing Component Kit do not include engine seals

Make	Model	Year	Page
TCKWP311	TEN-1 SEAL-3	IDLER-1 WP-1	BELT-1
FORD	MONDEO	2007-0n	22
VOLVO	C30	2007-0n	84
VOLVO	C30	2007-0n	84
VOLVO	C70	12/06-0n	84
VOLVO	C70	12/06-0n	84
VOLVO	V50	2004-0n	85
VOLVO	V50	2004-0n	85
TCK312	TEN-1 SPRING-1	BELT-1 MISC-1	SEAL-2
HONDA	CIVIC	2000-05	29
HONDA	CIVIC	2000-06	29
TCK313	TEN-2 SEAL-3	IDLER-1	BELT-2
HYUNDAI	SANTA FE	2000-0n	34
HYUNDAI	SONATA	2001-0n	34
TCK315	TEN-1 SEAL-4	IDLER-1	BELT-1
HYUNDAI	SANTA FE	2000-4/06	34
HYUNDAI	SONATA	5/98-01	34
HYUNDAI	SONATA	2001-05	34
HYUNDAI	SONATA	2001-0n	34
HYUNDAI	TIBURON	2001-0n	35
HYUNDAI	TRAJET	2000-07	35
HYUNDAI	TUCSON	2004-0n	35
KIA	OPTIMA	2001-03	36
KIA	OPTIMA	2004-06	36
KIA	SPORTAGE	2005-0n	37
TCK316	TEN-1 SEAL-3	IDLER-1 SPRING-1	BELT-1
FORD	LASER	2/99-02	22
FORD	LASER	2/99-02	22
FORD	TELSTAR	1991-94	23
MAZDA	323	1998-03	38
MAZDA	323	1998-03	39
MAZDA	CAPELLA	1994-02	40
MAZDA	PREMACY	2001-03	42
TCK317	TEN-1 SEAL-3	IDLER-1 MISC-1	BELT-1
AUDI	A4	1995-01	12
VOLKSWAGEN	PASSAT	1998-00	82
VOLKSWAGEN	PASSAT	1998-02	82
TCK317	TEN-1 SEAL-3	IDLER-1 MISC-1	BELT-1 HYD. TEN.-1
AUDI	A4	1995-01	12
VOLKSWAGEN	PASSAT	1998-01	82
TCK318	TEN-1 SEAL-3	IDLER-1	BELT-1
KIA	RIO	2000-05	36
TCK319	TEN-1 SEAL-4	IDLER-1	BELT-1
VOLVO	S80	2000-0n	85
VOLVO	S80	2000-0n	85
VOLVO	XC90	2003-0n	85

Make	Model	Year	Page
TCK327	TEN-2 SEAL-7	IDLER-1	BELT-3
LAND ROVER	FREELANDER	2000-04	37
MG	ZT / ZT-T	2002-05	54
ROVER	75	2001-0n	62
TCK330	TEN-1 SEAL-5	IDLER-1	BELT-1
AUDI	A4 (B6)	2001-05	13
TCK334	TEN-1 SEAL-2	IDLER-2 MISC-2	BELT-1
AUDI	A3	2004-0n	12
AUDI	A4 (B7)	2005-0n	13
AUDI	A6 (4F)	2006-0n	13
AUDI	TT	2006-0n	14
VOLKSWAGEN	EOS	2007-0n	81
VOLKSWAGEN	GOLF	2004-06	81
VOLKSWAGEN	JETTA	2006-0n	81
VOLKSWAGEN	PASSAT	2006-0n	82
VOLKSWAGEN	TIGUAN	2009-0n	83
TCK335	TEN-1 SEAL-2	IDLER-1	BELT-1
HOLDEN	BARINA	2005-0n	25
TCKWP335	TEN-1 SEAL-2	IDLER-1 WP-1	BELT-1
HOLDEN	BARINA	2005-0n	25
TCK336*	TEN-1	IDLER-2	BELT-1
JEEP	CHEROKEE	2001-04	36
JEEP	CHEROKEE	2001-0n	36
TCK338	TEN-1 SEAL-2	IDLER-2 MISC-1	BELT-1
HOLDEN	ASTRA	2007-0n	24
HOLDEN	CRUZE	2009-0n	25
TCK609	TEN-1 SEAL-2	IDLER-1	BELT-1
MITSUBISHI	GALANT	1993-0n	46
MITSUBISHI	GALANT	1996-00	46
MITSUBISHI	LEGNUM	1995-00	50
MITSUBISHI	LEGNUM	1997-00	50
MITSUBISHI	RVR	1997-02	52
VOLVO	S40, V40	1999-04	84
TCK613	TEN-1 SPRING-1	BELT-1 MISC-1	SEAL-5
MG	MG-F	1997-8/98	54
MG	TF	2002-05	54
TCK702*	TEN-1	BELT-1	
CITROEN	AX	1993-0n	15
CITROEN	XSARA	1998-0n	16
CITROEN	XSARA	1999-04	16
PEUGEOT	106	1991-96	58
PEUGEOT	206	1999-01	58
TCK706	TEN-1 MISC-1	BELT-1	SEAL-2
FORD	TRANSIT	1994-9/97	23

Make	Model	Year	Page
TCK711	TEN-2	BELT-2	SEAL-6
mitsubishi	EXPRESS	1989-91	44
mitsubishi	EXPRESS	1991-5/93	45
mitsubishi	TRITON	1986-89	53
mitsubishi	TRITON	1989-90	53
mitsubishi	TRITON	1990-5/93	53
TCK737	TEN-2	BELT-1	SEAL-3
CITROEN	XANTIA	1994-01	16
PEUGEOT	306	1994-96	58
PEUGEOT	405	1993-96	59
TCK739A	TEN-1	BELT-1	SEAL-3
	MISC-1		
VOLKSWAGEN	CARAVELLE	1995-08	80
VOLKSWAGEN	TRANSPORTER	1994-0n	83
VOLKSWAGEN	TRANSPORTER	1/95-0n	83
TCK739B*	IDLER-1	BELT-1	
VOLKSWAGEN	TRANSPORTER	1994-0n	83
TCK739C	TEN-3	BELT-2	SEAL-3
	MISC-7		
VOLKSWAGEN	CARAVELLE	2002-08	80
VOLKSWAGEN	TRANSPORTER	1994-0n	83
TCK739D*	TEN-1	BELT-2	MISC-1
VOLKSWAGEN	TRANSPORTER	1994-0n	83
TCK741A	TEN-1	BELT-1	SEAL-2
FORD	COURIER	1996-99	20
MAZDA	B2500	1996-98	40
MAZDA	BRAVO	1996-99	40
MAZDA	E2500	1999-06	41
TCK741B	TEN-1	BELT-1	SEAL-3
FORD	COURIER	1999-06	20
MAZDA	B2500	1999-06	40
MAZDA	BOUNTY	1999-07	40
MAZDA	BRAVO	1999-06	40
TCK761*	IDLER-2	BELT-1	
FIAT	DUCATO	1988-93	19
TCK762*	IDLER-2	BELT-1	
FIAT	DUCATO	1990-93	19
TCK765C	TEN-1	BELT-1	SEAL-3
	MISC-2		
VOLKSWAGEN	CARAVELLE	1993-96	80
VOLKSWAGEN	TRANSPORTER	1994-0n	83
TCK777	TEN-1	IDLER-1	BELT-1
	SEAL-3		
TOYOTA	ALTEZZA	1998-04	72
TOYOTA	CALDINA	1997-02	72
TOYOTA	CELICA	1994-0n	73
TOYOTA	CORONA	1993-95	76
TCK790B*	TEN-1	BELT-1	
SEAT	IBIZA	10/98-99	62
SEAT	TOLEDO	1995-99	62
VOLKSWAGEN	PASSAT	3/94-96	82

Make	Model	Year	Page
TCK791A	TEN-1	IDLER-1	BELT-1
	SEAL-3		
ALFA ROMEO	145	1994-97	10
ALFA ROMEO	146	1995-96	10
ALFA ROMEO	146	1997-01	10
ALFA ROMEO	147	2001-0n	10
ALFA ROMEO	156	1999-3/02	10
ALFA ROMEO	SPIDER	1998-0n	11
TCK791B*	TEN-1	IDLER-1	BELT-1
ALFA ROMEO	156	3/02-3/03	10
ALFA ROMEO	GT / GTV	2004-0n	10
TCK797B	TEN-1	BELT-1	SEAL-3
TOYOTA	LANDCRUISER	1995-0n	78
TCKH797B	TEN-1	BELT-1	SEAL-3
	HYD. TEN.-1		
TOYOTA	LANDCRUISER	1995-0n	78
TCK803*	TEN-1	BELT-1	
DAIHATSU	CHARADE	1977-10/83	17
DAIHATSU	HI JET	1979-84	18
TCK805*	TEN-1	BELT-1	
FORD	ESCORT	1976-81	21
FORD	SIERRA	1984-92	22
TCK806*	TEN-1	BELT-1	
FORD	SIERRA	1984-92	22
TCK807	TEN-1	BELT-1	SEAL-2
FORD	COURIER	1978-4/84	20
FORD	ECONOVAN	1984-4/84	20
FORD	SPECTRON	1984-4/84	23
TCK809	TEN-1	IDLER-1	BELT-1
	SEAL-2		
FORD	ECONOVAN	12/88-2/88	20
FORD	SPECTRON	12/87-2/88	23
TCK811*	TEN-1	BELT-1	
LADA	CEVARO	1990-93	37
TCK818	TEN-1	IDLER-1	BELT-1
	SEAL-2		
TOYOTA	COROLLA	1985-4/86	75
TCK822	TEN-1	BELT-1	SEAL-2
FORD	COURIER	6/87-96	20
FORD	ECONOVAN	1985-0n	21
FORD	SPECTRON	5/87-90	23
KIA	PREGIO	2002-06	36
MAZDA	B2200	6/87-0n	40
MAZDA	E2200	6/87-99	41
TCK823*	TEN-1	IDLER-1	BELT-1
TOYOTA	COROLLA	4/86-0n	75
TOYOTA	STARLET	1986-93	79
TCK824	TEN-1	IDLER-1	BELT-1
	SEAL-3		
TOYOTA	STARLET	4/86-95	79
TCK829	TEN-1	IDLER-1	BELT-1
	SEAL-2		
MAZDA	626	1983-92	39
MAZDA	CAPELLA	1987-89	40

Shaded Grey Lines = NZ/Imported Vehicles

TCK = Timing Component Kits

* = Timing Component Kit do not include engine seals

Make	Model	Year	Page
FORD	ECONOVAN	2/88-97	20
FORD	ECONOVAN	2003-05	20
FORD	SPECTRON	2/88-0n	23
MAZDA	E1800	2/88-96	41
MAZDA	E1800	2003-0n	41
MAZDA	E2000	2003-06	41
TCK834	TEN-1	IDLER-1	BELT-1
	SEAL-3		
RENAULT	19	1991-96	61
RENAULT	R19	1989-96	61
RENAULT	R20	1995-96	61
RENAULT	R5, R11	1988-94	61
VOLVO	440, 460	1988-96	83
TCK835A	TEN-1	IDLER-1	BELT-1
	SEAL-2		
TOYOTA	4 RUNNER	1989-96	72
TOYOTA	CROWN	1989-0n	76
TOYOTA	DYNA	8/88-95	76
TOYOTA	DYNA	1988-0n	76
TOYOTA	HI ACE	1989-05	77
TOYOTA	HI ACE	2000-01	77
TOYOTA	HILUX	1989-95	77
TOYOTA	HILUX	1991-01	77
TOYOTA	HILUX	1997-05	77
TOYOTA	TOYDACE	1985-89	80
TCK835B	TEN-1	IDLER-1	BELT-1
	SEAL-2		
TOYOTA	LANDCRUISER	1/90-97	77
TCK842	TEN-1	IDLER-1	BELT-1
	SEAL-1		
DAIHATSU	ROCKY	1985-99	18
TCK844	TEN-1	IDLER-1	BELT-1
	SEAL-2		
HOLDEN	JACKAROO	1988-92	26
HOLDEN	JACKAROO	1992-1/98	26
HOLDEN	RODEO	1988-92	26
HOLDEN	RODEO	1990-1/93	27
HOLDEN	RODEO	1993-97	27
HOLDEN	RODEO	1995-97	27
HOLDEN	RODEO	1997-03	27
ISUZU	AMIGO	1989-93	35
ISUZU	BIGHORN	1987-92	35
ISUZU	ELF	1984-91	35
ISUZU	ELF	1984-94	35
ISUZU	FASTER	1989-95	35
ISUZU	MU	1989-93	35
ISUZU	RODEO	1989-95	36
ISUZU	TROOPER	1987-92	36
TCK845	TEN-1	BELT-1	SEAL-2
DAIHATSU	CHARADE	1987-93	17
TCK847	IDLER-2	BELT-1	SEAL-2
HOLDEN	SHUTTLE	1982-90	27
ISUZU	FARGO	1981-86	35

Make	Model	Year	Page
ISUZU	FARGO	1982-88	35
ISUZU	FARGO	1988-92	35
TCK850*	TEN-1	BELT-1	
HONDA	ACCORD	1985-89	28
HONDA	PRELUDE	1986-87	32
TCK852	TEN-1	BELT-1	SEAL-2
DAIHATSU	MIRA	1990-92	18
TCK859	TEN-1	BELT-1	SEAL-3
TOYOTA	LANDCRUISER	1990-92	78
TOYOTA	LANDCRUISER	1990-95	78
TOYOTA	LANDCRUISER	1990-98	78
TCK860	TEN-1	IDLER-1	BELT-1
	SEAL-2		
HOLDEN	CALIBRA	1991-96	25
HOLDEN	CALIBRA	1991-96	25
OPEL	CALIBRA	1991-92	57
OPEL	KADETT	1988-89	57
TCK861*	TEN-2	IDLER-1	BELT-1
DAIHATSU	CHARADE	1984-87	17
TCK865*	TEN-1	IDLER-1	BELT-1
TOYOTA	CRESTA	1982-91	76
TOYOTA	SOARER	1983-91	78
TOYOTA	SUPRA	1986-93	79
TOYOTA	SUPRA	1985-91	79
TCK879*	TEN-2	BELT-1	
ALFA ROMEO	33 QV	1987-92	10
ALFA ROMEO	SPRINT	1988-89	11
TCK882*	TEN-1	BELT-1	
FIAT	REGATA	1985-89	19
FIAT	RITMO	1981-85	20
LANCIA	DELTA	1986-92	37
LANCIA	PRISMA	1986-90	37
TCK885	TEN-1	IDLER-1	BELT-1
	SEAL-4		
LEXUS	IS200	1999-05	37
TOYOTA	ALTEZZA	1998-04	72
TOYOTA	CHASER	1992-96	74
TOYOTA	CORONA	1988-96	75
TOYOTA	CRESTA	1988-96	76
TOYOTA	CROWN	1988-91	76
TCK888*	TEN-1	IDLER-1	BELT-1
NISSAN {DATSUN}	VANETTE	1980-82	57
TCK889	TEN-1	BELT-1	SEAL-2
MITSUBISHI	LANCER	1992-96	49
MITSUBISHI	MIRAGE	1991-0n	51
MITSUBISHI	MIRAGE	1991-0n	51
PROTON	PERSONA	1995-05	60
PROTON	SATRIA	1997-05	60
PROTON	WIRA	1995-05	61
TCK891	TEN-1	BELT-1	SEAL-3
SUZUKI	SWIFT	1986-88	71

Shaded Grey Lines = NZ/Imported Vehicles

TCK = Timing Component Kits

* = Timing Component Kit do not include engine seals

Make	Model	Year	Page
TCK900	TEN-1	IDLER-1	BELT-1
	SEAL-3		
TOYOTA	COROLLA	1994-99	75
TOYOTA	STARLET	1989-99	79
TOYOTA	SUPRA	1990-93	79
TCK901*	TEN-1	BELT-1	
CITROEN	AX	1986-93	15
PEUGEOT	106	1991-96	58
PEUGEOT	205	1988-89	58
PEUGEOT	206	1999-07	58
PEUGEOT	306	1993-95	58
TCK905*	TEN-1	BELT-1	
DAIHATSU	HANDIVAN	1982-88	18
DAIHATSU	MIRA	1985-88	18
TCK910A*	TEN-1	IDLER-2	BELT-1
BMW	316, 316i	1988-90	14
BMW	318i	1988-96	14
TCK910B*	TEN-1	IDLER-2	BELT-1
BMW	316, 316i	1988-90	14
BMW	318i	1988-93	14
TCK911A	TEN-1	BELT-1	SEAL-2
CITROEN	BERLINGO	2009-06	15
CITROEN	C3	2002-0n	15
PEUGEOT	206	1999-07	58
TCK915A*	TEN-1	IDLER-1	BELT-1
	MISC-2		
CITROEN	ZX	1991-12/93	16
TCK915B	TEN-1	IDLER-1	BELT-1
	SEAL-2		
CITROEN	XANTIA	1994-0n	16
CITROEN	ZX	12/93-0n	16
PEUGEOT	306	1994-97	58
PEUGEOT	405	1993-96	59
ROVER	418	1993-95	62
TATA	TELCOLINE	1996-05	72
TCK919	IDLER-4	BELT-2	SEAL-3
ALFA ROMEO	33 QV	1987-92	10
TCK928	TEN-1	IDLER-1	BELT-1
	SEAL-2		
NISSAN [DATSUN]	CEDRIC	1985-88	55
NISSAN [DATSUN]	LAUREL	1986-9/94	55
NISSAN [DATSUN]	MAXIMA	1995-96	55
NISSAN [DATSUN]	PATROL	1992-8/95	56
NISSAN [DATSUN]	SENTRA	1988-89	56
NISSAN [DATSUN]	SKYLINE	1985-89	57
TCK932*	TEN-1	IDLER-1	BELT-1
MITSUBISHI	LANCER	1991-92	49
MITSUBISHI	LANCER	1991-96	49
MITSUBISHI	MIRAGE	1991-0n	51

Make	Model	Year	Page
TCK933	TEN-2	BELT-2	SEAL-6
MITSUBISHI	EXPRESS	1994-03	45
MITSUBISHI	STARWAGON	1993	52
TCK935	TEN-1	IDLER-1	BELT-1
	SEAL-3		
MITSUBISHI	GALANT	1993-0n	46
MITSUBISHI	LANCER	1992-96	49
MITSUBISHI	LANCER	1996-98	49
PROTON	M21	1997-99	60
PROTON	SATRIA	1997-05	61
TCK954	TEN-1	IDLER-1	BELT-1
	SEAL-5		
MITSUBISHI	FTO	1994-01	45
MITSUBISHI	GALANT	1992-96	46
MITSUBISHI	GALANT	1993-96	47
TCK961	TEN-2	BELT-2	SEAL-6
HYUNDAI	H100	1994-03	33
MITSUBISHI	EXPRESS	6/93-94	45
MITSUBISHI	EXPRESS	1994-03	45
MITSUBISHI	TRITON	6/93-96	53
TCK980	TEN-1	BELT-1	SEAL-2
CITROEN	BX	1983-93	15
CITROEN	BX	1986-94	15
CITROEN	XANTIA	1994-01	16
CITROEN	XSARA	1998-04	16
CITROEN	ZX	1/92-0n	16
CITROEN	ZX	1994	16
PEUGEOT	205	1992-94	58
PEUGEOT	205	1992-94	58
PEUGEOT	306	1994-02	58
PEUGEOT	306	1994-97	58
PEUGEOT	309	1/92-93	59
PEUGEOT	405	1/92-93	59
PEUGEOT	405	1/92-93	59
PEUGEOT	405	1993-96	59
TCK988	TEN-1	BELT-1	SEAL-3
TOYOTA	GRANVIA	1995-01	77
TOYOTA	HILUX	1997-05	77
TOYOTA	HILUX	1993-96	77
TOYOTA	LANDCRUISER	1993-0n	78
TOYOTA	PRADO	1996-06	78
TCKH988	TEN-1	BELT-1	SEAL-3
	HYD. TEN.-1		
TOYOTA	HILUX	1997-05	77
TOYOTA	HILUX	1993-96	77
TOYOTA	LANDCRUISER	1993-0n	78
TOYOTA	PRADO	1996-06	78
TCK995*	TEN-1	IDLER-1	BELT-1
RENAULT	MEGANE	1996-00	61
VOLVO	440	1993-96	83
VOLVO	440, 460	1992-96	83

Shaded Grey Lines = NZ/Imported Vehicles

TCK = Timing Component Kits

* = Timing Component Kit do not include engine seals

Make	Model	Year	Page
TCK1015	TEN-3	IDLER-1	BELT-3
	SEALS-7		
KIA	CARNIVAL	1999-06	36
TCK1022*	TEN-1	BELT-1	
HOLDEN	CALIBRA	1991-96	25
HOLDEN	FRONTERA	1995-99	26
OPEL	CALIBRA	1993-95	57
OPEL	VECTRA	8/92-95	57
TCK1032	TEN-1	IDLER-1	BELT-1
	SEAL-2		
NISSAN [DATSUN]	LAUREL	9/94-00	55
NISSAN [DATSUN]	PATROL	8/95-00	56
TCKWP1032	TEN-1	IDLER-1	BELT-1
	SEAL-2	WP-1	
NISSAN [DATSUN]	LAUREL	9/94-00	55
NISSAN [DATSUN]	PATROL	8/95-00	56
TCK1038	TEN-2	IDLER-1	BELT-2
	SEAL-3		
HYUNDAI	SONATA	5/98-01	34
TCK1040B	TEN-1	IDLER-1	BELT-1
	SEAL-3		
NISSAN [DATSUN]	SKYLINE	1991-0n	57
NISSAN [DATSUN]	SKYLINE	1989-0n	57
TCKR1040B	TEN-1	IDLER-1	BELT-1
	SEAL-3		
NISSAN [DATSUN]	SKYLINE	1991-0n	57
NISSAN [DATSUN]	SKYLINE	1989-0n	57
TCK1041	TEN-1	BELT-1	SEAL-2
	BOLT-1		
DAEWOO	1.5i	1994-95	16
DAEWOO	CIELO	1995-98	16
DAEWOO	CIELO	1996-97	16
DAEWOO	KALOS	2003-04	17
DAEWOO	LANOS	1997-03	17
HOLDEN	ASTRA	1996-98	24
HOLDEN	ASTRA	1994-99	24
HOLDEN	BARINA	1994-97	24
HOLDEN	BARINA	1998-2/01	24
HOLDEN	BARINA	1998-2/01	25
HOLDEN	BARINA	2001-05	25
HOLDEN	COMBO	1996-0n	25
HOLDEN	COMBO	2001-0n	25
TCKWP1041	TEN-1	BELT-1	SEAL-2
	BOLT-1	WP-1	
DAEWOO	1.5i	1994-95	16
DAEWOO	CIELO	1995-98	16
DAEWOO	CIELO	1996-97	16
DAEWOO	KALOS	2003-04	17
DAEWOO	LANOS	1997-03	17

Make	Model	Year	Page
HOLDEN	ASTRA	1994-99	24
HOLDEN	ASTRA	1996-98	24
HOLDEN	BARINA	1994-97	24
HOLDEN	BARINA	1998-2/01	24
HOLDEN	BARINA	1998-2/01	25
HOLDEN	BARINA	2001-05	25
HOLDEN	COMBO	1996-0n	25
HOLDEN	COMBO	2001-0n	25
TCK1044	TEN-1	IDLER-2	BELT-1
	SEAL-5		
ALFA ROMEO	156	1999-06	10
ALFA ROMEO	156	2001-06	10
ALFA ROMEO	166	1999-0n	10
ALFA ROMEO	166	2001-0n	10
ALFA ROMEO	GT / GTV	2003-0n	11
TCK1050	TEN-1	BELT-1	MISC-2
LAND ROVER	FREELANDER	1998-0n	37
TCK1050A	TEN-2	BELT-2	MISC-2
MG	MG-F	1997-02	54
MG	TF	2002-05	54
TCK1051*	TEN-1	IDLER-1	BELT-1
	BOLT-1		
PEUGEOT	406	1996-99	59
TCK1055	TEN-1	BELT-1	SEAL-2
DAIHATSU	CHARADE	2003-05	18
DAIHATSU	CUORE	01/98-9/02	18
DAIHATSU	HANDIVAN	1999-01	18
DAIHATSU	SIRION	1998-05	18
TCK1055A	TEN-1	BELT-1	SEAL-2
DAIHATSU	CUORE	10/02-03	18
TCK1057	TEN-1	IDLER-1	BELT-1
	SEAL-3		
HOLDEN	CALIBRA	1991-96	25
HOLDEN	CALIBRA	1991-96	25
OPEL	CALIBRA	1993-95	57
TCK1059	TEN-1	BELT-1	SEAL-3
TOYOTA	LANDCRUISER	1998-0n	78
TCKH1059	TEN-1	BELT-1	SEAL-3
	HYD. TEN.-1		
TOYOTA	LANDCRUISER	1998-0n	78
TCK1064	TEN-1	IDLER-2	BELT-1
	SEAL-3		
HOLDEN	BARINA	1994-97	25
TCK1065	TEN-1	BELT-1	SEAL-2
	BOLT-1		
FORD	TRANSIT	9/97-00	23
TCK1069	TEN-1	BELT-1	SEAL-2
SEAT	CORDOBA	1998-99	62
SEAT	CORDOBA	1999-01	62
VOLKSWAGEN	POLO	1996-97	82
VOLKSWAGEN	POLO	1996-01	82

Make	Model	Year	Page
TCK1073*	TEN-2	IDLER-2	BELT-2
	BOLT-3		
VOLKSWAGEN	POLO	2002-0n	82
TCKSF1086	TEN-1	BELT-1	SEAL-3
	MISC-3	SF BELT-2	
FORD	FIESTA	2004-06	21
TCK1093	TEN-1	BELT-1	SEAL-5
LAND ROVER	FREELANDER	1998-0n	37
MG	MG-F	8/98-02	54
MG	TF	2002-05	54
TCK1094	TEN-1	IDLER-2	BELT-1
	BOLT-1	SEAL-5	
HOLDEN	ASTRA	1998-04	24
HOLDEN	ASTRA	2004-0n	24
HOLDEN	BARINA	2001-05	25
HOLDEN	BARINA	2001-05	25
HOLDEN	COMBO	2005-0n	25
HOLDEN	TIGRA	2005-07	27
HOLDEN	VIVA	2005-0n	27
TCKWP1094	TEN-1	IDLER-2	BELT-1
	BOLT-1	SEAL-5	
HOLDEN	ASTRA	1998-04	24
HOLDEN	ASTRA	2004-0n	24
HOLDEN	BARINA	2001-05	25
HOLDEN	TIGRA	2005-07	27
TCK1095	TEN-1	IDLER-1	BELT-1
	BOLT-1	SEAL-3	
RENAULT	CLIO	1999-0n	61
RENAULT	CLIO	2001-0n	61
RENAULT	CLIO	1998-0n	61
RENAULT	CLIO	2001-0n	61
RENAULT	KANGOO	2004-0n	61
RENAULT	MEGANE	1999-0n	61
RENAULT	SCENIC	2001-0n	62
TCKWP1095	TEN-1	IDLER-1	BELT-1
	BOLT-1	SEAL-3	WP-1
RENAULT	CLIO	1999-0n	61
RENAULT	CLIO	1998-0n	61
RENAULT	KANGOO	2004-0n	61
RENAULT	MEGANE	1999-0n	61
RENAULT	SCENIC	2001-0n	62
TCK1284	TEN-1	IDLER-2	BELT-1
	SEAL-5		
RENAULT	CLIO	2001-0n	61
RENAULT	SCENIC	2001-05	62
TCK1327	TEN-1	BELT-1	SEAL-2
HYUNDAI	GETZ	2002-0n	33
TCK1503	TEN-1	IDLER-1	BELT-1
	SEAL-3		
CITROEN	C4	2004-07	16
CITROEN	C5	2001-04	16
PEUGEOT	206	1999-07	58

Make	Model	Year	Page
PEUGEOT	307	2001-0n	58
PEUGEOT	406	1999-04	59
PEUGEOT	407	2004-0n	59
TCK1504A*	TEN-1	IDLER-1	BELT-1
	BOLT-1		
CITROEN	XSARA	1998-03/00	16
PEUGEOT	306	1996-02	58
PEUGEOT	406	1995-12/04	59
TCK1504C	TEN-1	IDLER-1	BELT-1
	BOLT-2	SEAL-3	
PEUGEOT	306	1997-02	58
TCK1505	TEN-1	IDLER-1	BELT-1
	BOLT-2	SEAL-2	
CITROEN	C4	2007-0n	16
CITROEN	C5	2001-04	16
PEUGEOT	307	2001-0n	58
TCKWP1505	TEN-1	IDLER-1	BELT-1
	BOLT-2	SEAL-2	WP-1
CITROEN	C4	2007-0n	16
CITROEN	C5	2001-0n	16
PEUGEOT	307	2001-0n	58
TCK1505B*	TEN-1	IDLER-1	BELT-1
	BOLT-1		
PEUGEOT	306	1997-10/00	58
PEUGEOT	406	1999-03	59
TCK1511	TEN-1	BELT-1	SEAL-3
DAIHATSU	DELTA	2004-05	18
TOYOTA	HI ACE	2005-0n	77
TOYOTA	HI ACE	2005-0n	77
TOYOTA	HILUX	2005-0n	77
TOYOTA	PRADO	2006-0n	78
TCKH1511	TEN-1	BELT-1	SEAL-3
	HYD. TEN.-1		
DAIHATSU	DELTA	2004-05	18
TOYOTA	HI ACE	2005-0n	77
TOYOTA	HI ACE	2005-0n	77
TOYOTA	HILUX	2005-0n	77
TOYOTA	PRADO	2006-0n	78
TCK1514	TEN-2	IDLER-1	BELT-2
	BOLT-2	SEAL-3	
LAND ROVER	FREELANDER	1997-00	37
TCK1520	TEN-1	IDLER-1	BELT-1
	SEAL-2		
CITROEN	C5	2005-0n	16
TCKWP1521	TEN-1	IDLER-1	BELT-1
	SEAL-2	WP-1	
HOLDEN	ASTRA	2006-0n	24
TCK1547	TEN-1	IDLER-1	BELT-1
	SEAL-2		
AUDI	A3	2008-0n	12
VOLKSWAGEN	CADDY	2005-0n	80
VOLKSWAGEN	EOS	2007-0n	81
VOLKSWAGEN	GOLF	2004-0n	81
VOLKSWAGEN	POLO	2006-0n	82

Shaded Grey Lines = NZ/Imported Vehicles

TCK = Timing Component Kits

* = Timing Component Kit do not include engine seals

Make	Model	Year	Page
VOLKSWAGEN	TRANSPORTER	2004-0n	83
TCK1565	TEN-1 SEAL-3	IDLER-1	BELT-1
RENAULT	LAGUNA	2002-0n	61
RENAULT	MEGANE	2003-0n	61
RENAULT	SCENIC	2005-0n	62
TCK1566	TEN-1 SEAL-3	IDLER-2	BELT-1
HOLDEN	ASTRA	2006-0n	24
HOLDEN	ASTRA	2003-04	24
TCKWP1566	TEN-1 SEAL-3	IDLER-2 WP-1	BELT-1
HOLDEN	ASTRA	2006-0n	24
HOLDEN	ASTRA	2003-04	24
HOLDEN	VXR	2006-0n	27
TCK1568	TEN-1 SEAL-1	IDLER-3	BELT-1
HYUNDAI	TERRACAN	2001-07	34
KIA	GRAND CARNIVAL	2006-0n	36
KIA	K2900	2008-0n	36
TCK1580	TEN-1 SEAL-5	IDLER-1	BELT-1
VOLVO	XC70	2007-0n	85
VOLVO	XC90	2006-0n	85
TCK1581A	TEN-1 BOLT-1	IDLER-1 SEAL-3	BELT-1
CITROEN	C2	2004-0n	15
CITROEN	C3	2003-0n	15
CITROEN	XSARA	2001-05	16
PEUGEOT	206	2001-07	58
PEUGEOT	307	2001-0n	58
TCK1581B*	TEN-1	IDLER-1	BELT-1
CITROEN	C3	2003-0n	15
CITROEN	C4	2005-0n	15
CITROEN	XSARA	2001-05	16
PEUGEOT	206	2001-07	58
PEUGEOT	307	2001-0n	58
TCK1582	TEN-1 MISC-1	IDLER-1 SEAL-4	BELT-1
RENAULT	LAGUNA	2006-0n	61
RENAULT	MASTER	2004-0n	61
TCK1583	TEN-1 BOLT-1	IDLER-1 SEAL-3	BELT-1
CITROEN	XSARA	03/2000-0n	16
PEUGEOT	306	1996-02	58
TCK1586	TEN-1 SEAL-3	IDLER-1	BELT-1
MITSUBISHI	COLT	2004-0n	43
TCK1596	TEN-1 SEAL-5	IDLER-3	BELT-1
CITROEN	C5	2001-05	16
CITROEN	C6	2006-0n	16
CITROEN	XANTIA	1998-01	16

Make	Model	Year	Page
PEUGEOT	406	1999-03	59
PEUGEOT	407	2004-0n	59
PEUGEOT	607	2001-07	59
RENAULT	LAGUNA	2002-0n	61
TCKH1601	TEN-1 (HYD. TEN.)	BELT-1	SEAL-3
FORD	RANGER	2007-0n	22
FORD	RANGER	2007-0n	22
MAZDA	BT50	2006-0n	40
MAZDA	BT50	2006-0n	40
TCK1603	TEN-1 SEAL-2	IDLER-1	BELT-1
FIAT	SCUDO	2008-0n	20
FORD	FOCUS	2007-0n	21
PEUGEOT	307	2005-0n	59
PEUGEOT	308	2008-0n	59
PEUGEOT	407	2004-0n	59
TCK1604	TEN-1 BOLT-3	IDLER-2 NUT-2	BELT-1 SEAL-3
VOLKSWAGEN	PASSAT	2006-0n	82
VOLKSWAGEN	PASSAT	2006-0n	82
TCK1604A	TEN-1 BOLT-3	IDLER-2 NUT-2	BELT-1 SEAL-3
AUDI	A4 [B7]	2005-06	13
AUDI	A4 [B7]	2005-0n	13
VOLKSWAGEN	GOLF	2004-0n	81
VOLKSWAGEN	PASSAT	2006-0n	82
TCK1604B	TEN-1 BOLT-3	IDLER-2 NUT-2	BELT-1 SEAL-2
AUDI	A3	2004-0n	12
VOLKSWAGEN	GOLF	2004-0n	81
VOLKSWAGEN	JETTA	2006-0n	81
VOLKSWAGEN	PASSAT	2006-0n	82
TCKWP1604-1	TEN-1 SEAL-2	IDLER-1 MISC-5	BELT-1
AUDI	A3	2004-0n	12
VOLKSWAGEN	GOLF	2004-0n	81
VOLKSWAGEN	JETTA	2006-0n	81
VOLKSWAGEN	PASSAT	2006-0n	82
TCK1605	TEN-1 SEAL-3	IDLER-1	BELT-1
CITROEN	C4	2005-0n	15
PEUGEOT	307	2003-05	58
TCK1606	TEN-1 SEAL-2	BELT-1	BOLT-1
AUDI	A6 [4F]	2004-0n	13
VOLKSWAGEN	TOUAREG	2006-0n	83
TCKWP1608	TEN-1 SEAL-2	IDLER-1 WP-1	BELT-1
CITROEN	BERLINGO	2007-09	15
CITROEN	BERLINGO	2009-0n	15
CITROEN	C3	2007-0n	15
CITROEN	C4	2007-0n	15
FORD	FIESTA	2009-0n	21

Make	Model	Year	Page
MINI	COOPER	2007-0n	42
PEUGEOT	207	2007-0n	58
PEUGEOT	307	2005-0n	58
PEUGEOT	308	2008-0n	59
PEUGEOT	3008	2010-0n	59
PEUGEOT	PARTNER	2008-0n	59
PEUGEOT	PARTNER	2008-0n	59
TCK1609	TEN-1	IDLER-1	BELT-1
	BOLT-1	MISC-1	SEAL-2
ALFA ROMEO	147	2005-0n	10
TCK1616	TEN-2	IDLER-1	BELT-2
	SEAL-3		
FORD	TERRITORY	2011-0n	23
LAND ROVER	DISCOVERY	2005-0n	37
LAND ROVER	RANGE ROVER	2005-0n	37
PEUGEOT	407	2006-0n	59
TCK1621*	TEN-1	IDLER-1	BELT-1
FIAT	DUCATO	2002-0n	19

Shaded Grey Lines = NZ/Imported Vehicles

TCK = Timing Component Kits

* = Timing Component Kit do not include engine seals



NUMERICAL LISTING - HYDRAULIC TENSIONERS

Make	Model	Year	Page
GHT-01			
MITSUBISHI	380	2005-08	42
MITSUBISHI	CHALLENGER	1998-06	42
MITSUBISHI	MAGNA	1996-00	50
MITSUBISHI	MAGNA	1996-97	50
MITSUBISHI	MAGNA	2000-05	50
MITSUBISHI	MAGNA	2000-05	50
MITSUBISHI	MAGNA	1999-00	50
MITSUBISHI	PAJERO	1996-4/00	51
MITSUBISHI	STARWAGON	1994-05	53
MITSUBISHI	TRITON	1996-06	53
MITSUBISHI	VERADA	1997-99	54
MITSUBISHI	VERADA	1999-05	54
GHT-02			
TOYOTA	AVALON	2000-05	72
TOYOTA	CAMRY	1997-0n	73
TOYOTA	VIENTA	1997-99	80
GHT-03			
LEXUS	ES300	1996-05	37
LEXUS	RX330	2003-05	38
LEXUS	RX400	2006-0n	38
GHT-04			
HOLDEN	FRONTERA	1999-03	26
HOLDEN	JACKAROO	1998-03	26
HOLDEN	RODEO	1997-03	27
HOLDEN	RODEO	2003-0n	27
GHT-05			
HOLDEN	JACKAROO	1992-1/98	26
GHT-06			
DAIHATSU	DELTA	2004-05	18
TOYOTA	HI ACE	2005-0n	77
TOYOTA	HI ACE	2005-0n	77
TOYOTA	HILUX	1997-05	77
TOYOTA	HILUX	2005-0n	77
TOYOTA	HILUX	1993-96	77
TOYOTA	KLUGER	2003-07	77
TOYOTA	LANDCRUISER	1993-0n	78
TOYOTA	PRADO	2006-0n	78
TOYOTA	PRADO	1996-06	78
GHT-07			
HYUNDAI	LANTRA	1992-95	34
TOYOTA	LANDCRUISER	1995-0n	78
TOYOTA	LANDCRUISER	1998-0n	78
GHT-08			
LEXUS	LX470	1998-07	38
TOYOTA	LANDCRUISER	1998-0n	78
GHT-09			
SUBARU	FORESTER	1998-00	63
SUBARU	FORESTER	1998-00	63

Make	Model	Year	Page
SUBARU	FORESTER	2000-02	63
SUBARU	FORESTER	2000-02	63
SUBARU	FORESTER	1997-8/98	63
SUBARU	FORESTER	1997-8/98	63
SUBARU	FORESTER	8/98-02	63
SUBARU	FORESTER	2002-0n	64
SUBARU	FORESTER	2002-0n	64
SUBARU	FORESTER	2002-08	63
SUBARU	FORESTER	2002-08	63
SUBARU	IMPREZA	03/98-00	65
SUBARU	IMPREZA	03/98-00	65
SUBARU	IMPREZA	2000-0n	65
SUBARU	IMPREZA	2000-0n	65
SUBARU	IMPREZA	1997-09/98	65
SUBARU	IMPREZA	1997-09/98	65
SUBARU	IMPREZA	8/98-0n	65
SUBARU	IMPREZA	8/98-0n	65
SUBARU	IMPREZA	2004-0n	66
SUBARU	IMPREZA	2004-0n	66
SUBARU	IMPREZA	2001-09/05	65
SUBARU	IMPREZA	2001-09/05	65
SUBARU	LEGACY	1998-00	66
SUBARU	LEGACY	1998-00	66
SUBARU	LEGACY	1998-00	66
SUBARU	LEGACY	1998-00	66
SUBARU	LEGACY	2003-09	66
SUBARU	LEGACY	2003-09	66
SUBARU	LEGACY	1996-00	67
SUBARU	LEGACY	1996-00	67
SUBARU	LEGACY	2000-0n	67
SUBARU	LEGACY	2000-0n	67
SUBARU	LIBERTY	1998-00	68
SUBARU	LIBERTY	1998-00	68
SUBARU	LIBERTY	2000-03	68
SUBARU	LIBERTY	2000-03	68
SUBARU	LIBERTY	1998-03	68
SUBARU	LIBERTY	1998-03	68
SUBARU	LIBERTY	1998-03	68
SUBARU	LIBERTY	1998-03	68
SUBARU	LIBERTY	1998-03	68
SUBARU	LIBERTY	2003-09	69
SUBARU	LIBERTY	2003-09	69
SUBARU	LIBERTY	2003-09	69
SUBARU	LIBERTY	2003-09	69
SUBARU	LIBERTY	2003-09	69
SUBARU	LIBERTY	2003-09	69
SUBARU	LIBERTY	2003-09	69
SUBARU	LIBERTY	2003-09	69
SUBARU	LIBERTY	2009-0n	70
SUBARU	LIBERTY	2009-0n	70
SUBARU	OUTBACK	1997-10/98	70

Make	Model	Year	Page
SUBARU	OUTBACK	1997-10/98	70
SUBARU	OUTBACK	1998-07	70
SUBARU	OUTBACK	1998-07	70
GHT-10			
EUNOS	500	1992-96	19
EUNOS	800	1992-96	19
EUNOS	30X	1992-96	19
FORD	PROBE	1994-98	22
FORD	TELSTAR	1992-96	23
GHT-11			
MAZDA	929	1991-0n	39
MAZDA	929	1987-97	39
MAZDA	929	1991-97	40
MAZDA	929	1991-97	40
GHT-13			
AUDI	A3	1997-04	12
AUDI	A3	1997-04	12
AUDI	A3	1997-03	12
AUDI	S3	1998-01	14
AUDI	S3	1998-01	14
AUDI	TT	1999-0n	14
AUDI	TT	1999-0n	14
AUDI	TT	2000-06	14
AUDI	TT	2000-06	14
VOLKSWAGEN	BEETLE	2001-06	80
VOLKSWAGEN	BEETLE	1998-0n	80
VOLKSWAGEN	BORA	1998-0n	80
VOLKSWAGEN	GOLF	1998-04	81
VOLKSWAGEN	GOLF	1998-04	81
GHT-14			
AUDI	A4	1995-01	12
AUDI	A4	1995-01	12
AUDI	A4	1997-0n	12
AUDI	A4 [B6]	2002-05	13
AUDI	A6 [C5]	1997-0n	13
AUDI	A6 [C5]	1997-00	13
AUDI	A6 [C6]	2002-04	13
AUDI	A6 [C6]	2002-04	13
AUDI	ALLROAD	2001-05	14
AUDI	S4	1999-0n	14
VOLKSWAGEN	PASSAT	1996-05	82
VOLKSWAGEN	PASSAT	2001-06	82
GHT-15			
AUDI	A6 [C5]	1999-05	13
AUDI	A8 [D3]	2003-0n	14
AUDI	A8 [D3]	2003-0n	14
GHT-17			
HYUNDAI	SONATA	1993-98	34
MITSUBISHI	GALANT	1988-4/92	46
MITSUBISHI	GALANT	1988-4/92	46
MITSUBISHI	GALANT	1988-4/92	46
MITSUBISHI	GALANT	1989-90	47
MITSUBISHI	GALANT	1988-4/92	47

Make	Model	Year	Page
GHT-18			
MITSUBISHI	EXPRESS	1994-10/03	45
MITSUBISHI	EXPRESS	03/06-0n	45
MITSUBISHI	NIMBUS	6/92-98	51
MITSUBISHI	STARWAGON	1994-05	53
MITSUBISHI	TRITON	1996-06	53
GHT-19			
MITSUBISHI	GALANT	5/92-0n	46
MITSUBISHI	GALANT	5/92-0n	46
MITSUBISHI	GALANT	5/92-0n	46
MITSUBISHI	GALANT	5/92-0n	47
GHT-20			
SUBARU	IMPREZA	1993-98	64
SUBARU	IMPREZA	1993-98	64
SUBARU	IMPREZA	1993-98	64
SUBARU	IMPREZA	1993-98	64
SUBARU	IMPREZA	1993-98	64
SUBARU	IMPREZA	1994-02/98	65
SUBARU	IMPREZA	1994-02/98	65
SUBARU	IMPREZA	1996-12/96	64
SUBARU	IMPREZA	1996-12/96	64
SUBARU	IMPREZA	1996-12/96	65
SUBARU	JUSTY	1984-92	66
SUBARU	LEGACY	1989-95	66
SUBARU	LEGACY	1995-3/98	66
SUBARU	LEGACY	1995-3/98	66
SUBARU	LEGACY	1994-96	67
SUBARU	LEGACY	1994-96	67
SUBARU	LEGACY	1994-96	66
SUBARU	LEGACY	1996-00	67
SUBARU	LEGACY	1996-00	67
SUBARU	LEONE	1989-94	67
SUBARU	LIBERTY	1989-95	68
SUBARU	LIBERTY	1989-98	68
SUBARU	LIBERTY	1989-98	68
SUBARU	LIBERTY	1991-94	67
SUBARU	LIBERTY	1997-98	68
SUBARU	LIBERTY	1997-98	68
SUBARU	OUTBACK	1996-97	70
SUBARU	OUTBACK	1996-97	70
GHT-21			
HOLDEN	APOLLO	1993-97	24
LEXUS	ES300	1992-96	37
TOYOTA	CAMRY	1993-97	72
TOYOTA	VIENTA	1995-97	80
TOYOTA	WINDOM	1991-96	80



NOTES



TIMING BELTS & TIMING COMPONENT KITS CATALOGUE

OEM CROSS REFERENCE



OEM CROSS REFERENCE

OEM CROSS REFERENCE

OEM No.	Gates No.
026109119B	T260
026109119D	T260
027109119C	T292
028109119D	T242
028109119J	T242
028109119K	T242
028109119M	T242
028109119P	T242
030109119A	T760
030109119F	T788
030109119H	T789
032109119F	T1069
032109119G	T1069
032109119J	T1069
034109119	T127
034109119A	T197
03510911	T065
035109119	T065
036109119D	T1335
036109119H	T1335
036109119M	T1073
036109119P	T1072
037109119C	T262
037109119D	T262
037109119E	T262
037109119F	T262
038109119L	T1547
038109119N	T1547
038109119P	T1547
03G109119	T1604
046109119A	T739
048109119D	T262
048109119E	T262
048109119F	T262
048109119G	T790
052109119	T030
054109119E	T225
054109119G	T197
054109119H	T225
056109119A	T017
058109119A	T291
058109119B	T317
059109119A	T1518
059109119B	T1560
059109119D	T1606
059130113	T1519
059130113A	T1519
06141PN4305	T907
068109119	T043
068109119A	T043

OEM No.	Gates No.
069109119A	T083
069130113A	T082
06A109119B	T296
06A109119C	T296
06B109119A	T306
06B109119B	T306
06B109119C	T306
06B109119F	T306
06C109119C	T330
06D109119	T1636
06D109119B	T334
074109119	T170
074109119A	T739
074109119B	T739
074109119E	T739
074109119F	T238
074109119H	T765
074130113C	T740
074130113E	T1091
075109119C	T799
077109119B	T207
077109119D	T207
077109119E	T207
078109119A	T218
078109119C	T297
081624	T189
081629	T189
081637	T901
081640	T188
081644	T901
081655	T702
081658	T915
081660	T980
081667	T189
081672	T915
081673	T1504
081686	T1629
081689	T1596
081696	T1505
0816A0	T1596
0816A1	T1503
0816A6	T1520
0816A9	T1505
0816C2	T1503
0816E0	T1581
0816E2	T1583
0816F2	T1629
0816F4	T1503
0816G3	T1603
0816G4	T1605

OEM No.	Gates No.
0816G7	T1608
0816H0	T1616
0816H3	T1596
0816H6	T1581
0816J5	T1638
0816J6	T1608
088AG19	T070
OK24712205	T302
OK30E12205	T318
OK88R12205	T1568
OK88R12205B	T1568
OK97212205	T264
OK9BV12206	T1016
1000156	T294
1000158	T294
1004297	T1086
1004299	T1086
1005828	T707
10068553	T163
102.501	T021
102500	T021
1037660	T294
103RU22B333	T1322
1049653	T1065
1053837	T294
107833	T040
1100672	T1547
11121721659	T910
1125360160	T075
11311713361	T131
11311721699	T910
11311734608	T910
1131812	T1547
11341721274	T910
113R190	T065
1145A019	T1602
1145A034	T339
1172000QA0	T1577
119130310500	T120
1229723	T1608
1231976	T1603
1250636	T1547
12655244	T045
1265525	T045
12655253	T045
1272384	T106
12723842	T106
1276150G00	T194
1276153A10	T857
1276153B00	T171

OEM No.	Gates No.
1276153B01	T171
1276160A00	T164
1276160B10	T166
1276160D00	T945
1276160D01	T945
1276160E00	T164
1276161D00	T898
1276162D10	T968
1276163B00	T095
1276163E00	T243
1276167G00	T1505
1276170C00	T194
1276171B00	T897
1276171B10	T897
1276171C00	T212
1276171D10	T898
1276172F00	T272
1276173000	T028
1276173001	T028
1276178100	T820
1276178400	T070
1276180C00	T243
1276180C00	T243
1276181400	T896
1276182000	T095
1276184000	T855
1276184050	T855
1276184100	T855
1276186500	T891
12761M72F00	T272
12761N72F00A	T272
127627	T1582
1286168	T106
12861684	T106
1302801B00	T022
1302801B10	T022
1302801M00	T085
1302801M10	T085
130280B700	T249
1302810M00	T077
1302811M00	T077
1302811M10	T077
1302811M25	T077
1302812C00	T100
1302812G00	T104
1302816A01	T096
1302816A10	T096
1302816E00	T104
1302816E10	T104
1302816V00	T180
1302819V00	T1009
1302819V10	T1009
1302819V25	T1009
1302819V26	T1009
1302820P10	T1040

OEM No.	Gates No.
1302820P25	T1040
1302820R00	T078
1302824B10	T832
130282J600	T278
1302831B10	T929
1302833E00	T920
1302833E85	T920
1302842L01	T1009
1302842L85	T1009
1302845P00	T180
1302850A00	T085
1302851E00	T137
1302851E10	T137
1302854A00	T886
1302854A01	T886
1302854A10	T886
1302854A25	T886
1302857J00	T278
130285L302	T1040
130285L326	T1040
130285L327	T1040
1302861A00	T077
1302861A25	T077
1302881T00	T1032
1302881T25	T1032
1302885E00	T104
13028AA010	T300
13028AA071	T277
13028AA072	T277
13028AA101	T172
13028AA102	T172
13028AA120	T209
13028AA150	T254
13028AA170	T300
13028AA181	T304
13028AA200	T277
13028AA200	T328
13028AA21A	T307
13028AA230	T304
13028AA231	T304
13028AW300	T1634
13028AW301	T1634
13028B4800	T175
13028B4801	T175
13028D0100	T100
13028D1700	T078
13028D4211	T137
13028F6111	T920
13028KA021	T135
13028KA030	T178
13028KA031	T178
13028KA071	T962
13028KA110	T963
13028KA181	T304
13028V5001	T920

OEM No.	Gates No.
13028V5100	T104
13028V5200	T104
13028V5201	T104
13028V5210	T104
13028V5220	T104
13028V5221	T104
13028V7211	T928
13029AA010	T299
13029AA011	T299
13029AA080	T299
1326288	T174
13405PT0004	T186
13405PV0004	T991
13440P5A004	T280
13450PAAA020M2	T186
1351487201A	T853
1351487202	T905
1351487202A	T905
1351487205	T858
1351487206	T1020
1351487206	T852
1351487206B	T1020
1351487208B	T930
1351487211	T1020
1351487211A	T1020
1351487212A	T930
1351487216	T1020
1351487282	T930
1351487705	T022
1351487705A	T022
1351487707A	T851
1351487707B	T851
1351487709	T803
1351487710A	T848
1351487711	T178
1351487711000	T178
1351487713	T848
1351487785	T848
1351497201	T1055
1351497204	T1055
135487201	T853
135487210	T853
1356746031	T215
1356830010	T1511
1356803020	T199
1356803021	T199
135680310	T138
1356809040	T199
1356809041	T199
1356809050	T257
1356809130	T1511
135680A010	T257
1356810010	T824
1356810012	T824
1356810013	T824

OEM No.	Gates No.
1356810022	T824
1356811010	T818
1356811051	T823
1356811080	T900
1356811081	T900
1356811090	T900
1356811091	T900
1356811100A	T208
1356811101	T208
1356811110	T208
1356811111	T208
1356815010	T070
1356815011	T070
1356815020	T070
1356815030	T070
1356815041	T036
1356815042	T239
1356815050	T036
1356816010	T176
1356816020	T176
1356816021	T176
1356816040	T236
1356816041	T236
1356816050	T236
1356816051	T236
1356816060	T235
1356816061	T235
1356816070	T235
1356816071	T235
1356816080	T1567
1356816501	T236
1356817010	T859
1356817020	T797
1356817030	T1059
1356819045	T236
1356819055	T235
1356819056	T235
1356819065	T797
1356819116	T208
1356819135	T239
1356819175	T797
1356819195	T1059
1356819406	T236
1356820010	T257
1356820020	T257
1356829015	T257
1356829025	T257
1356839015	T1511
1356842010	T126
1356842011	T237
1356842020	T126
1356842021	T237
1356843010	T074
1356843030	T101
1356843031	T101

OEM No.	Gates No.
1356843040	T101
1356846010	T923
1356846020	T215
1356846021	T215
1356846030	T215
1356846035	T215
1356849035	T215
1356850010	T190
1356850020	T298
1356854020	T079
1356854030	T079
1356854050	T084
1356854060	T084
1356854070	T835
1356854071	T835
1356854080	T835
1356859015	T079
1356859025	T084
1356859045	T190
1356859095	T298
1356862020	T157
1356862030	T200
1356862030	T200
1356862030A	T200
1356862040	T157
1356862050	T271
1356862640	T157
1356863010	T087
1356863020	T087
1356863022	T087
1356864010	T098
1356864011	T098
1356864012	T098
1356864021	T098
1356865010	T154
1356865010A	T154
1356865020	T240
1356867010	T988
1356867020	T988
1356869025	T200
1356869035	T157
1356869075	T240
1356869085	T988
1356869095	T271
1356870030	T857
1356870040	T827
1356870070	T885
1356870080	T885
1356870085	T885
1356870090	T865
1356870100	T885
1356874010	T199
1356874011	T199
1356874012B	T199
1356874020	T199

OEM No.	Gates No.
1356879025	T199
1356879045	T125
1356879095	T199
1356887101	T181
1356887101000	T181
1356887101B	T181
1356887102	T181
1356887102000	T181
1356887103	T182
1356887103000	T182
1356887103A	T182
1356887104	T182
1356887104000	T182
1356887306	T842
1356887306B	T842
1356887701	T022
1356887701B	T022
1356887701P	T906
1356887703	T845
1356887703B	T845
1356887704	T884
1356887704B	T884
1356887706	T845
1356887707A	T861
1356887708	T178
1356887782	T906
1356888300	T865
1356888301	T865
1356888340	T865
1356888360	T125
1356888361	T125
1356888380	T125
1356888381	T125
1356888382	T125
1356888460	T777
1376170B01	T938
139AG25	T087
144006110240	T027
14400634003	T028
14400634004	T028
14400634005	T028
144006340050	T028
14400634014	T028
144006340141	T028
14400657004	T036
144006570140	T036
14400657024	T041
144006570242	T041
14400673004	T073
144006730040	T073
144006730041	T073
144006730042	T073
144006790041	T916
14400679014x	T916
14400MG90000	T070

OEM No.	Gates No.
14400P08004	T223
14400P0A004	T244
14400P13004	T226
14400P14004	T216
14400P28004	T224
14400P2A004	T223
14400P2E004	T224
14400P2FA01	T224
14400P2T004	T227
14400P540040	T942
14400P5A004	T279
14400P72004	T247
14400P72014	T247
14400P7A004	T1322
14400P7J004	T184
14400P8AA01	T286
14400PC00041	T166
14400PC60040	T160
14400PC60042	T160
14400PD2004	T160
14400PE0004	T161
14400PE30040	T161
14400PG6004	T130
14400PG60040	T130
14400PH30040	T850
14400PH30040P	T850
14400PH40140	T907
14400PH7004	T129
14400PH70040	T129
14400PH7014	T129
14400PH70140	T129
14400PH90140	T908
14400PK1004	T144
14400PK10040	T144
14400PK2004	T142
14400PK20040	T142
14400PK3004	T142
14400PLA004	T1322
14400PLM004	T312
14400PM3004	T143
14400PM6004	T145
14400PM70040	T142
14400PMMA01	T312
14400PMNA01	T312
14400PN4004	T907
14400PN40040	T907
14400POA004	T244
14400PR3004	T227
14400PR4A01	T184
14400PR4A01M1	T184
14400PR7A01	T231
14400PR7A01M1	T231
14400PS40040	T942
14400PT0004	T187
14400PT2004	T895

OEM No.	Gates No.
14400PT20040	T895
14400PT20041	T895
14400PV0004	T211
14400PV1004	T211
14400PY3004	T193
14400RCAA01	T329
14401MN50040	T275
1446647	T1608
146R190	T020
1639171	T808
168052J600	T1045
168060M900	T1099
1680613C00	T888
1680616A00	T097
1680616A10	T097
168061C300	T1019
168062J600	T1045
168062J625	T1045
1680654A00	T1099
1680659E00	T883
16806D5610	T883
16806G5510	T888
16806Y9701	T958
1713361	T131
1734608	T910
192671	T1617
1954055780	T188
1N0312231	T1045
206AL050	T062
21081006040	T811
2335632010	T159
2335632020	T159
2335633130	T168
2335633140	T168
2335633150	T168
2335633160	T168
2335638000	T314
2335638010	T314
2335638020	T314
2335642500	T724
2431202701	T1013
2431221040	T073
2431222010	T191
2431222611	T1327
2431223001	T278
2431223201	T284
2431224000	T128
2431224010	T128
2431226000	T282
2431227000	T1098
2431232610	T124
2431232620	T124
2431233030	T165
2431233040	T165
2431233050	T165

OEM No.	Gates No.
2431233060	T165
2431233130	T167
2431233140	T167
2431233150	T167
2431233160	T167
2431235000	T139
2431235010	T139
2431235040	T139
2431237100	T315
2431237400	T315
2431237500	T315
2431238010	T1038
2431238200	T256
2431238210	T313
2431239000	T1024
2431239400	T332
243123E100	T337
243154200	T961
2431542000	T711
2436147280	T741
24422964	T338
24451895	T1094
271705	T217
2717460	T268
271747	T229
271834	T252
271835	T269
2718351	T269
271856	T252
2718765	T270
272329	T311
274338	T311
274518	T311
280S8M1760	T336
30883810	T1558
315AL075	T028
3250141	T017
326AHL125	T075
3287513	T743
330AL075	T070
3343720	T834
345AL075	T073
3463763	T995
3507651	T217
3507652	T268
3507704	T229
3514323	T173
3531358	T198
3547459	T174
398AL075	T077
3M5Q6K288AA	T1608
3M5Q6K288AB	T1608
3M5Q6K288BA	T1603
3M5Q6K288CA	T1608
40028	T028

OEM No.	Gates No.
414701001	T028
414705601	T070
414705701	T070
4152329	T019
4164869	T020
4176840	T018
4182425	T019
4182426	T020
4186446	T024
4201738	T068
4201739	T068
4207556	T024
4242396	T069
4320965	T031
4365185	T031
4367051	T615
4387012	T840
4401261	T069
4401429	T1582
4418465	T031
4420507	T018
4431763	T1582
4504163	T285
4506086	T1582
458AL075	T013
46109119	T739
46109119A	T739
46109119E	T739
4621348	T285
463377	T032
46403659	T1096
46426983	T1521
4663598	T255
4667606	T245
4667611	T246
46780505	T1521
46791188	T1521
46791189	T1609
4720777	T957
4792353	T295
4805335	T1626
484981001	T028
4S7Q6K288CA	T1616
4S7Q6K288DA	T1617
500323627	T1556
500371975	T1621
510990259	T336
512430160	T075
5125360160	T075
5142579AA	T336
52267904	T163
52289664	T163
5240346	T017
54901267	T982
55183446	T1637

OEM No.	Gates No.
55183528	T1615
55187103	T1609
55192896	T1521
55203785	T1637
55351782	T1566
5636343	T1521
5636344	T1615
5636350	T305
5636351	T1022
5636355	T1057
5636356	T1041
5636357	T960
5636358	T309
5636363	T309
5636364	T1041
5636369	T1566
5636373	T1094
5636376	T312
5636436	T338
5636452	T338
5636463	T1521
5636560	T1041
5636563	T309
5636564	T1094
5636566	T1566
5862021480	T186
5862021620	T187
59130113	T1519
5956106	T882
5956125	T913
5973727	T920
60500466	T785
60515034	T879
60524106	T919
60556211	T919
60561244	T998
60562106	T120
60611305	T1044
60618726	T1044
60674528	T1044
60810652	T998
60811136	T791
60812141	T998
60812344	T791
60813203	T1044
60814603	T1521
6195101	T706
636372	T1041
636561	T1041
636566	T1041
636579	T285
636573	T309
6G9Q6K288AB	T1638
7031865	T920
70HM6268BA	T013

OEM No.	Gates No.
84HM6268BA	T805
71719651	T1521
71731639	T1521
71739873	T338
7303414	T957
73740021A	T934
737400511	T917
7439440383	T311
7533229	T804
7554701	T880
7565583	T914
7576135	T918
7596692	T1076
7604883	T782
7695546	T956
7700100531	T1284
7700101248	T1095
7700106243	T1284
7700108412	T1095
7700109601	T1558
7700109632	T1558
7700110203	T1582
7700113558	T1095
7700113559	T1284
7700273279	T1089
7700273280	T1089
7700273650	T1089
7700663544	T156
7700717284	T111
7700718725	T111
7700718726	T140
7700718752	T119
7700718836	T140
7700725577	T834
7700729581	T140
7700732525	T705
7700736469	T917
7700736969	T917
7700857325	T995
7700875412	T961
7710579	T791
809128220	T305
8091297220	T305
81637	T901
81644	T901
81654	T1051
81655	T702
81658	T915
81660	T980
81672	T915
81673	T1504
81696	T1505
8200035834	T1577
8200046148	T1565
8200087378	T1634

OEM No.	Gates No.
8200106085	T1577
8200127627	T1582
8200248497	T1634
8200251983	T1634
8200461911	T1582
8200542743	T1634
82284838	T871
82317933	T871
84HM6268AA	T806
84HM6268BA	T805
85867058	T096
85955347D	T702
8627484	T311
8653650	T1603
8813277	T016
8920639440	T305
8941096260	T162
8941205070	T890
8941339711	T844
8941583270	T121
8941606560	T122
8941743060	T147
894205490	T846
8942152540	T121
894220372A	T122
8942209220	T076
8942214350	T847
8942405490	T846
894240549A	T846
8943806790	T966
8943855610	T890
894386497	T220
8944198560	T844
8944491690	T847
8944493071	T890
894452094	T162
8944520940	T162
8944599250	T846
8944795230	T162
8970163260	T221
8970417840	T122
8970422680	T147
8970659860	T966
8971363210	T303
8971437240	T312
89FF6K288AB	T708
89SM6268AC	T873
89SM6268AC	T873
89SM6268BC	T878
90080214	T880
90122429	T081
90231883	T148
90234902	T081
90324698	T148
90324699	T148

OEM No.	Gates No.
90353179	T203
90354783	T148
90409900	T869
90410014	T081
90410223	T203
90410225	T860
90410768	T285
90410771	T285
90411777	T309
90412711	T1064
90469984	T703
90469985	T309
90499525	T305
90529809	T1566
90530286	T1022
90530599	T285
90531033	T1057
90531677	T1041
90531678	T1041
90531680	T1064
90531681	T1064
90531682	T309
90531857	T1566
90531858	T1094
90FF6268BA	T707
9109429	T1582
9111027	T761
91171175	T272
91172367	T194
9128722	T305
9128723	T1041
9128726	T309
9129060	T1094
9129061	T1566
9135031	T252
9135032	T269
9135553	T270
9135733	T252
91512961	T189
91517722	T189
9151772280	T189
9154055780	T188
9179393	T1091
91SM6268BA	T878
92062521	T1502
92063917	T309
92063918	T1022
92063944	T305
92065303	T1502
92066312	T309
924F6K288AA	T706
92810515700	T109
92810515710	T196
92810515730	T196
92810515740	T196

OEM No.	Gates No.
92810515750	T196
928M6268AB	T258
93161860	T1582
93178811	T1521
93178812	T1615
93180815	T338
93185336	T1521
9400816190	T1503
9400816969	T1505
94029834	T075
94109626	T162
94158327	T121
94220922	T076
94386497	T220
9440383	T311
94410221902	T108
94410221904	T293
94410515703	T107
94410515704	T107
94410515706	T152
94410532300	T152
94410532301	T152
94410532302	T152
94452094	T162
94479523	T162
94560702	T911
9463380680	T1505
9464464980	T1503
9464640380	T1603
9467565880	T1608
9467581780	T1629
94840054	T070
94844702	T112
94848472	T176
94849597	T036
94854403	T236
94854404	T235
94856081	T236
94856082	T235
95493977	T999
95577539	T700
96029000	T911
96033798	T901
96051646	T095
96057945	T164
96060050	T166
96067809	T095
96068423	T241
96068424	T243
96068591	T212
96088735	T702
96101064	T737
96103128	T310
96142525	T915
96144076	T148

OEM No.	Gates No.
96182679	T1596
96183351	T310
96183352	T310
96183353	T1041
9618337580	T1596
96188278	T189
96197874	T1504
96197874	T1504
96261574	T1505
9626157480	T1505
96290822	T1505
9629082280	T1505
9631203080	T1629
9632959380	T1596
96350073	T1503
96350076	T1503
9635007680	T1503
9635007780	T1503
96352407	T1041
96352965	T289
9637053980	T1503
9637240580	T1503
9637514080	T1520
9637914380	T1581
9637914580	T1583
9637914680	T1583
9639842180	T1581
9640828680	T1603
96413861	T1094
96414718702	T222
96440343	T1626
9645717480	T1608
9645717580	T1608
9647367480	T1605
9647610080	T1503
9648968580	T1608
9659795080	T1608
96610029	T1353
9662187580	T1638
9662187680	T1638
96FF6268DA	T707
96MM6K288A1A	T1086
96MM6K288A2A	T1086
97016326	T221
97041784	T122
97042268	T147
97143724	T312
974F6K288AB	T1065
978M6268A1A	T294
978M6268A1B	T294
98415921	T762
98419390	T1555
988M6268A2B	T294
99456476	T1555
99919203004	T072

OEM No.	Gates No.
99919203040	T072
99919213150	T213
A907E01912	T029
AWT1717215	T801
B10112205	T141
B10112205A	T141
B36612205A	T185
B36712205	T185
B59712205	T179
B63012205A	T123
B63012205D	T141
B63012205E	T141
B63212205	T141
B66012205	T149
B66012205B	T149
B66012205C	T149
B6S712205A	T179
B6S712205B	T179
B6S712205C	T179
B6S712205D	T179
BE8Z6268B	T343
BP0112205A	T185
BP0112205B	T185
BP0212205	T185
BP0212205A	T185
C2C24601	T1617
C2C24828	T1616
CAM9006	T870
CDU2749	T613
D1FZ6268A	T013
E43Z6268B	T103
E43Z6268C	T102
E5TZ6268A	T092
E5TZ6268B	T091
E7GZ6268A	T141
E7GZ6268B	T141
E7GZ6268C	T141
E80112205	T077
E80712205	T807
E92Z6268A	T134
ERR1092	T1031
ETC7333	T758
ETC8550	T1034
F1CZ6268A	T194
F20212205	T134
F20312205	T134
F21012205	T134
F2CE6268AA	T194
F32Z6268A	T228
F3BZ6268A	T185
F4BZ6268A	T185
F5RZ6268A	T258
F80112205	T077
F80112205A	T903
F80212205	T077

OEM No.	Gates No.
F80812205	T809
F80912205	T809
F8B212205	T829
F8B212205A	T829
F8CZ6268AA	T294
FDU1464	T142
FE0112205	T088
FE01122050	T088
FE0212205	T088
FE0312205	T113
FE0412205	T113
FE0512205	T117
FE0612205	T117
FE0812205	T117
FE09122050	T117
FE1H12205	T264
FE1H12205A	T264
FE3N12205	T281
FE7912205	T113
FEY812205	T113
FP0112205A	T316
FP0112209A	T316
FS0112205A	T228
FS0212205	T228
GTB1237	T142
GTB1238	T613
GTB1253	T909
GTB1289	T704
GTB1497XS	T1093
GTB2018XS	T1083
GTB2019XS	T1513
GTB9000	T327
GTB9001	T326
GTB9005	T1514
GX0145201A	T022
J0856351	T140
JAWE12205	T1601
JE2612205	T183
JE26122050	T183
JE2612205A	T183
JE2612205B	T183
JE4812205	T183
JF0112205	T146
JF0112205D	T146
JF2612205B	T183
KJ0112205	T267
KL0112205	T214
LHN100040	T1513
LHN100390	T1050
LHN100400	T1083
LHN100410L	T327
LHN100420	T326
LHN100420L	T326
LHN100560	T1093
LHN100760	T1514

OEM No.	Gates No.
LR004257	T1638
MB6S712205C	T179
MD008960	T013
MD008961	T062
MD008968	T013
MD008969	T062
MD009277	T064
MD009352	T013
MD009651	T062
MD009667	T064
MD013805	T093
MD015310	T093
MD015311	T090
MD030599	T073
MD030600	T073
MD040756	T062
MD040797	T062
MD041390	T089
MD041407	T159
MD050119	T092
MD050130	T091
MD060461	T091
MD095866	T093
MD098491	T089
MD098492	T124
MD099706	T073
MD099707	T091
MD099708	T090
MD100679	T139
MD100814	T128
MD102049	T845
MD102248	T093
MD102249	T158
MD102250	T854
MD106103	T159
MD110029	T167
MD110041	T165
MD110709	T124
MD111427	T139
MD113564	T128
MD113790	T158
MD115977	T168
MD116786	T128
MD120487	T155
MD133115	T167
MD133116	T165
MD134377	T711
MD140070	T195
MD140227	T155
MD140228	T158
MD140229	T124
MD145713	T167
MD145813	T191
MD145813	T1039
MD154243	T204

OEM No.	Gates No.
MD161427	T195
MD171748	T167
MD176386	T889
MD176387	T201
MD176388	T932
MD176389	T935
MD179619	T986
MD179620	T954
MD182201	T165
MD182291	T167
MD182292	T256
MD182293	T232
MD182294	T230
MD182294	T230
MD182295	T168
MD183006	T253
MD189521	T933
MD189522	T229
MD191982	T288
MD192319	T931
MD193875	T253
MD194895	T191
MD194895	T1039
MD197129	T1039
MD199079	T1024
MD199418	T165
MD211195	T987
MD300470	T961
MD300473	T724
MD303375	T609
MD307487	T259
MD310484	T724
MD310836	T288
MD314456	T608
MD317882	T607
MD318814	T1028
MD319266	T1023
MD322641	T287
MD323448	T1024
MD323455	T230
MD325854	T289
MD326059	T167
MD329639	T1021
MD331076	T256
MD336149	T232
MD337466	T1048
MD340625	T289
MD342154	T1353
MD347533	T1024
MD347533	T1024
MD354366	T1024
MD358549	T320
MN158737	T332
MN980100	T1604
MR994968	T332

OEM No.	Gates No.
MVF100040	T1513
OK05412205	T863
OK24712205	T302
OK95412205	T281
OK97212205	T264
OK9BV12205	T1015
OK9BV12206	T1016
PN1112205	T866
PN1212205	T866
R20112205	T822
R20112205	T837
R20112205A	T822
RF0112205	T863
RF0312205	T103
RF0312206A	T102
RF4312205	T103
RF7112205	T862
RF7912205	T862
RF7J12205	T1628
T0718836	T140
T0729581	T140
UAM5212	T874
UKC3018	T875
UKC9889	T875
WAM2804	T909
WL0112205	T741
XM216268AA	T1547
XM216268BA	T1547
Y60112205	T1608
Z50112205	T266
Z50212205	T308



NOTES



TIMING BELTS & TIMING COMPONENT KITS CATALOGUE

VKMA CROSS REFERENCE



VKMA CROSS REFERENCE

VKMA CROSS REFERENCE

Old TCK Part Number	New TCK Part Number
VKMA01000S	TCK017
VKMA01001	TCK262A
VKMA01002S	TCK262
VKMA01008S	TCK317
VKMA01009	TCK260B
VKMA01011S	TCK242A
VKMA01013S	TCK242B
VKMA01013S1	TCK242C
VKMA01018S	TCK306C
VKMA01020	TCK292
VKMA01024	TCK790B
VKMA01031	TCK127
VKMA01032	TCK170
VKMA01050	TCK197
VKMA01110S	TCK1069
VKMA01113S	TCK296
VKMA01120	TCK1073
VKMA01200S	TCK218
VKMA01201S	TCK218A
VKMA01202S	TCK297
VKMA01202S1	TCK297A
VKMA01202S2	TCK297B
VKMA01202SH	TCKH297
VKMA01202SH1	TCKH297A
VKMA01202SH2	TCKH297B
VKMA01222S	TCK334
VKMA01250S	TCK1547
VKMA01253S	TCK739A
VKMA01255S	TCK1604A
VKMA01255S1	TCK1604B
VKMA01255SWP1	TCKWP1604-1
VKMA01259S	TCK1604
VKMA01262S	TCK765C
VKMA01266	TCK739B
VKMA01270S	TCK739C
VKMA01271	TCK739D
VKMA01301S	TCK330
VKMA01332S	TCK1606
VKMA01601SH	TCKH1601
VKMA01908SH	TCKH317A
VKMA01918SHWP1	TCKHWP306-1
VKMA01918SHWP2	TCKHWP306-2
VKMA01935SH	TCKH306
VKMA01936SH	TCKH306B
VKMA02005	TCK882
VKMA02101	TCK018A
VKMA02111	TCK069A
VKMA02177S	TCK791A

Old TCK Part Number	New TCK Part Number
VKMA02183	TCK791B
VKMA02190S	TCK1609
VKMA02192SWP	TCKWP1521
VKMA02383	TCK761
VKMA02384	TCK762
VKMA02390	TCK1621
VKMA02500S	TCK021
VKMA02501	TCK879
VKMA02510S	TCK919
VKMA02540S	TCK1044
VKMA03110	TCK901
VKMA03111	TCK702
VKMA03132S	TCK1581A
VKMA03200	TCK189
VKMA03201S	TCK980
VKMA03210	TCK188
VKMA03211S	TCK737
VKMA03213	TCK1504A
VKMA03216S	TCK1504C
VKMA03218S	TCK1583
VKMA03235S	TCK1503
VKMA03240	TCK915A
VKMA03241S	TCK915B
VKMA03246	TCK1505B
VKMA03247S	TCK1505
VKMA03247SWP	TCKWP1505
VKMA03251	TCK1051
VKMA03254S	TCK911A
VKMA03254S1	TCK911B
VKMA03256	TCK1581B
VKMA03257S	TCK1603
VKMA03259SWP	TCKWP1608
VKMA03260S	TCK1605
VKMA03261S	TCK1616
VKMA03264S	TCK1520
VKMA03902S	TCK1596
VKMA04000	TCK806
VKMA04001	TCK805
VKMA04212S	TCK258
VKMA04213S	TCK294
VKMA04214S	TCK294B
VKMA04222SSF	TCKSF1086
VKMA04304S	TCK706
VKMA04305S	TCK1065
VKMA05121S	TCK1041
VKMA05121SWP	TCKWP1041
VKMA05140S	TCK1566
VKMA05150S	TCK1064

Old TCK Part Number	New TCK Part Number
VKMA05156S	TCK1094
VKMA05211S	TCK860
VKMA05220S	TCK1057
VKMA05222S	TCK309
VKMA05222SWP	TCKWP309
VKMA05223S	TCK305A
VKMA05228S	TCK305C
VKMA05260S	TCK338
VKMA05402	TCK1022
VKMA05500S	TCK285A
VKMA05501S	TCK285B
VKMA05502S	TCK285C
VKMA06020S	TCK1095
VKMA06020SWP	TCKWP1095
VKMA06040S	TCK311D
VKMA06040SWP	TCKWP311
VKMA06101S	TCK834
VKMA06103	TCK995
VKMA06106S	TCK1565
VKMA06108S	TCK1284
VKMA06200	TCK018B
VKMA06201	TCK111
VKMA06203S	TCK140
VKMA06220S	TCK1580
VKMA06300S	TCK032
VKMA06301	TCK229A
VKMA06406	TCK173
VKMA06408S	TCK198
VKMA06503S	TCK1582
VKMA06560S	TCK270
VKMA06600S	TCK217
VKMA06601S	TCK268
VKMA06602	TCK252
VKMA06603	TCK269
VKMA06604S	TCK311A
VKMA06604S1	TCK311B
VKMA06604S2	TCK311C
VKMA06800S	TCK319
VKMA07301S	TCK1093
VKMA07304S	TCK1514
VKMA07306S	TCK1050A
VKMA07307S	TCK327
VKMA07310S	TCK613
VKMA07312S	TCK1050
VKMA08000	TCK910A
VKMA08001	TCK910B
VKMA08110	TCK131
VKMA08201	TCK811

Old TCK Part Number	New TCK Part Number
VKMA08501	TCK336
VKMA90000S	TCK310
VKMA90000S1	TCK335
VKMA90000SWP	TCKWP310
VKMA90000SWP1	TCKWP335
VKMA90001S	TCK289A
VKMA90002S	TCK163
VKMA91001S	TCK200
VKMA91001SH	TCKH200
VKMA91002S	TCK036
VKMA91003S	TCK199
VKMA91003SR	TCKR199
VKMA91003SWP	TCKWP199
VKMA91004S	TCK079
VKMA91005S	TCK236
VKMA91006S	TCK235
VKMA91011S	TCK257
VKMA91011SH	TCKH257
VKMA91011SH1	TCKH257A
VKMA91013S	TCK125
VKMA91014S	TCK157
VKMA91015S	TCK208
VKMA91017S	TCK215
VKMA91020S	TCK859
VKMA91021S	TCK777
VKMA91022S	TCK988
VKMA91022SH	TCKH988
VKMA91100S	TCK098
VKMA91101S	TCK087
VKMA91104	TCK865
VKMA91122S	TCK084
VKMA91124S	TCK835A
VKMA91125S	TCK835B
VKMA91200S	TCK824
VKMA91201	TCK823
VKMA91202S	TCK070
VKMA91203S	TCK818
VKMA91302S	TCK125A
VKMA91302SR	TCKR125B
VKMA91304S	TCK257C
VKMA91304SH	TCKH257B
VKMA91304SWP	TCKWP257
VKMA91400S	TCK900
VKMA91401S	TCK176
VKMA91700S	TCK126
VKMA91700S	TCK237
VKMA91702S	TCK239
VKMA91704S	TCK271
VKMA91704SH	TCKH271
VKMA91707S	TCK298
VKMA91707SH	TCKH298
VKMA91708S	TCK797B
VKMA91708SH	TCKH797

Old TCK Part Number	New TCK Part Number
VKMA91711S	TCK1511
VKMA91711SH	TCKH1511
VKMA91715S	TCK885
VKMA91719S	TCK1059
VKMA91719SH	TCKH1059
VKMA92001S	TCK077
VKMA92004S	TCK104
VKMA92006S	TCK249
VKMA92007S	TCK175A
VKMA92007SR	TCK175B
VKMA92008S	TCK180
VKMA92012	TCK888
VKMA92101S	TCK137
VKMA92101SR	TCKR137
VKMA92200	TCK100
VKMA92210S	TCK078
VKMA92500S	TCK928
VKMA92501S	TCK104A
VKMA92504S	TCK1040B
VKMA92504SR	TCKR1040B
VKMA92518S	TCK1032
VKMA92518SWP	TCKWP1032
VKMA93001S	TCK145
VKMA93002S	TCK142
VKMA93005S	TCK223
VKMA93006S	TCK224
VKMA93007S	TCK041
VKMA93008S	TCK130
VKMA93009S	TCK142A
VKMA93010	TCK144
VKMA93011S	TCK244
VKMA93012S	TCK193
VKMA93013S	TCK216
VKMA93014S	TCK226
VKMA93100	TCK850
VKMA93101S	TCK161
VKMA93112S	TCK028
VKMA93200S	TCK160
VKMA93201S	TCK227
VKMA93210S	TCK184
VKMA93302S	TCK129
VKMA93500S	TCK143
VKMA93600S	TCK187
VKMA93612S	TCK286
VKMA93616S	TCK312
VKMA94000S	TCK214
VKMA94000SH	TCKH214
VKMA94003S	TCK149
VKMA94006S	TCK088
VKMA94007S	TCK117
VKMA94008S	TCK113
VKMA94009S	TCK822
VKMA94010S	TCK228

Old TCK Part Number	New TCK Part Number
VKMA94012S	TCK316
VKMA94013S	TCK183
VKMA94013SH	TCKH183
VKMA94017S	TCK146
VKMA94100S	TCK123
VKMA94101S	TCK141
VKMA94102S	TCK185
VKMA94201S	TCK179
VKMA94222S	TCK134
VKMA94230SWP	TCKWP264
VKMA94300	TCK103
VKMA94301	TCK102
VKMA94501S	TCK113A
VKMA94502	TCK077B
VKMA94503S	TCK807
VKMA94506S	TCK302
VKMA94507S	TCK1015
VKMA94509S	TCK1568
VKMA94600S	TCK829
VKMA94601S	TCK281
VKMA94607S	TCK809
VKMA94610S	TCK308
VKMA94614S	TCK741A
VKMA94616S	TCK741B
VKMA94624S	TCK318
VKMA95002S	TCK064
VKMA95003S	TCK139
VKMA95005S	TCK167
VKMA95005SH	TCKH167A
VKMA95005SH1	TCKH167B
VKMA95007S	TCK013A
VKMA95008S	TCK089
VKMA95008S	TCK158
VKMA95009S	TCK155
VKMA95010S	TCK091
VKMA95010S	TCK711
VKMA95012S	TCK191A
VKMA95013S	TCK165
VKMA95014S	TCK961
VKMA95016S	TCK933
VKMA95017S	TCK124
VKMA95019S	TCK232
VKMA95020S	TCK889
VKMA95021S	TCK165A
VKMA95022S	TCK935
VKMA95024S	TCK230
VKMA95024SH	TCKH230
VKMA95025S	TCK201
VKMA95027S	TCK229
VKMA95030S	TCK191B
VKMA95031	TCK093A
VKMA95032	TCK128A
VKMA95036S	TCK089A

Old TCK Part Number	New TCK Part Number
VKMA95036S	TCK158A
VKMA95039S	TCK253
VKMA95102S	TCK089B
VKMA95103S	TCK089C
VKMA95103S	TCK158C
VKMA95105S	TCK093
VKMA95206S	TCK073
VKMA95207S	TCK128
VKMA95613S	TCK259
VKMA95613SH	TCKH259
VKMA95617S	TCK954
VKMA95619S	TCK128B
VKMA95621S	TCK289
VKMA95621S1	TCK289B
VKMA95624S	TCK609
VKMA95625	TCK932
VKMA95626S	TCK288
VKMA95632S	TCK282
VKMA95632SWP	TCKWP282
VKMA95648S	TCK1327
VKMA95655S	TCK278
VKMA95656S	TCK284
VKMA95657S	TCK315
VKMA95658S	TCK1038
VKMA95659S	TCK313
VKMA95663S	TCK1586
VKMA95664S	TCK287
VKMA95664SH	TCKH287
VKMA95667S	TCK284A
VKMA96002S	TCK212
VKMA96200S	TCK171
VKMA96201S	TCK891
VKMA96202S	TCK095
VKMA96203S	TCK166
VKMA96204S	TCK164
VKMA96208S	TCK135
VKMA96213S	TCK241
VKMA96214S	TCK194
VKMA96218S	TCK272
VKMA97001	TCK803
VKMA97003	TCK861
VKMA97006	TCK905
VKMA97007S	TCK852
VKMA97009S	TCK178
VKMA97101S	TCK845
VKMA97300S	TCK022
VKMA97501S	TCK182
VKMA97503S	TCK181
VKMA97505S	TCK1055
VKMA97506S	TCK842
VKMA97507S	TCK1055A
VKMA98000S	TCK254
VKMA98000S1	TCK277C

Old TCK Part Number	New TCK Part Number
VKMA98000S1T	TCKT277C
VKMA98000SH	TCKH254
VKMA98000SH1	TCKH277C
VKMA98000SH1T	TCKHT277C
VKMA98000SHR	TCKHR254
VKMA98000SHT	TCKHT254
VKMA98000ST	TCKT254
VKMA98000SWP	TCKWP254
VKMA98000SWPT	TCKWPT254
VKMA98001S	TCK299
VKMA98109SH	TCKH304
VKMA98109SHR	TCKH304R
VKMA98109SHRT	TCKHRT304
VKMA98109SHT	TCKHT304
VKMA98110SH	TCKH172
VKMA98110SHT	TCKHT172
VKMA98112SH	TCKH277B
VKMA98112SHT	TCKHT277B
VKMA98115SH	TCKH277
VKMA98115SHR	TCKHR277
VKMA98115SHRT	TCKHRT277
VKMA98115SHT	TCKHT277
VKMA99000S	TCK121
VKMA99001S	TCK122
VKMA99003S	TCK147
VKMA99004S	TCK844
VKMA99005	TCK075
VKMA99006S	TCK847
VKMA99007S	TCK303
VKMA99007SH	TCKH303



NOTES



NOTES

OTHER CATALOGUES AVAILABLE FROM THE GATES RANGE

Automotive Applications Catalogue 496-2032
· DRIVE BELTS & DRIVEALIGN® COMPONENTS

Automotive Applications Catalogue 496-2043
· HOSE

Automotive Applications Catalogue 496-2109
· WATER PUMPS

Stant Applications Catalogue 496-2048
· THERMOSTATS · GASKETS

Ideal Product Catalogue 496-2091
· CLAMPS

Automotive Master Catalogue 496-2087

GATES WARRANTY:

THE GATES PRODUCTS CONTAINED IN THIS CATALOGUE ARE WARRANTED TO THE ORIGINAL PURCHASER TO BE FREE FROM DEFECT IN MATERIAL AND WORKMANSHIP FOR THE DURATION OF THE GATES WARRANTY PERIOD.

COMPLETE DETAILS ON GATES WARRANTY PERIODS FOR ALL PRODUCTS CAN BE FOUND ON THE GATES WEBSITE.
WWW.GATESAUSTRALIA.COM.AU

©COPYRIGHT ALL RIGHTS RESERVED. THE PRODUCT AND APPLICATION INFORMATION IN THIS CATALOGUE WAS PREPARED BY GATES AUSTRALIA PTY LTD FOR THE AUSTRALIAN AND NEW ZEALAND MARKETS. GREAT CARE HAS BEEN TAKEN TO ENSURE ACCURACY AND GATES DISCLAIMS ANY LIABILITY FOR PRINTING ERRORS OR USE OF ITS PRODUCTS IN APPLICATIONS OTHER THAN THOSE FOR WHICH THEY WERE DESIGNED.

THIS CATALOGUE IS PRINTED TO ASSIST GATES CUSTOMERS. THE CATALOGUE IS SUPPLIED WITH THE CONDITION IT CANNOT BE CIRCULATED IN ANY FORM OTHER THAN IN ITS ORIGINAL FORM AND SHALL NOT BY WAY OF TRADE OR OTHERWISE BE SOLD, LENT, CIRCULATED OR REPRODUCED WITHOUT COPYRIGHT OWNERS WRITTEN CONSENT. ANY COPYRIGHT INFRINGEMENT WILL BE PROSECUTED TO THE EXTENT THE LAW ALLOWS. FOR INSTALLATION INSTRUCTIONS REFER TO APPROPRIATE VEHICLE SERVICE MANUAL.

CAUTION, USE PRODUCTS ONLY ON APPLICATIONS SPECIFIED IN GATES LITERATURE. INSTALL AND MAINTAIN PRODUCTS ACCORDING TO THE VEHICLE MANUFACTURER'S RECOMMENDED INSTRUCTIONS AND WITH RECOMMENDED TOOLS. FAILURE TO FOLLOW THESE INSTRUCTIONS COULD RESULT IN INJURY OR PROPERTY DAMAGE. GATES DISCLAIMS ALL LIABILITY DUE TO FAILURE TO FOLLOW THESE INSTRUCTIONS.



POWERING PROGRESS™



POWERING PROGRESS™

496-2015

2013

GATES AUSTRALIA PTY LTD

1-15 Hydrive Close, Dandenong South, Victoria, 3175

PH: +61 3 9797 9666 FAX: +61 3 9797 9600

www.GatesAustralia.com.au



Scan the QR code to access
the Gates Online Catalogue